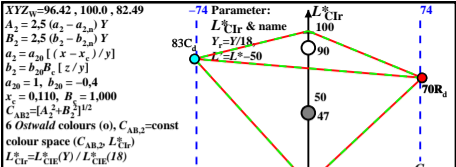


Illumin. D65, $Y_W=100.0, Y_N=0.1$

Name	Range	X	Y	Z	x	y	z	λ_a	λ_c	λ_e	a_2	b_2	c_2	A_2	B_2	$C_{AB,2}$	L^*_{Clr}	$L^*_{AB,2}$	Y_F	L^*_{CIE}	L^*_{Clr}	L^*_{TuV}	L^*_{TaR}	L^*_{FaR}
R	567	775	59.63	37.91	0.05	0.61	0.388896	489	1.289	0.0	0.758	63.8	32.9	71.8	27	2.1	67.9	68.6	68.5	65.6				
Y	493	775	17.11	94.25	6.76	0.432	0.529570	463	0.61	-0.022	0.325	-1.3	76.7	76.7	91	5.23	97.7	98.7	91.1	80.8				
G	493	567	70.49	56.35	6.71	0.217	0.699535	535	0.153	-0.038	0.557	-65.2	43.7	78.5	146	3.13	79.8	80.6	78.3	72.9				
C	380	567	35.41	62.09	108.84	0.171	0.3	489	596	0.204	-0.56	0.463	-63.8	-32.9	71.8	207	3.44	82.9	83.8	80.7	74.5			
B	380	493	17.93	57.5	102.14	0.142	0.045463	570	0.711	-5.681	5.334	1.3	-76.7	76.7	271	0.3	28.7	29.0	21.6	27.0				
M	567	493	77.55	43.65	102.18	0.347	0.195535	535	1.213	-0.749	0.719	65.2	-43.7	78.5	326	2.42	72.0	72.7	72.0	68.3				
W	380	775	95.04	100.0	108.89	0.312	0.329	100%	0.616	-0.348	0.01	0.0	0.0	0.0	5.55	100.0	101.092	6	81.5					
N	380	775	0.01	0.01	0.01	0.311	0.327	0.0	0.615	-0.348	0.01	0.0	0.0	0.0	180	0.0	0.0	0.0	-136.201					
U	380	775	17.1	18.0	19.6	0.312	0.329	18%	0.616	-0.348	0.01	0.0	0.0	0.0	185	1.0	49.5	50.0	50.0	50.0				

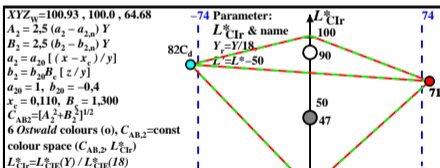
fec70-1a



Illumin. D50, $Y_W=100.0, Y_N=0.1$

Name	Range	X	Y	Z	x	y	z	λ_a	λ_c	λ_e	a_2	b_2	c_2	A_2	B_2	$C_{AB,2}$	L^*_{Clr}	$L^*_{AB,2}$	Y_F	L^*_{CIE}	L^*_{Clr}	L^*_{TuV}	L^*_{TaR}	L^*_{FaR}
R	570	775	64.89	39.99	0.05	0.618	0.381598	491	1.333	0.0	0.752	67.6	32.9	75.2	25	2.22	69.4	70.1	69.8	66.6				
Y	496	775	83.1	94.03	4.27	0.458	0.518573	468	0.671	-0.018	0.312	3.3	73.3	73.3	87	5.22	97.6	98.6	91.0	80.7				
G	496	570	18.21	54.04	4.22	0.238	0.706538	538	0.181	-0.031	0.562	-64.3	40.3	75.9	147	3.0	78.4	79.2	73.7	72.2				
C	380	570	31.53	60.01	82.44	0.181	0.344491	598	0.206	-0.549	0.501	-67.6	-32.9	75.2	205	3.33	81.8	82.6	79.9	73.9				
B	380	496	13.32	5.97	78.23	0.136	0.061468	573	0.634	-5.235	4.91	-3.3	-73.3	73.3	267	0.3	29.3	29.6	22.6	27.7				
M	570	496	78.21	45.96	78.28	0.386	0.227538	538	1.217	-0.681	0.66	64.3	-40.3	75.9	327	2.55	73.5	74.2	73.3	69.3				
W	380	775	96.42	100.0	82.49	0.345	0.358	100%	0.657	-0.329	0.01	0.0	0.0	5.55	100.0	101.092	6	81.5						
N	380	775	0.01	0.01	0.01	0.344	0.357	0.0	0.656	-0.329	0.01	0.0	0.0	0.0	180	0.0	0.0	0.0	-136.201					
U	380	775	17.35	18.0	14.84	0.345	0.358	18%	0.657	-0.329	0.01	0.0	0.0	0.0	180	1.0	49.5	50.0	50.0	50.0				

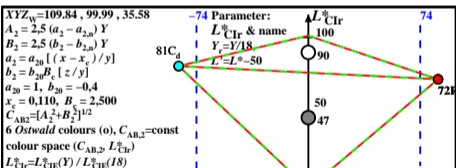
fec70-2a



Illumin. P40, $Y_W=100.0, Y_N=0.1$

Name	Range	X	Y	Z	x	y	z	λ_a	λ_c	λ_e	a_2	b_2	c_2	A_2	B_2	$C_{AB,2}$	L^*_{Clr}	$L^*_{AB,2}$	Y_F	L^*_{CIE}	L^*_{Clr}	L^*_{TuV}	L^*_{TaR}	L^*_{FaR}
R	573	775	70.19	41.34	0.05	0.63	0.369600	493	1.408	0.0	0.768	71.1	34.5	79.0	25	2.28	70.2	70.9	70.5	67.2				
Y	498	775	90.58	95.34	4.06	0.476	0.501576	468	0.73	-0.022	0.314	3.2	74.8	74.9	87	5.29	98.1	99.1	91.4	80.9				
G	498	573	20.4	54.21	0.42	0.259	0.689540	540	0.216	-0.038	0.582	-67.8	40.3	78.9	149	3.01	78.5	79.3	77.4	72.2				
C	380	573	30.74	58.86	64.64	0.199	0.381493	600	0.234	-0.571	0.517	-71.0	-34.5	79.9	205	3.27	81.2	82.0	79.4	73.6				
B	380	498	10.35	46.06	60.62	0.136	0.061468	576	0.435	-6.762	6.432	-3.2	-74.8	74.9	267	0.25	25.7	26.0	16.4	23.6				
M	573	498	80.55	45.79	60.67	0.43	0.244540	540	1.309	-0.688	0.689	67.8	-40.3	78.9	329	2.54	73.4	74.1	73.2	69.7				
W	380	775	100.93	100.0	64.68	0.379	0.376	100%	0.717	-0.336	0.01	0.0	0.0	5.55	100.0	101.092	6	81.5						
N	380	775	0.01	0.01	0.01	0.378	0.375	0.0	0.716	-0.336	0.01	0.0	0.0	180	0.0	0.0	0.0	0.0	-136.201					
U	380	775	18.16	18.0	11.64	0.379	0.376	18%	0.717	-0.336	0.01	0.0	0.0	166	1.0	49.5	50.0	50.0	50.0					

fec70-3a



Illumin. A00, $Y_W=100.0, Y_N=0.1$

Name	Range	X	Y	Z	x	y	z	λ_a	λ_c	λ_e	a_2	b_2	c_2	A_2	B_2	$C_{AB,2}$	L^*_{Clr}	$L^*_{AB,2}$	Y_F	L^*_{CIE}	L^*_{Clr}	L^*_{TuV}	L^*_{TaR}	L^*_{FaR}
R	579	775	79.88	43.01	0.04	0.649	0.349605	499	1.542	-0.001	0.797	76.7	38.1	85.8	26	2.38	71.5	72.2	71.6	68.0				
Y	504	775	104.4795	97	2.33	0.515	0.473581	474	0.856	-0.024	0.332	6.6	79.5	79.8	85	5.33	98.4	99.4	91.5	81.0				
G	504	579	24.59	52.96	2.29	0.307	0.663547	547	0.289	-0.043	0.615	-70.1	41.3	81.4	149	2.94	77.8	78.6	76.8	71.8				
C	380	579	29.97	56.99	35.54	0.244	0.465499	605	0.289	-0.623	0.601	-76.7	-38.1	87.9	206	3.16	80.1	80.9	78.6	73.1				
B	380	504	5.38	40.3	33.24	0.126	0.094474	581	0.172	-8.246	7.917	-6.6	-79.5	79.8	265	0.22	23.7	24.0	12.8	21.4				
M	579	504	85.26	47.04	33.28	0.514	0.284547	547	1.425	-0.707	0.692	70.1	-41.3	81.4	329	2.61	74.2	74.9	73.8	69.7				
W	380	775	109.8499	99.99	35.58	0.447	0.407	100%	0.828	-0.355	0.01	0.0	0.0	5.55	100.0	101.092	6	81.5						
N	380	775	0.01	0.01	0.01	0.445	0.405	0.0	0.827	-0.355	0.01	0.0	0.0	180	0.0	0.0	0.0	0.0	-136.201					
U	380	775	19.77	17.99	6.4	0.447	0.407	18%	0.828	-0.355	0.01	0.0	0.0	180	1.0	49.5	50.0	50.0	50.0					

fec70-4a