

XYZ_w=95.04, 100.0, 108.89

$A_2 = 2.5 (a_2 - a_{2,n}) Y$
 $B_2 = 2.5 (b_2 - b_{2,n}) Y$
 $a_2 = a_{20} [(x - x_c) / y]$
 $b_2 = b_{20} B_2 [z / y]$
 $a_{20} = 1, b_{20} = -0.4$
 $x_c = 0.110, B = 0.800$
 $C_{AB,2} = [A_2^2 + B_2^2]^{1/2}$

6 Ostwald colours (o), $C_{AB,2} = \text{const}$

colour space ($C_{AB,2}, L^*_{CIE}$)

$L^*_{CIE} = 116(Y/100)^{1/3} - 16$ ($\gamma > 0.8856$) or

$L^*_{CIE} = 116(841/108)(Y/100) + 4/29 - 16$

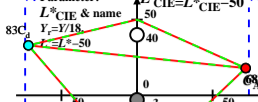
Illumin. D65, $Y_w = 100.0, Y_n = 0.1$

Name Range X Y_w Z x y λ_a λ_c a_2 b_2 c_2 A_2 B_2 $C_{AB,2}$ L^*_{CIE} L^*_c L^*_r L^*_g L^*_b L^*_{Tar}

R	567.775	59.63	37.91	0.05	0.61	0.388596	489	1.289	0.0	0.758	63.8	32.9	71.8	27	2.1	17.9	18.6	18.5	15.6	
Y	493.775	77.11	94.25	6.76	0.432	0.529570	463	0.61	-0.022	0.325	-1.3	76.7	76.7	91	5.23	47.7	48.7	41.1	30.8	
G	493.567	17.49	56.35	6.71	0.217	0.699535	535	0.153	-0.038	0.557	-65.2	43.7	78.5	146	3.13	29.8	30.6	28.3	22.9	
C	380.567	35.41	62.09	108.84	171	0.3	489	596	0.204	-0.56	0.463	-63.8	-32.9	71.8	207	3.44	32.9	33.8	30.7	24.5
B	380.493	17.93	57.75	102.14	142	0.045	463	570	0.711	-5.681	5.334	1.3	-76.7	76.7	271	3.1	-21.2	-20.9	-28.3	-22.9
M	567.493	77.55	43.65	102.18	347	0.195	535	535	1.213	-0.749	0.719	65.2	-43.7	78.5	326	2.42	22.0	22.7	22.0	18.3
W	380.775	95.04	100.0	108.89	102	0.329	100%	0.0	0.616	-0.348	0.01	0.0	0.0	0.0	5.55	50.0	51.0	42.6	31.5	
N	380.775	0.01	0.01	0.01	0.311	0.327	0.0	0.0	0.615	-0.348	0.01	0.0	0.0	0.0	180	0	-49.9	-49.9	-186.2	-49.8
U	380.775	17.1	18.0	19.6	0.312	0.329	18%	0.616	-0.348	0.01	0.0	0.0	185	1.0	-0.4	0.0	-0.4	0.0	0.0	

fec10-1a

-74 Parameter: $L^*_{CIE} = L^*_{CIE} - 50$ 74



XYZ_w=96.42, 100.0, 82.49

$A_2 = 2.5 (a_2 - a_{2,n}) Y$
 $B_2 = 2.5 (b_2 - b_{2,n}) Y$
 $a_2 = a_{20} [(x - x_c) / y]$
 $b_2 = b_{20} B_2 [z / y]$
 $a_{20} = 1, b_{20} = -0.4$
 $x_c = 0.110, B = 1.000$
 $C_{AB,2} = [A_2^2 + B_2^2]^{1/2}$

6 Ostwald colours (o), $C_{AB,2} = \text{const}$

colour space ($C_{AB,2}, L^*_{CIE}$)

$L^*_{CIE} = 116(Y/100)^{1/3} - 16$ ($\gamma > 0.8856$) or

$L^*_{CIE} = 116(841/108)(Y/100) + 4/29 - 16$

Illumin. D50, $Y_w = 100.0, Y_n = 0.1$

Name Range X Y_w Z x y λ_a λ_c a_2 b_2 c_2 A_2 B_2 $C_{AB,2}$ L^*_{CIE} L^*_c L^*_r L^*_g L^*_b L^*_{Tar}

R	570.775	64.89	39.99	0.05	0.618	0.381598	491	1.333	0.0	0.752	67.6	32.9	75.2	25	2.22	19.4	20.1	19.8	16.6	
Y	496.775	83.1	94.03	4.27	0.458	0.518573	468	0.671	-0.018	0.312	3.3	73.3	73.3	87	5.22	47.6	48.6	41.0	30.7	
G	496.570	18.21	54.04	4.22	0.238	0.706538	538	0.181	-0.031	0.562	-64.3	40.3	75.9	147	3.0	28.4	29.2	27.3	22.2	
C	380.570	31.53	60.01	82.44	0.181	0.344491	598	0.206	-0.549	0.501	-67.6	-32.9	75.2	205	3.33	31.8	32.6	29.9	23.9	
B	380.496	13.32	5.97	128.23	0.136	0.061468	573	0.434	-2.35	4.91	-3.3	-73.3	73.3	267	3.3	-20.6	-20.3	-27.3	-22.2	
M	570.496	78.21	45.96	78.28	0.386	0.227538	538	1.217	-0.681	0.66	64.3	-40.3	75.9	327	2.55	23.5	24.2	23.3	19.3	
W	380.775	96.42	100.0	82.49	0.345	0.358	100%	0.0	0.657	-0.329	0.01	0.0	0.0	5.55	50.0	51.0	42.6	31.5		
N	380.775	0.01	0.01	0.01	0.344	0.357	0.0	0.0	0.656	-0.329	0.01	0.0	0.0	0.0	180	0	-49.9	-49.9	-186.2	-49.8
U	380.775	17.35	18.0	14.84	0.345	0.358	18%	0.657	-0.329	0.01	0.0	0.0	180	1.0	-0.4	0.0	-0.4	0.0	0.0	

fec10-2a

XYZ_w=100.93, 100.0, 64.68

$A_2 = 2.5 (a_2 - a_{2,n}) Y$
 $B_2 = 2.5 (b_2 - b_{2,n}) Y$
 $a_2 = a_{20} [(x - x_c) / y]$
 $b_2 = b_{20} B_2 [z / y]$
 $a_{20} = 1, b_{20} = -0.4$
 $x_c = 0.110, B = 1.300$
 $C_{AB,2} = [A_2^2 + B_2^2]^{1/2}$

6 Ostwald colours (o), $C_{AB,2} = \text{const}$

colour space ($C_{AB,2}, L^*_{CIE}$)

$L^*_{CIE} = 116(Y/100)^{1/3} - 16$ ($\gamma > 0.8856$) or

$L^*_{CIE} = 116(841/108)(Y/100) + 4/29 - 16$

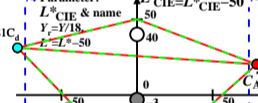
Illumin. P40, $Y_w = 100.0, Y_n = 0.1$

Name Range X Y_w Z x y λ_a λ_c a_2 b_2 c_2 A_2 B_2 $C_{AB,2}$ L^*_{CIE} L^*_c L^*_r L^*_g L^*_b L^*_{Tar}

R	573.775	70.19	41.14	0.05	0.63	0.369600	493	1.408	0.0	0.768	71.0	34.5	79.0	25	2.28	20.2	20.9	21.5	17.2
Y	498.775	90.58	95.34	4.06	0.476	0.501576	468	0.73	-0.022	0.314	3.2	74.8	74.9	87	5.29	48.1	49.1	41.4	30.9
G	498.573	20.4	58.21	4.06	0.259	0.689540	540	0.216	-0.038	0.582	-67.8	40.3	78.9	149	3.01	28.5	29.3	27.4	22.2
C	380.573	30.74	54.86	64.64	0.199	0.381493	600	0.234	-0.571	0.577	-71.0	-34.5	79.0	205	3.27	31.2	32.0	29.4	23.6
B	380.498	10.35	4.66	60.62	0.136	0.061468	576	0.435	-6.762	6.432	-3.2	-74.8	74.9	267	3.25	-24.2	-23.9	-33.5	-26.3
M	573.498	80.53	45.79	60.67	0.43	0.244540	540	1.309	-0.688	0.689	67.8	-40.3	78.9	329	2.54	23.4	24.1	23.2	19.2
W	380.775	100.93	100.0	64.68	0.379	0.376	100%	0.717	-0.336	0.01	0.0	0.0	0.0	5.55	50.0	51.0	42.6	31.5	
N	380.775	0.01	0.01	0.01	0.378	0.375	0.0	0.0	0.716	-0.336	0.01	0.0	0.0	180	0	-49.9	-49.9	-186.2	-49.8
U	380.775	18.16	18.0	11.64	0.379	0.376	18%	0.717	-0.336	0.01	0.0	0.0	166	1.0	-0.4	0.0	-0.4	0.0	0.0

fec10-3a

-74 Parameter: $L^*_{CIE} = L^*_{CIE} - 50$ 74



XYZ_w=109.84, 99.99, 35.58

$A_2 = 2.5 (a_2 - a_{2,n}) Y$
 $B_2 = 2.5 (b_2 - b_{2,n}) Y$
 $a_2 = a_{20} [(x - x_c) / y]$
 $b_2 = b_{20} B_2 [z / y]$
 $a_{20} = 1, b_{20} = -0.4$
 $x_c = 0.110, B = 2.500$
 $C_{AB,2} = [A_2^2 + B_2^2]^{1/2}$

6 Ostwald colours (o), $C_{AB,2} = \text{const}$

colour space ($C_{AB,2}, L^*_{CIE}$)

$L^*_{CIE} = 116(Y/100)^{1/3} - 16$ ($\gamma > 0.8856$) or

$L^*_{CIE} = 116(841/108)(Y/100) + 4/29 - 16$

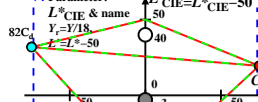
Illumin. A00, $Y_w = 100.0, Y_n = 0.1$

Name Range X Y_w Z x y λ_a λ_c a_2 b_2 c_2 A_2 B_2 $C_{AB,2}$ L^*_{CIE} L^*_c L^*_r L^*_g L^*_b L^*_{Tar}

R	579.775	79.88	43.01	0.04	0.649	0.349605	499	1.542	-0.001	0.797	76.7	38.1	85.7	26	2.38	21.5	22.2	21.6	18.0
Y	504.775	104.4795	97	2.33	0.515	0.473581	474	0.856	-0.024	0.332	6.6	79.5	79.8	85	5.33	48.4	49.4	41.5	31.0
G	504.579	24.59	52.96	2.29	0.307	0.663547	547	0.289	-0.043	0.615	-70.1	41.3	81.4	149	2.94	27.8	28.6	26.8	21.1
C	380.579	30.97	56.99	35.54	0.244	0.465499	605	0.289	-0.623	0.601	-76.7	-38.1	85.7	260	3.16	30.1	30.9	28.6	23.1
B	380.504	5.38	4.03	33.24	0.126	0.094474	581	0.172	-8.246	7.917	-6.6	-79.5	79.8	265	3.22	-26.2	-25.9	-37.1	-28.5
M	579.504	85.26	47.04	33.28	0.514	0.284547	547	1.425	-0.707	0.692	70.1	-41.3	81.4	329	2.61	24.2	24.9	23.8	19.7
W	380.775	109.8499	99.99	35.58	0.447	0.407	100%	0.828	-0.355	0.01	0.0	0.0	0.0	5.55	50.0	51.0	42.6	31.5	
N	380.775	0.01	0.01	0.01	0.445	0.405	0.0	0.0	0.827	-0.355	0.01	0.0	0.0	180	0	-49.9	-49.9	-186.2	-49.8
U	380.775	19.77	17.99	6.4	0.447	0.407	18%	0.828	-0.355	0.01	0.0	0.0	180	1.0	-0.4	0.0	-0.4	0.0	0.0

fec10-4a

-74 Parameter: $L^*_{CIE} = L^*_{CIE} - 50$ 74



6 Ostwald colours (o), $C_{AB,2} = \text{const}$

colour space ($C_{AB,2}, L^*_{CIE}$)

$L^*_{CIE} = 116(Y/100)^{1/3} - 16$ ($\gamma > 0.8856$) or

$L^*_{CIE} = 116(841/108)(Y/100) + 4/29 - 16$

Illumin. D50, $Y_w = 100.0, Y_n = 0.1$

Name Range X Y_w Z x y λ_a λ_c a_2 b_2 c_2 A_2 B_2 $C_{AB,2}$ L^*_{CIE} L^*_c L^*_r L