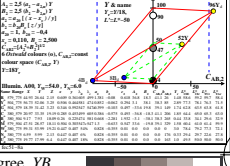

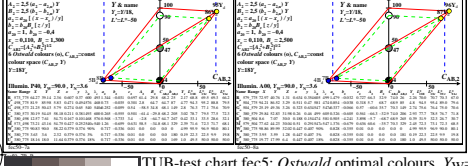
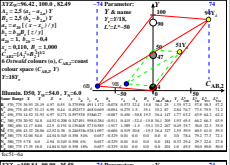
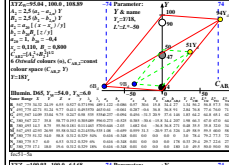
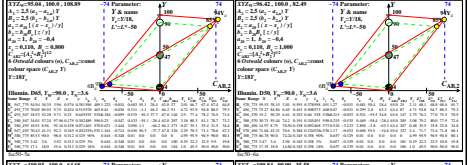


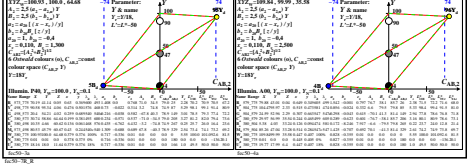
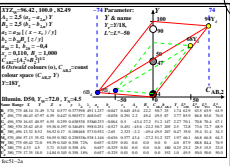
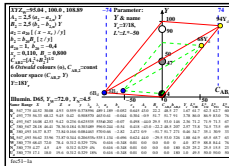
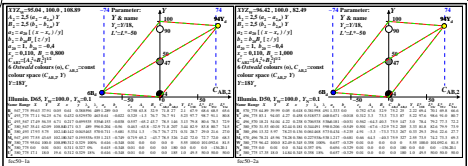


see similar files of the whole serie: <http://farbe.li.tu-berlin.de/fec5.htm>
 technical information: <http://farbe.li.tu-berlin.de> or <http://color.li.tu-berlin.de>

TUB registration: 20231201-fec5/fec5l0n1.txt /ps
 application for evaluation and measurement of display or print output
 TUB material: code=thata4



TUB-test chart fec5; Oswald optimal colours, $Y_W=100$, D65, D50, P40, A00, CIE-02-degree, YB constant chromatic value CAB.2, contrasts $C=>288:1(100:0)$, $25:1(90:3.6)$, $16:1(72:4.5)$, $9:1(54:6)$, L^*