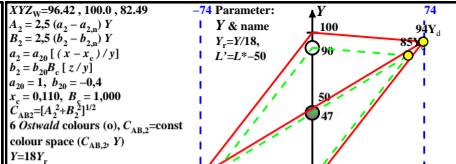


Illumin. D65,  $Y_W = 90.0, Y_N = 3.6$

Name	Range	$x$	$y$	$z$	$x_N$	$y_N$	$z_N$	$\lambda_a$	$\lambda_c$	$a_2$	$b_2$	$c_2$	$A_2$	$B_2$	$C_{AB,2}$	$A_{AB,2}$	$B_{AB,2}$	$Y_T$	$L^*$	$CIE$	$L^*$	$CIE$	$L^*$	$CIE$	$L^*$	$Tar$
R	567	775	54.94	36.35	3.96	0.576	0.381	596	489	1.225	-0.034	0.683	55.1	28.4	62.0	27	2.01	16.7	17.4	17.4	14.8	14.8	14.8	14.8	14.8	
Y	493	775	70.05	85.03	9.75	0.424	0.515	570	463	0.61	-0.039	0.311	-1.1	66.2	66.2	91	4.72	43.9	44.8	38.5	29.3	29.3	29.3	29.3	29.3	
G	493	567	18.53	52.28	9.71	0.23	0.649	535	530	0.184	-0.056	0.519	-56.3	37.7	67.8	146	2.9	27.4	28.2	26.5	21.6	21.6	21.6	21.6	21.6	
C	380	567	34.01	57.24	97.96	0.179	0.302	489	596	0.23	-0.547	0.433	-55.1	-28.4	62.0	207	3.18	30.3	31.1	28.7	23.2	23.2	23.2	23.2	23.2	
B	380	493	18.91	8.56	92.16	0.158	0.071	463	570	0.671	-3.444	3.096	1.1	-66.2	66.2	271	0.47	-14.8	-14.5	-18.4	-15.5	-15.5	-15.5	-15.5	-15.5	
M	567	493	70.43	41.31	92.2	0.345	0.202	535	535	1.161	-0.714	0.656	56.3	-37.7	67.8	326	2.29	20.3	21.1	20.6	17.2	17.2	17.2	17.2	17.2	
W	380	775	85.53	90.0	98.0	0.312	0.329	906	0.616	-0.348	0.01	0.0	0.0	0.0	0.0	4.99	45.9	46.9	40.0	30.1	30.1	30.1	30.1	30.1		
N	380	775	3.42	3.6	3.92	0.312	0.329	3.6	0.616	-0.348	0.01	0.0	0.0	0.0	0.0	180	0.19	-27.6	-27.4	-40.0	-30.1	-30.1	-30.1	-30.1	-30.1	
U	380	775	17.1	18.0	19.6	0.312	0.329	18%	0.616	-0.348	0.01	0.0	0.0	0.0	0.0	184	1.0	-0.4	0.0	0.0	0.0	0.0	0.0	0.0	0.0	

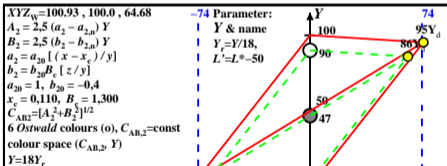
fec00-5a



Illumin. D50,  $Y_W = 90.0, Y_N = 3.6$

Name	Range	$x$	$y$	$z$	$x_N$	$y_N$	$z_N$	$\lambda_a$	$\lambda_c$	$a_2$	$b_2$	$c_2$	$A_2$	$B_2$	$C_{AB,2}$	$A_{AB,2}$	$B_{AB,2}$	$Y_T$	$L^*$	$CIE$	$L^*$	$CIE$	$L^*$	$CIE$	$L^*$	$Tar$
R	570	775	59.53	38.15	3.01	0.591	0.378	598	491	1.27	-0.031	0.681	58.4	28.4	65.0	25	2.11	18.1	18.8	18.6	15.7	15.7	15.7	15.7	15.7	
Y	496	775	75.27	84.84	6.65	0.451	0.508	573	468	0.67	-0.031	0.299	2.8	63.3	63.4	87	4.71	43.8	44.7	38.5	29.3	29.3	29.3	29.3	29.3	
G	496	570	19.2	50.29	6.61	0.252	0.66	538	538	0.215	-0.052	0.521	-55.5	34.8	65.6	147	2.79	26.2	27.0	25.5	20.9	20.9	20.9	20.9	20.9	
C	380	570	30.71	55.44	74.2	0.191	0.345	491	598	0.235	-0.535	0.469	-58.4	-28.4	65.0	205	3.08	29.2	30.0	27.9	22.6	22.6	22.6	22.6	22.6	
B	380	496	14.97	8.75	70.56	0.158	0.092	468	573	0.526	-3.223	2.896	-2.8	-63.3	63.4	267	0.48	-14.4	-14.1	-17.9	-15.1	-15.1	-15.1	-15.1	-15.1	
M	570	496	71.04	43.31	70.6	0.384	0.234	538	538	1.17	-0.652	0.606	55.5	-34.8	65.6	327	2.4	21.7	22.4	21.8	18.1	18.1	18.1	18.1	18.1	
W	380	775	86.78	90.0	74.24	0.345	0.358	906	0.657	-0.329	0.01	0.0	0.0	0.0	0.0	4.99	45.9	46.9	40.0	30.1	30.1	30.1	30.1	30.1		
N	380	775	3.47	3.6	2.96	0.345	0.358	3.6	0.657	-0.329	0.01	0.0	0.0	0.0	0.0	181	0.19	-27.6	-27.4	-40.0	-30.1	-30.1	-30.1	-30.1	-30.1	
U	380	775	17.35	18.0	14.84	0.345	0.358	18%	0.657	-0.329	0.01	0.0	0.0	0.0	0.0	186	1.0	-0.4	0.0	0.0	0.0	0.0	0.0	0.0	0.0	

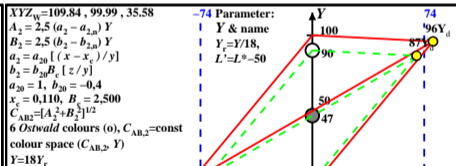
fec00-6a



Illumin. P40,  $Y_W = 90.0, Y_N = 3.6$

Name	Range	$x$	$y$	$z$	$x_N$	$y_N$	$z_N$	$\lambda_a$	$\lambda_c$	$a_2$	$b_2$	$c_2$	$A_2$	$B_2$	$C_{AB,2}$	$A_{AB,2}$	$B_{AB,2}$	$Y_T$	$L^*$	$CIE$	$L^*$	$CIE$	$L^*$	$CIE$	$L^*$	$Tar$
R	573	775	64.27	39.14	2.36	0.607	0.37	600	493	1.344	-0.031	0.697	61.4	29.8	68.2	25	1.77	18.8	19.5	19.3	16.2	16.2	16.2	16.2	16.2	
Y	498	775	81.9	85.98	5.83	0.471	0.494	576	468	0.73	-0.035	0.301	2.8	64.7	64.7	87	4.77	44.3	45.2	38.8	29.6	29.6	29.6	29.6	29.6	
G	498	573	21.25	50.43	5.79	0.274	0.65	540	540	0.252	-0.059	0.514	-58.5	34.8	68.1	149	2.8	26.3	27.1	25.6	20.9	20.9	20.9	20.9	20.9	
C	380	573	30.19	54.45	58.18	0.211	0.381	493	600	0.265	-0.555	0.501	-61.4	-29.8	68.2	205	3.02	28.7	29.5	27.5	22.3	22.3	22.3	22.3	22.3	
B	380	498	12.57	7.61	54.71	0.167	0.101	468	576	0.568	-3.733	3.4	-2.8	-64.7	64.7	267	0.42	-16.8	-16.4	-21.3	-17.8	-17.8	-17.8	-17.8	-17.8	
M	573	498	73.21	43.16	54.75	0.427	0.252	540	540	1.26	-0.659	0.631	58.5	-34.8	68.1	329	2.39	21.6	22.3	21.7	18.1	18.1	18.1	18.1	18.1	
W	380	775	90.83	90.0	58.22	0.379	0.376	906	0.717	-0.336	0.01	0.0	0.0	0.0	0.0	4.99	45.9	46.9	40.0	30.1	30.1	30.1	30.1	30.1		
N	380	775	3.65	3.6	2.32	0.379	0.376	3.6	0.717	-0.336	0.01	0.0	0.0	0.0	0.0	180	0.19	-27.6	-27.4	-40.0	-30.1	-30.1	-30.1	-30.1	-30.1	
U	380	775	18.16	18.0	11.64	0.379	0.376	18%	0.717	-0.336	0.01	0.0	0.0	0.0	0.0	180	1.0	-0.4	0.0	0.0	0.0	0.0	0.0	0.0	0.0	

fec00-7a



Illumin. A00,  $Y_W = 90.0, Y_N = 3.6$

Name	Range	$x$	$y$	$z$	$x_N$	$y_N$	$z_N$	$\lambda_a$	$\lambda_c$	$a_2$	$b_2$	$c_2$	$A_2$	$B_2$	$C_{AB,2}$	$A_{AB,2}$	$B_{AB,2}$	$Y_T$	$L^*$	$CIE$	$L^*$	$CIE$	$L^*$	$CIE$	$L^*$	$Tar$
R	579	775	72.97	40.76	1.31	0.634	0.354	605	499	1.479	-0.032	0.727	66.3	32.9	74.0	26	2.26	20.0	20.7	20.3	17.0	17.0	17.0	17.0	17.0	
Y	504	775	94.21	86.52	3.29	0.511	0.47	581	474	0.854	-0.038	0.318	5.7	68.7	68.9	85	4.8	44.5	45.4	39.0	29.6	29.6	29.6	29.6	29.6	
G	504	579	25.19	50.36	3.26	0.323	0.634	547	547	0.337	-0.066	0.57	-60.6	35.7	70.3	149	2.74	25.6	26.4	25.0	20.9	20.9	20.9	20.9	20.9	
C	380	579	29.84	49.83	31.98	0.262	0.46	499	605	0.326	-0.605	0.561	-66.3	-32.9	74.0	206	2.93	27.7	28.5	26.7	21.8	21.8	21.8	21.8	21.8	
B	380	504	8.6	7.07	30.0	0.188	0.154	474	581	0.505	-4.241	3.898	-5.7	-68.7	68.9	265	0.39	-18.0	-17.6	-23.2	-19.2	-19.2	-19.2	-19.2	-19.2	
M	579	504	77.62	44.23	30.04	0.51	0.291	547	547	1.376	-0.679	0.636	60.6	-35.7	70.3	329	2.45	22.3	23.1	22.3	18.5	18.5	18.5	18.5	18.5	
W	380	775	98.86	89.99	32.02	0.447	0.407	906	0.828	-0.355	0.01	0.0	0.0	0.0	0.0	4.99	45.9	46.9	40.0	30.1	30.1	30.1	30.1	30.1		
N	380	775	3.95	3.95	1.28	0.447	0.407	3.6	0.828	-0.355	0.01	0.0	0.0	0.0	0.0	181	0.19	-27.6	-27.4	-40.0	-30.1	-30.1	-30.1	-30.1	-30.1	
U	380	775	19.77	17.99	6.4	0.447	0.407	18%	0.828	-0.355	0.01	0.0	0.0	0.0	0.0	180	1.0	-0.4	0.0	0.0	0.0	0.0	0.0	0.0	0.0	

fec00-8a

fec00-7R\_R