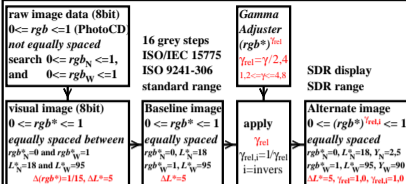


Dynamic range conversion of images with equally spaced rgb^* data
Equally spaced visual output and lightness L^* output with *GammaAdjuster*



Determine visually the value of γ_{rel} in the range $0.5 \leq \gamma_{rel} \leq 2$ with the following two test charts.

Links to 16 test-chart pages according to ISO 9241-306 with $0.5 \leq \gamma_{rel} \leq 2$.

<https://standards.iso.org/iso/9241/306/ed-2/AE18/AE18FOPX.PDF>, flower motif with $0.5 \leq \gamma_{rel} < 1$.

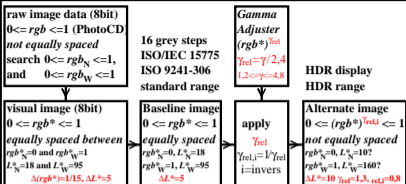
<https://standards.iso.org/iso/9241/306/ed-2/AE18/AE18FONX.PDF>, flower motif with $1 \leq \gamma_{rel} \leq 2$.

and similar for the ISO series AE49, AE09, AE28 instead of AE18, see

<https://standards.iso.org/iso/9241/306/ed-2/index.html>.

fea31-1a

Dynamic range conversion of images with equally spaced rgb^* data
Equally spaced visual output and lightness L^* output with *GammaAdjuster*



Determine visually the value of γ_{rel} in the range $0.5 \leq \gamma_{rel} \leq 2$ with the following two test charts.

Links to 16 test-chart pages according to ISO 9241-306 with $0.5 \leq \gamma_{rel} \leq 2$.

<https://standards.iso.org/iso/9241/306/ed-2/AE18/AE18FOPX.PDF>, flower motif with $0.5 \leq \gamma_{rel} < 1$.

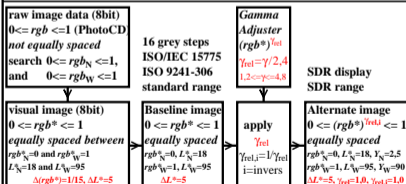
<https://standards.iso.org/iso/9241/306/ed-2/AE18/AE18FONX.PDF>, flower motif with $1 \leq \gamma_{rel} \leq 2$.

and similar for the ISO series AE49, AE09, AE28 instead of AE18, see

<https://standards.iso.org/iso/9241/306/ed-2/index.html>.

fea31-2a

Visual definition of γ_{rel} by test-chart output on display
according to ISO 9241-306 with 16 values $0.5 \leq \gamma_{rel} \leq 2$



Determine visually the value of γ_{rel} in the range $0.5 \leq \gamma_{rel} \leq 2$ with the following two test charts.

Links to one test-chart page according to ISO 9241-306 with $0.5 \leq \gamma_{rel} \leq 2$:

<http://farbe.li.tu-berlin.de/cec/4/cec40np.pdf>, 1080 colors including 729(9x9x9) colors.

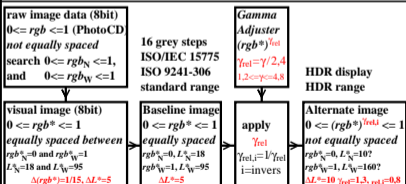
<http://farbe.li.tu-berlin.de/cec/6/cec60np.pdf>, flower motif, slide film, +0.5 stops.

<http://farbe.li.tu-berlin.de/cec/7/cec70np.pdf>, flower motif, negative film, +2 stops.

see for papers: <https://farbe.li.tu-berlin.de/XY91FEN.html>.

fea31-3a

Visual definition of γ_{rel} by test-chart output on display
according to ISO 9241-306 with 16 values $0.5 \leq \gamma_{rel} \leq 2$



Determine visually the value of γ_{rel} in the range $0.5 \leq \gamma_{rel} \leq 2$ with the following two test charts.

Links to one test-chart page according to ISO 9241-306 with $0.5 \leq \gamma_{rel} \leq 2$:

<http://farbe.li.tu-berlin.de/cec/4/cec40np.pdf>, 1080 colors including 729(9x9x9) colors.

<http://farbe.li.tu-berlin.de/cec/6/cec60np.pdf>, flower motif, slide film, +0.5 stops.

<http://farbe.li.tu-berlin.de/cec/7/cec70np.pdf>, flower motif, negative film, +2 stops.

see for papers: <https://farbe.li.tu-berlin.de/XY91FEN.html>.

fea31-4a

fea31-3n