http://farbe.li.tu-berlin.de/egv2/egv2l0na.txt /.ps; nur Vektorgrafik VG; Start-Ausgabe
Siehe separate Bilder dieser Seite: http://farbe.li.tu-berlin.de/egv2/egv2.htm

HPE_CIE02-Zapfenempfindlichkeit $\bar{y}_{max}(\lambda)=1$
$\bar{l}_{02,1}(\lambda)=B_{11}\bar{x}_{02,1}(\lambda)+B_{12}\bar{y}_{02,1}(\lambda)+B_{13}\bar{z}_{02,1}(\lambda)$
B_{1j} 0,3897 0,6889 −0,0786 (λ~570)
E00: $\Sigma\bar{l}_{02,1}(\lambda)=21{,}37$
$x_{02,1}=0{,}3332$ $y_{02,1}=0{,}3332$

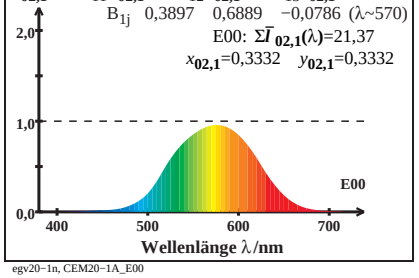

egv20−1n, CEM20−1A_E00

HPE_CIE02-Zapfenempfindlichkeit $\bar{y}_{max}(\lambda)=1$
$\bar{m}_{02,1}(\lambda)=B_{21}\bar{x}_{02,1}(\lambda)+B_{22}\bar{y}_{02,1}(\lambda)+B_{23}\bar{z}_{02,1}(\lambda)$
B_{2j} −0,2298 1,1834 0,0464 (λ~545)
E00: $\Sigma\bar{m}_{02,1}(\lambda)=21{,}37$
$x_{02,1}=0{,}3332$ $y_{02,1}=0{,}3332$

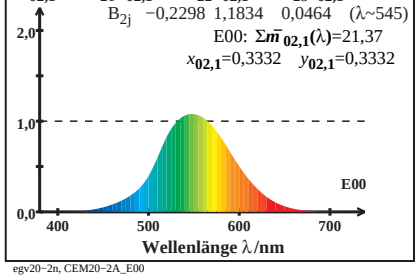

egv20−2n, CEM20−2A_E00

CIE02-Normspektralwerte $\bar{y}_{max}(\lambda)=1$
$\bar{x}_{02,1}(\lambda)=A_{11}\bar{l}_{02,1}(\lambda)+A_{12}\bar{m}_{02,1}(\lambda)+A_{13}\bar{s}_{02,1}(\lambda)$
A_{1j} 1,9101 −1,1121 0,2019 (λ~570)
E00: $\Sigma\bar{x}_{02,1}(\lambda)=21{,}37$
$x_{02,1}=0{,}3332$ $y_{02,1}=0{,}3332$

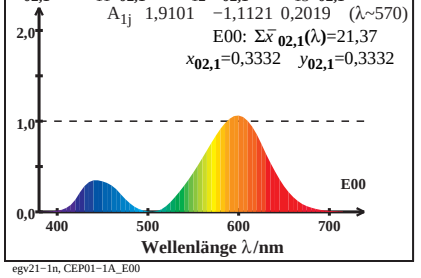

egv21−1n, CEP01−1A_E00

CIE02-Normspektralwerte $\bar{y}_{max}(\lambda)=1$
$\bar{y}_{02,1}(\lambda)=A_{21}\bar{l}_{02,1}(\lambda)+A_{22}\bar{m}_{02,1}(\lambda)+A_{23}\bar{s}_{02,1}(\lambda)$
A_{2j} 0,3709 0,6290 −0,000 (λ~545)
E00: $\Sigma\bar{y}_{02,1}(\lambda)=21{,}37$
$x_{02,1}=0{,}3332$ $y_{02,1}=0{,}3332$

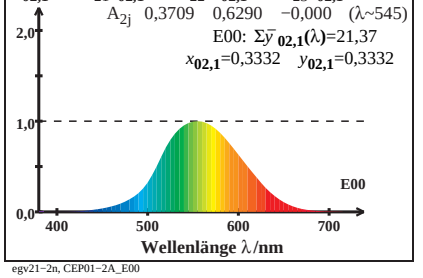

egv21−2n, CEP01−2A_E00

HPE_CIE02-Zapfenempfindlichkeit $l_{max}(\lambda)=1$
$\bar{l}_{02,n}(\lambda)=[B_{11}\bar{x}_{02,n}(\lambda)+B_{12}\bar{y}_{02,n}(\lambda)+B_{13}\bar{z}_{02,n}(\lambda)]/4{,}48$
B_{1j} 0,3897 0,6889 −0,0786 (λ~570)
$\lambda_{1,m,2}$=518, 575, 627 E00: $\Sigma\bar{l}_{02,s}(\lambda)=100{,}00$
$\bar{l}_{02,s}(\lambda_{1,m,2})$=2,23, 4,48, 2,23

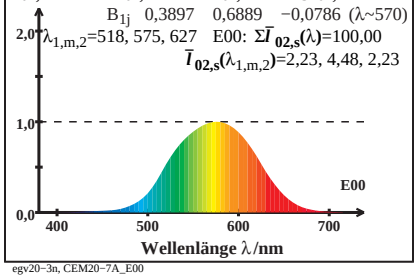

egv20−3n, CEM20−7A_E00

HPE_CIE02-Zapfenempfindlichkeit $\bar{m}_{max}(\lambda)=1$
$\bar{m}_{02,n}(\lambda)=[B_{21}\bar{x}_{02,n}(\lambda)+B_{22}\bar{y}_{02,n}(\lambda)+B_{23}\bar{z}_{02,n}(\lambda)]/5{,}04$
B_{2j} −0,2298 1,1834 0,0464 (λ~545)
$\lambda_{1,m,2}$=507, 550, 597 E00: $\Sigma\bar{m}_{02,s}(\lambda)=100{,}00$
$\bar{m}_{02,s}(\lambda_{1,m,2})$=2,51, 5,04, 2,51

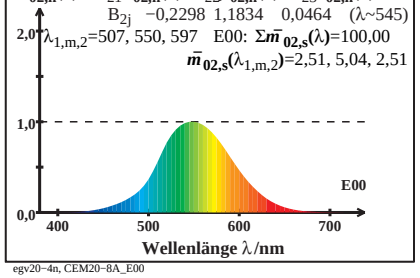

egv20−4n, CEM20−8A_E00

CIE02-Normspektralwerte $\bar{y}_{max}(\lambda)=1$
$\bar{z}_{02,1}(\lambda)=A_{31}\bar{l}_{02,1}(\lambda)+A_{32}\bar{m}_{02,1}(\lambda)+A_{33}\bar{s}_{02,1}(\lambda)$
A_{3j} 0,000 0,000 1,000 (λ~445)
E00: $\Sigma\bar{z}_{02,1}(\lambda)=21{,}37$
$x_{02,1}=0{,}3332$ $y_{02,1}=0{,}3332$

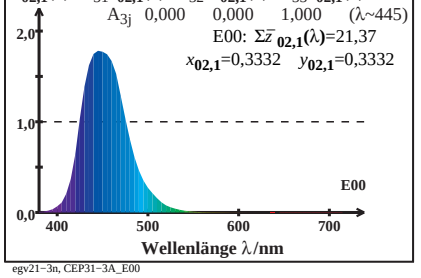

egv21−3n, CEP31−3A_E00

CIE02-Normspektralwerte $Y_{sum}=100$
$\bar{x}_{02,s}(\lambda)=A_{11}\bar{l}_{02,s}(\lambda)+A_{12}\bar{m}_{02,s}(\lambda)+A_{13}\bar{s}_{02,s}(\lambda)$
A_{1j} 1,9101 −1,1121 0,2019 (λ~570)
E00: $\Sigma\bar{x}_{02,s}(\lambda)=99{,}99$
$x_{02,s}=0{,}3333$ $y_{02,s}=0{,}3333$

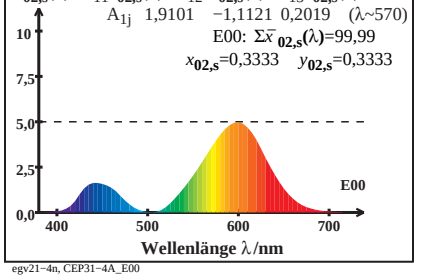

egv21−4n, CEP31−4A_E00

HPE_CIE02-Zapfenempfindlichkeit $\bar{y}_{max}(\lambda)=1$
$\bar{l}_{02,1}(\lambda)=B_{11}\bar{x}_{02,1}(\lambda)+B_{12}\bar{y}_{02,1}(\lambda)+B_{13}\bar{z}_{02,1}(\lambda)$
B_{1j} 0,3897 0,6889 −0,0786 (λ~570)
E00: $\Sigma\bar{l}_{02,1}(\lambda)=21{,}37$
$x_{02,1}=0{,}3332$ $y_{02,1}=0{,}3332$

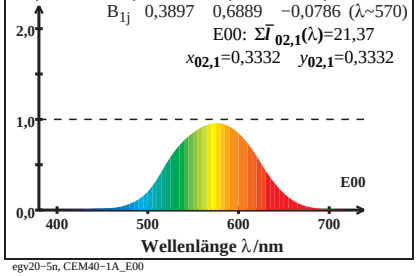

egv20−5n, CEM40−1A_E00

HPE_CIE02-Zapfenempfindlichkeit $\bar{y}_{max}(\lambda)=1$
$\bar{m}_{02,1}(\lambda)=B_{21}\bar{x}_{02,1}(\lambda)+B_{22}\bar{y}_{02,1}(\lambda)+B_{23}\bar{z}_{02,1}(\lambda)$
B_{2j} −0,2298 1,1834 0,0464 (λ~545)
E00: $\Sigma\bar{m}_{02,1}(\lambda)=21{,}37$
$x_{02,1}=0{,}3332$ $y_{02,1}=0{,}3332$

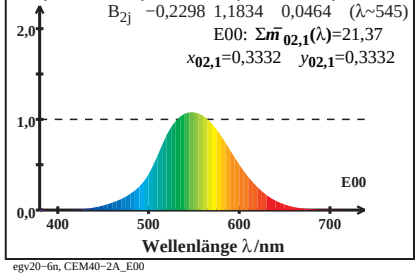

egv20−6n, CEM40−2A_E00

CIE02-Normspektralwerte $\bar{y}_{max}(\lambda)=1$
$\bar{x}_{02,1}(\lambda)=A_{11}\bar{l}_{02,1}(\lambda)+A_{12}\bar{m}_{02,1}(\lambda)+A_{13}\bar{s}_{02,1}(\lambda)$
A_{1j} 1,9101 −1,1121 0,2019 (λ~570)
E00: $\Sigma\bar{x}_{02,1}(\lambda)=21{,}37$
$x_{02,1}=0{,}3332$ $y_{02,1}=0{,}3332$

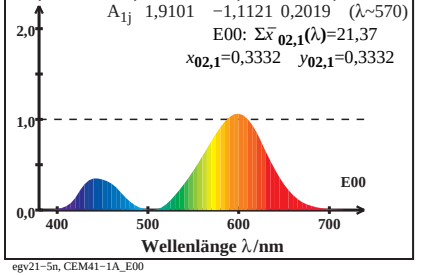

egv21−5n, CEM41−1A_E00

CIE02-Normspektralwerte $\bar{y}_{max}(\lambda)=1$
$\bar{y}_{02,1}(\lambda)=A_{21}\bar{l}_{02,1}(\lambda)+A_{22}\bar{m}_{02,1}(\lambda)+A_{23}\bar{s}_{02,1}(\lambda)$
A_{2j} 0,3709 0,6290 −0,000 (λ~545)
E00: $\Sigma\bar{y}_{02,1}(\lambda)=21{,}37$
$x_{02,1}=0{,}3332$ $y_{02,1}=0{,}3332$

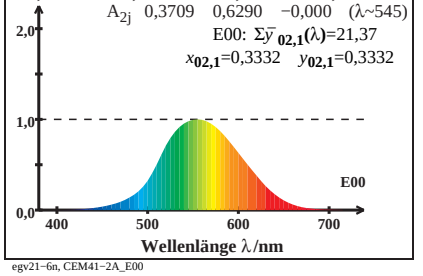

egv21−6n, CEM41−2A_E00

HPE_CIE02-Zapfenempfindlichkeit $l_{max}(\lambda)=1$
$\bar{l}_{02,n}(\lambda)=[B_{11}\bar{x}_{02,n}(\lambda)+B_{12}\bar{y}_{02,n}(\lambda)+B_{13}\bar{z}_{02,n}(\lambda)]/4{,}48$
B_{1j} 0,3897 0,6889 −0,0786 (λ~570)
$\lambda_{1,m,2}$=518, 575, 627 E00: $\Sigma\bar{l}_{02,s}(\lambda)=100{,}00$
$\bar{l}_{02,s}(\lambda_{1,m,2})$=2,23, 4,48, 2,23

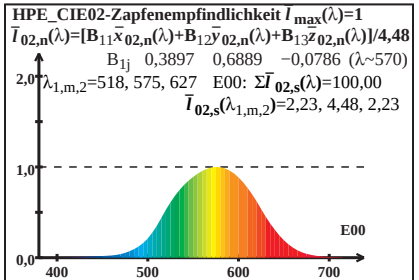

egv20−7n, CEM40−7A_E00

HPE_CIE02-Zapfenempfindlichkeit $\bar{m}_{max}(\lambda)=1$
$\bar{m}_{02,n}(\lambda)=[B_{21}\bar{x}_{02,n}(\lambda)+B_{22}\bar{y}_{02,n}(\lambda)+B_{23}\bar{z}_{02,n}(\lambda)]/5{,}04$
B_{2j} −0,2298 1,1834 0,0464 (λ~545)
$\lambda_{1,m,2}$=507, 550, 597 E00: $\Sigma\bar{m}_{02,s}(\lambda)=100{,}00$
$\bar{m}_{02,s}(\lambda_{1,m,2})$=2,51, 5,04, 2,51

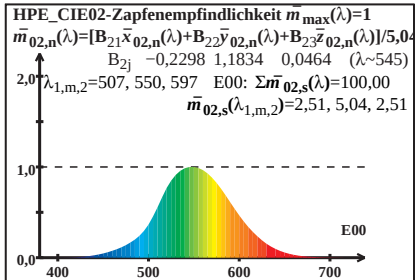

egv20−8n, CEM40−8A_E00

CIE02-Normspektralwerte $\bar{y}_{max}(\lambda)=1$
$\bar{z}_{02,1}(\lambda)=A_{31}\bar{l}_{02,1}(\lambda)+A_{32}\bar{m}_{02,1}(\lambda)+A_{33}\bar{s}_{02,1}(\lambda)$
A_{3j} 0,000 0,000 1,000 (λ~445)
E00: $\Sigma\bar{z}_{02,1}(\lambda)=21{,}37$
$x_{02,1}=0{,}3332$ $y_{02,1}=0{,}3332$

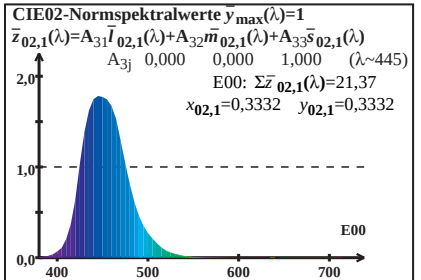

egv21−7n, CEM41−3A_E00

CIE02-Normspektralwerte $Y_{sum}=100$
$\bar{x}_{02,s}(\lambda)=A_{11}\bar{l}_{02,s}(\lambda)+A_{12}\bar{m}_{02,s}(\lambda)+A_{13}\bar{s}_{02,s}(\lambda)$
A_{1j} 1,9101 −1,1121 0,2019 (λ~570)
E00: $\Sigma\bar{x}_{02,s}(\lambda)=99{,}99$
$x_{02,s}=0{,}3333$ $y_{02,s}=0{,}3333$

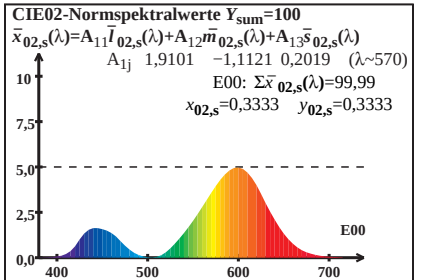

egv21−8n, CEM41−4A_E00

Siehe ähnliche Dateien der ganzen Serie: http://farbe.li.tu-berlin.de/egvs.htm
Technische Information: http://farbe.li.tu-berlin.de oder http://color.li.tu-berlin.de

TUB-Registrierung: 20230701-egv2/egv2l0na.txt /.ps
Anwendung für Beurteilung und Messung von Display- oder Druck-Ausgabe
TUB-Material: Code=rha4ta

TUB-Prüfvorlage egv2; Zapfenempfindlichkeiten der Normspektralwerte CIE_02 und CIE_F02,
lineare spektrale Empfindlichkeit nach CIE 15 und CIE 170, *X*, *Y*, *Z*, *L* und *M* für 2 Normierungen