http://farbe.li.tu-berlin.de/egt2/egt2l0np.pdf /.ps; nur Vektorgrafik VG; Start-Ausgabe
Siehe separate Bilder dieser Seite: http://farbe.li.tu-berlin.de/egt2/egt2.htm

Siehe ähnliche Dateien der ganzen Serie: http://farbe.li.tu-berlin.de/egts.htm
Technische Information: http://farbe.li.tu-berlin.de oder http://color.li.tu-berlin.de

TUB-Registrierung: 20230701-egt2/egt2l0np.pdf /.ps
Anwendung für Beurteilung und Messung von Display- oder Druck-Ausgabe
TUB-Material: Code=rha4ta

XYZ_W=95.04 , 100.0 , 108.89
A_1 = 2,5 ($a_1 - a_{1,n}$) Y
B_1 = 2,5 B_c ($b_1 - b_{1,n}$) Y
$a_1 = a_{20}$ [($x-x_c$)/y]
$b_1 = b_{20}$ [z/y]
a_{20} = 1, b_{20} = −0,4
x_c = 0,110, B_c = 1,000
n = D65, xy_W=0.312 , 0.329
$C_{AB,1}=[A_1^2+B_1^2]^{1/2}$
Name & Spektralbereich
R_m 570–770 Y_m 520–770
G_m 470–570 C_m 380–570
B_m 380–520 M_m 570–470
G_o 520–570 M_o 570–520
10 Optimalfarben (o), Y_W=100, Y_N=0
8 von maximalem (m) C_{AB} für D65
in Buntwertdiagram (A_1, B_1)
Parameter: N
max: 490–770
min: 380–490
egt20−1n

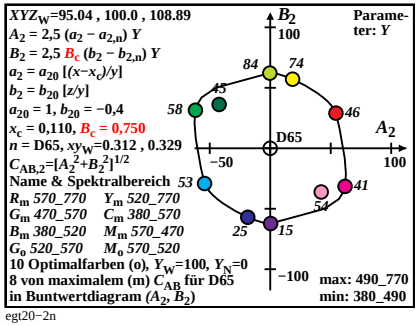

egt20−2n

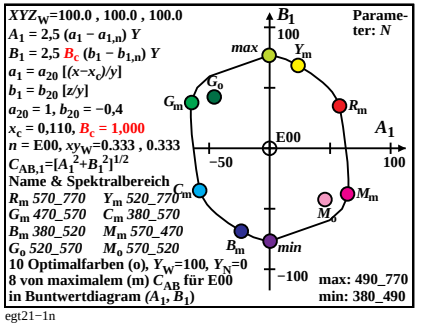
XYZ_W=100.0 , 100.0 , 100.0
A_1 = 2,5 ($a_1 - a_{1,n}$) Y
B_1 = 2,5 B_c ($b_1 - b_{1,n}$) Y
$a_1 = a_{20}$ [($x-x_c$)/y]
$b_1 = b_{20}$ [z/y]
a_{20} = 1, b_{20} = −0,4
x_c = 0,110, B_c = 1,000
n = E00, xy_W=0.333 , 0.333
$C_{AB,1}=[A_1^2+B_1^2]^{1/2}$
Name & Spektralbereich
R_m 570–770 Y_m 520–770
G_m 470–570 C_m 380–570
B_m 380–520 M_m 570–470
G_o 520–570 M_o 570–520
10 Optimalfarben (o), Y_W=100, Y_N=0
8 von maximalem (m) C_{AB} für E00
in Buntwertdiagram (A_1, B_1)
Parameter: N
max: 490–770
min: 380–490
egt21−1n

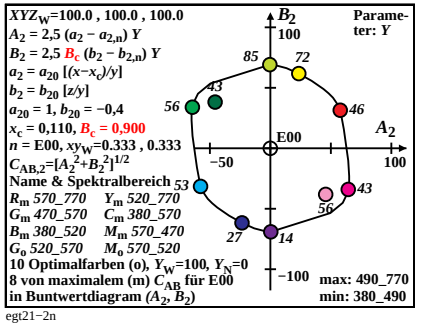
XYZ_W=100.0 , 100.0 , 100.0
A_2 = 2,5 ($a_2 - a_{2,n}$) Y
B_2 = 2,5 B_c ($b_2 - b_{2,n}$) Y
$a_2 = a_{20}$ [($x-x_c$)/y]
$b_2 = b_{20}$ [z/y]
a_{20} = 1, b_{20} = −0,4
x_c = 0,110, B_c = 0,900
n = E00, xy_W=0.333 , 0.333
$C_{AB,2}=[A_2^2+B_2^2]^{1/2}$
Name & Spektralbereich
R_m 570–770 Y_m 520–770
G_m 470–570 C_m 380–570
B_m 380–520 M_m 570–470
G_o 520–570 M_o 570–520
10 Optimalfarben (o), Y_W=100, Y_N=0
8 von maximalem (m) C_{AB} für E00
in Buntwertdiagram (A_2, B_2)
Parameter: Y
max: 490–770
min: 380–490
egt21−2n

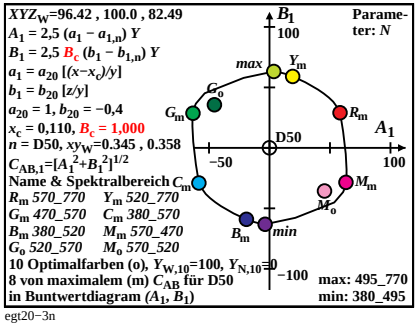

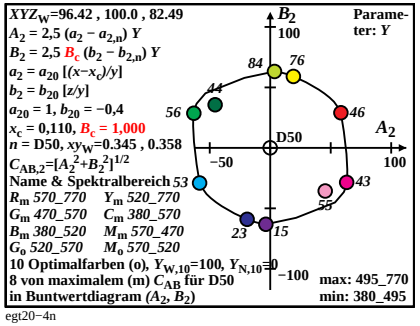

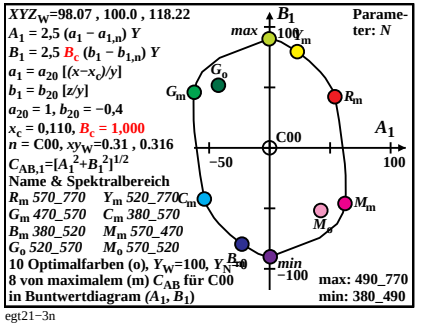

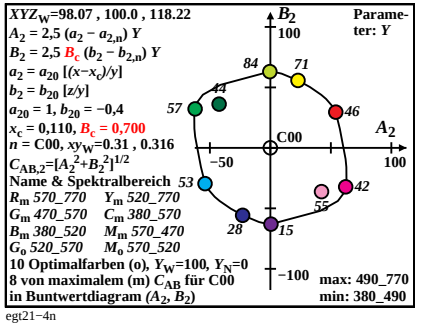

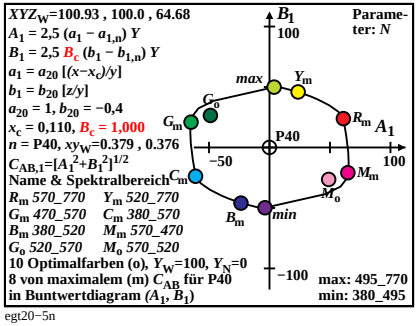

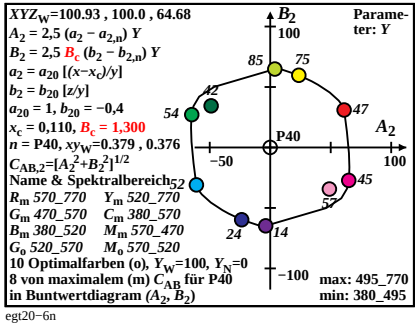

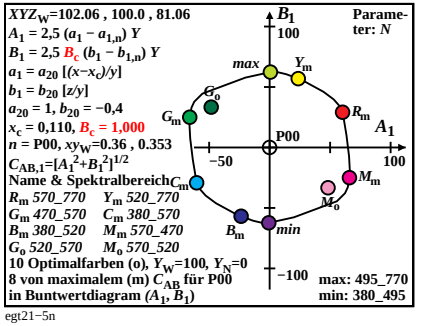

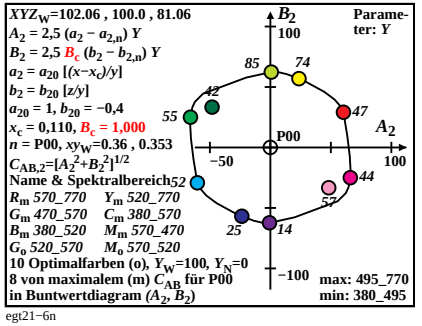

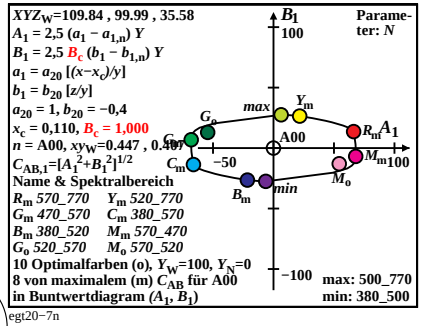

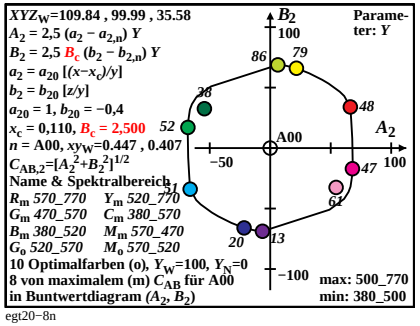

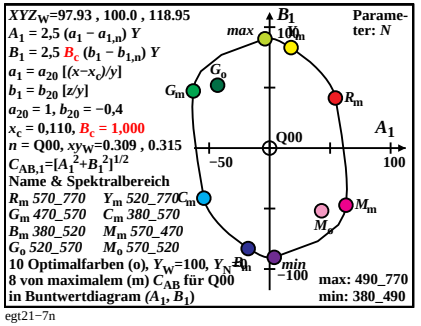

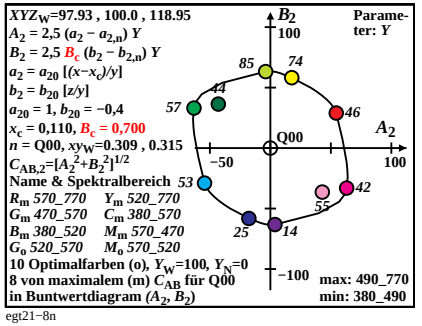

TUB-Prüfvorlage egt2; Chromatische Adaptation des antichromatischen LMS22-Farbsehmodells
Ostwald-Optimalfarben für 8 Lichtarten D65, D50, P40, A00, E00, C00, P00, Q00, Y_W=100