

$XYZ_W=95.04, 100.0, 108.89$

$A_2 = 2,5 (a_2 - a_{2,n}) Y$

$B_2 = 2,5 B_c (b_2 - b_{2,n}) Y$

$a_2 = a_{20} [(x-x_c)/y]$

$b_2 = b_{20} [z/y]$

$a_{20} = 1, b_{20} = -0,4$

$x_c = 0,110, B_c = 0,750$

$n = D65, xy_W=0,312, 0,329$

$C_{AB,2}=[A_2^2+B_2^2]^{1/2}$

Name & Spektralbereich 53

$R_m 570_770 Y_m 520_770$

$G_m 470_570 C_m 380_570$

$B_m 380_520 M_m 570_470$

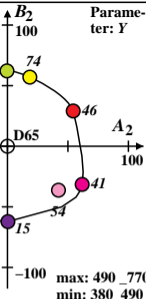
$G_o 520_570 M_o 570_520$

10 Optimalfarben (o), $Y_W=100, Y_N=0$

8 von maximalem (m) C_{AB} für D65

in Buntwertdiagramm (A_2, B_2)

egt00-5a



$XYZ_W=96.42, 100.0, 82.49$

$A_2 = 2,5 (a_2 - a_{2,n}) Y$

$B_2 = 2,5 B_c (b_2 - b_{2,n}) Y$

$a_2 = a_{20} [(x-x_c)/y]$

$b_2 = b_{20} [z/y]$

$a_{20} = 1, b_{20} = -0,4$

$x_c = 0,110, B_c = 1,000$

$n = D50, xy_W=0,345, 0,358$

$C_{AB,2}=[A_2^2+B_2^2]^{1/2}$

Name & Spektralbereich 53

$R_m 570_770 Y_m 520_770$

$G_m 470_570 C_m 380_570$

$B_m 380_520 M_m 570_470$

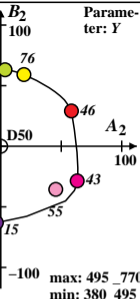
$G_o 520_570 M_o 570_520$

10 Optimalfarben (o), $Y_W=100, Y_N=0$

8 von maximalem (m) C_{AB} für D50

in Buntwertdiagramm (A_2, B_2)

egt00-6a



$XYZ_W=100.93, 100.0, 64.68$

$A_2 = 2,5 (a_2 - a_{2,n}) Y$

$B_2 = 2,5 B_c (b_2 - b_{2,n}) Y$

$a_2 = a_{20} [(x-x_c)/y]$

$b_2 = b_{20} [z/y]$

$a_{20} = 1, b_{20} = -0,4$

$x_c = 0,110, B_c = 1,300$

$n = P40, xy_W=0,379, 0,376$

$C_{AB,2}=[A_2^2+B_2^2]^{1/2}$

Name & Spektralbereich 52

$R_m 570_770 Y_m 520_770$

$G_m 470_570 C_m 380_570$

$B_m 380_520 M_m 570_470$

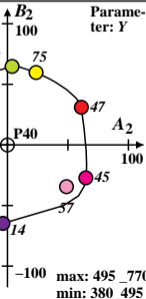
$G_o 520_570 M_o 570_520$

10 Optimalfarben (o), $Y_W=100, Y_N=0$

8 von maximalem (m) C_{AB} für P40

in Buntwertdiagramm (A_2, B_2)

egt00-7a



$XYZ_W=109.84, 99.99, 35.58$

$A_2 = 2,5 (a_2 - a_{2,n}) Y$

$B_2 = 2,5 B_c (b_2 - b_{2,n}) Y$

$a_2 = a_{20} [(x-x_c)/y]$

$b_2 = b_{20} [z/y]$

$a_{20} = 1, b_{20} = -0,4$

$x_c = 0,110, B_c = 2,500$

$n = A00, xy_W=0,447, 0,407$

$C_{AB,2}=[A_2^2+B_2^2]^{1/2}$

Name & Spektralbereich 51

$R_m 570_770 Y_m 520_770$

$G_m 470_570 C_m 380_570$

$B_m 380_520 M_m 570_470$

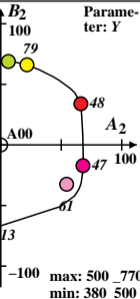
$G_o 520_570 M_o 570_520$

10 Optimalfarben (o), $Y_W=100, Y_N=0$

8 von maximalem (m) C_{AB} für A00

in Buntwertdiagramm (A_2, B_2)

egt00-8a



egt01-7n