

$XYZ_W=85.53, 90.0, 98.0$

$A_2 = 2,5 (a_2 - a_{2,n}) Y$

$B_2 = 2,5 B_c (b_2 - b_{2,n}) Y$

$a_2 = a_{20} [(x-x_c)/y]$

$b_2 = b_{20} [z/y]$

$a_{20} = 1, b_{20} = -0,4$

$x_c = 0,110, B_c = 0,750$

$n = D65, xy_W=0,312, 0,329$

$C_{AB,2}=[A_2^2+B_2^2]^{1/2}$

Name & Spektralbereich

$R_m 570_770 Y_m 520_770$

$G_m 470_570 C_m 380_570$

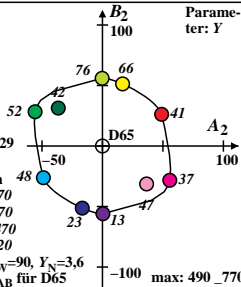
$B_m 380_520 M_m 570_470$

$G_o 520_570 M_o 570_520$

10 Optimalfarben (o), $Y_W=90, Y_N=3,6$

8 von maximalem (m) C_{AB} für D65

in Buntwertdiagramm (A_2, B_2)



max: 490_770
min: 380_490

egt00-5a

$XYZ_W=86.78, 90.0, 74.24$

$A_2 = 2,5 (a_2 - a_{2,n}) Y$

$B_2 = 2,5 B_c (b_2 - b_{2,n}) Y$

$a_2 = a_{20} [(x-x_c)/y]$

$b_2 = b_{20} [z/y]$

$a_{20} = 1, b_{20} = -0,4$

$x_c = 0,110, B_c = 1,000$

$n = D50, xy_W=0,345, 0,358$

$C_{AB,2}=[A_2^2+B_2^2]^{1/2}$

Name & Spektralbereich

$R_m 570_770 Y_m 520_770$

$G_m 470_570 C_m 380_570$

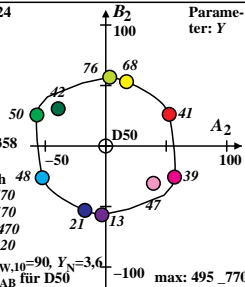
$B_m 380_520 M_m 570_470$

$G_o 520_570 M_o 570_520$

10 Optimalfarben (o), $Y_W=90, Y_N=3,6$

8 von maximalem (m) C_{AB} für D50

in Buntwertdiagramm (A_2, B_2)



max: 495_770
min: 380_495

egt00-6a

$XYZ_W=90.83, 90.0, 58.22$

$A_2 = 2,5 (a_2 - a_{2,n}) Y$

$B_2 = 2,5 B_c (b_2 - b_{2,n}) Y$

$a_2 = a_{20} [(x-x_c)/y]$

$b_2 = b_{20} [z/y]$

$a_{20} = 1, b_{20} = -0,4$

$x_c = 0,110, B_c = 1,300$

$n = P40, xy_W=0,379, 0,376$

$C_{AB,2}=[A_2^2+B_2^2]^{1/2}$

Name & Spektralbereich

$R_m 570_770 Y_m 520_770$

$G_m 470_570 C_m 380_570$

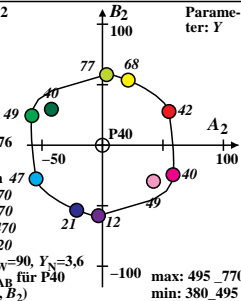
$B_m 380_520 M_m 570_470$

$G_o 520_570 M_o 570_520$

10 Optimalfarben (o), $Y_W=90, Y_N=3,6$

8 von maximalem (m) C_{AB} für P40

in Buntwertdiagramm (A_2, B_2)



max: 495_770
min: 380_495

egt00-7a

$XYZ_W=98.86, 89.99, 32.02$

$A_2 = 2,5 (a_2 - a_{2,n}) Y$

$B_2 = 2,5 B_c (b_2 - b_{2,n}) Y$

$a_2 = a_{20} [(x-x_c)/y]$

$b_2 = b_{20} [z/y]$

$a_{20} = 1, b_{20} = -0,4$

$x_c = 0,110, B_c = 2,500$

$n = A00, xy_W=0,447, 0,407$

$C_{AB,2}=[A_2^2+B_2^2]^{1/2}$

Name & Spektralbereich

$R_m 570_770 Y_m 520_770$

$G_m 470_570 C_m 380_570$

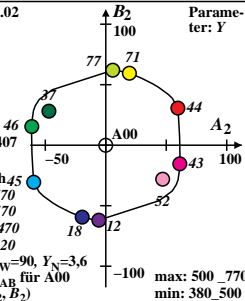
$B_m 380_520 M_m 570_470$

$G_o 520_570 M_o 570_520$

10 Optimalfarben (o), $Y_W=90, Y_N=3,6$

8 von maximalem (m) C_{AB} für A00

in Buntwertdiagramm (A_2, B_2)



max: 500_770
min: 380_500

egt00-8a

egt00-7n