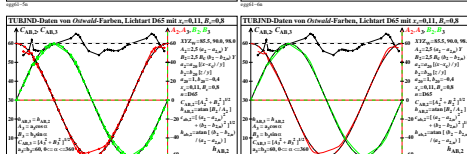
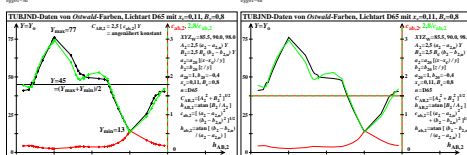
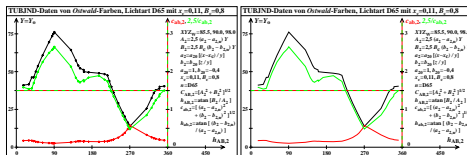
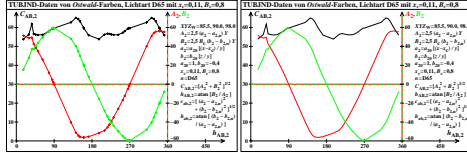


CIEXYZ- und TUBJND-Daten von Ostwald-Farben für CIE-Lichtart D65 mit  $x_C=0,11$  und  $B_C=0,8$

n	X	Y	Z	x	y	$h_{xy}$	colour	$A_2$	$B_2$	$h_{ab,2}$	$c_{ab,2}$	$C_{ab,2}$
00	64.51	40.4	53.74	0.4066	0.2546	-38.3		55.43	-7.8	351.9	0.5542	55.97
01	59.84	41.04	25.47	0.4735	0.3248	-1.5		51.61	15.36	16.5	0.5248	53.84
02	57.19	41.59	10.39	0.5238	0.3809	13.8	R <sub>m</sub>	48.89	27.91	29.7	0.5415	56.3
03	57.28	46.21	3.6	0.5465	0.4179	20.8		49.49	37.11	36.8	0.5354	61.86
04	57.28	46.21	3.62	0.5347	0.4313	24.7		42.58	37.35	41.2	0.4902	56.64
05	58.8	49.99	3.67	0.5228	0.4445	28.7		39.06	40.6	46.1	0.4508	56.34
06	60.05	53.7	3.73	0.511	0.4571	32.8		35.06	43.78	51.3	0.4178	56.09
07	61.81	60.81	3.97	0.4882	0.4803	40.7		26.04	49.78	62.3	0.3695	56.18
08	62.87	69.55	4.8	0.4581	0.5068	50.6	Y <sub>m</sub>	12.3	56.73	77.7	0.3338	58.05
09	62.97	73.55	6.07	0.4416	0.5158	55.3		4.92	59.21	85.2	0.3231	59.41
10	62.98	75.01	7.04	0.4342	0.5171	57.1		2.03	59.7	88.0	0.3185	59.73
11	63.02	76.18	8.3	0.4272	0.5164	58.5	max	-0.35	59.71	90.3	0.3135	59.71
12	35.62	64.35	9.93	0.324	0.5855	87.4		-40.28	48.1	129.9	0.39	62.74
13	25.4	57.45	12.12	0.2674	0.6048	99.2		-51.1	40.34	141.7	0.4533	65.11
14	21.65	54.1	15.12	0.2382	0.5953	105.6	G <sub>m</sub>	-54.2	35.02	147.1	0.4771	64.53
15	19.94	52.23	19.06	0.2186	0.5723	111.1		-55.67	30.24	151.4	0.4852	63.35
16	20.12	51.15	29.99	0.1987	0.5051	122.8		-56.32	20.56	159.9	0.4689	59.96
17	19.15	49.94	29.98	0.1932	0.504	124.2		-56.28	19.5	160.8	0.4771	59.56
18	21.01	49.59	44.25	0.1829	0.4317	141.6		-55.44	7.79	171.9	0.4516	55.99
19	25.69	48.95	72.51	0.1746	0.3326	178.5		-51.62	-15.37	196.5	0.4401	53.86
20	28.34	48.4	87.6	0.1724	0.2945	193.8	C <sub>m</sub>	-48.9	-27.91	209.7	0.4654	56.31
21	30.04	47.56	94.4	0.1746	0.2764	200.8		-45.47	-34.09	216.8	0.478	56.83
22	28.25	43.78	94.37	0.1697	0.2631	204.7		-42.59	-37.34	221.2	0.5175	56.64
23	26.73	40.0	94.33	0.1659	0.2483	208.8		-39.09	-40.62	226.1	0.5638	56.38
24	25.48	36.29	94.26	0.1632	0.2325	212.8		-35.09	-43.8	231.3	0.6187	56.13
25	23.72	29.18	94.02	0.1614	0.1986	220.7		-26.06	-49.79	242.3	0.7704	56.2
26	22.84	23.0	93.56	0.1638	0.165	227.7	B <sub>m</sub>	-16.67	-54.8	253.0	0.9962	57.28
27	22.66	20.44	93.19	0.1662	0.1499	230.7		-12.32	-56.77	257.7	1.1369	58.09
28	22.56	16.44	91.92	0.1723	0.1256	235.4		-4.93	-59.18	265.2	1.445	59.38
29	22.55	14.98	90.95	0.1755	0.1166	237.1		-2.03	-59.69	268.0	1.5948	59.72
30	22.51	13.81	89.7	0.1786	0.1096	238.5	min	0.33	-59.7	270.3	1.7294	59.7
31	49.91	25.64	88.06	0.305	0.1567	267.4		40.27	-48.11	309.9	0.9788	62.74
32	60.13	32.54	85.87	0.3367	0.1822	279.3		51.09	-40.36	321.6	0.8004	65.11
33	63.88	35.89	82.87	0.3497	0.1964	285.6	M <sub>m</sub>	54.22	-35.06	327.1	0.7196	64.57
34	65.58	37.75	79.93	0.3598	0.2071	291.1		55.69	-30.26	331.4	0.6715	63.39
35	65.41	38.84	68.01	0.3797	0.2254	302.9		56.35	-20.57	339.9	0.6178	59.99
36	66.37	40.05	68.01	0.3805	0.2295	304.3		56.32	-19.53	340.8	0.5953	59.61
37	64.51	40.4	53.74	0.4066	0.2546	321.6		55.43	-7.8	351.9	0.5542	55.97
38	59.84	41.04	25.47	0.4735	0.3248	358.5		51.61	15.36	16.5	0.5248	53.84
39	57.19	41.59	10.39	0.5238	0.3809	373.8		48.89	27.91	29.7	0.5415	56.3
40	57.28	46.21	3.6	0.5465	0.4179	380.8		49.49	37.11	36.8	0.5354	61.86
41	3.42	3.6	3.92	0.3127	0.329	0.0		0.0	0.0	0.0	0.0	0.0
42	85.53	90.0	98.0	0.3127	0.329	0.0		0.0	0.0	0.0	0.0	0.0



TUB-Registrierung: 2023/071-egg6/egg6l0n1.txt / ps  
 Anwendung für Beurteilung und Messung von Display- oder Druck-Ausgabe  
 TUB-Material: Code=mat44