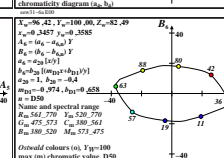
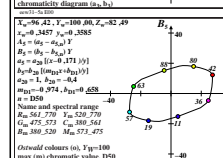
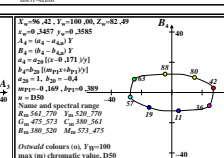
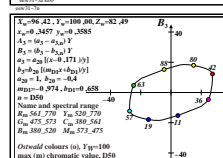
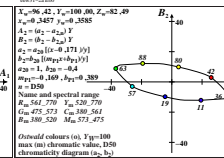
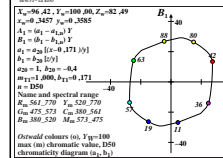
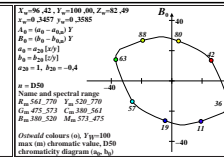
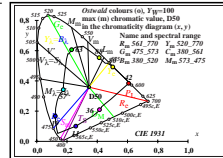


Ostwald colours (a1, b1) Yp=100 max (m) chromatic value, D65 chromaticity diagram (a1, b1)

Ostwald colours (a2, b2) Yp=100 max (m) chromatic value, D65 chromaticity diagram (a2, b2)



Ostwald colours (a1, b1) Yp=100 max (m) chromatic value, D50 chromaticity diagram (a1, b1)

Ostwald colours (a2, b2) Yp=100 max (m) chromatic value, D50 chromaticity diagram (a2, b2)