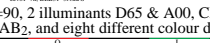
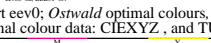
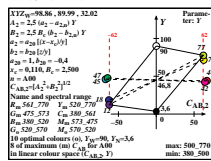
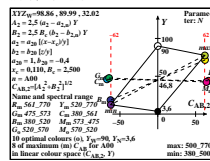
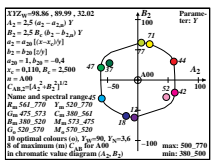
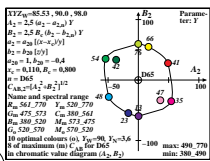
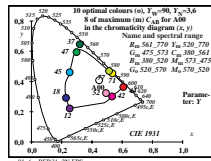
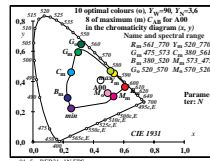
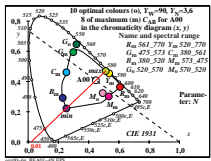
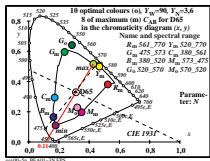
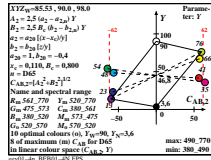
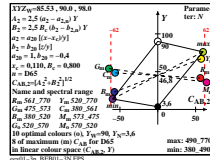
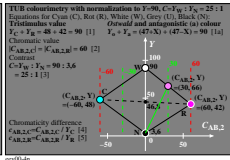
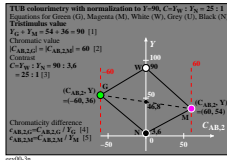

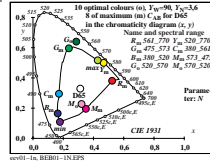
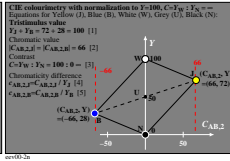
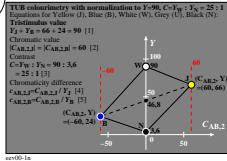


see similar files of the whole serie: <http://farbe.li.tu-berlin.de/evs.htm>
 technical information: <http://farbe.li.tu-berlin.de/> or <http://color.li.tu-berlin.de>

TUB registration: 20230701-eev0/evv01n1.txt / ps
 application for evaluation and measurement of display or print output



TUB-test chart evv0: Ostwald optimal colours, Y_W=90, 2 illuminants D65 & A00, CIE-02-degree, Ostwald optimal colour data: CIEXYZ, and TUBLAB₂ and eight different colour diagrams

