http://farbe.li.tu-berlin.de/eet1/eet1l0np.pdf /.ps; only vector graphic VG; start output
see separate images of this page: http://farbe.li.tu-berlin.de/eet1/eet1.htm

see similar files of the whole series: http://farbe.li.tu-berlin.de/eets.htm
technical information: http://farbe.li.tu-berlin.de or http://color.li.tu-berlin.de

TUB registration: 20230701-eet1/eet1l0np.pdf /.ps
application for evaluation and measurement of display or print output

TUB material: code=rha4ta

XYZ_W=96.86 , 100.0 , 112.33
A_1 = 2,5 (a_1 − $a_{1,n}$) Y
B_1 = 2,5 B_c (b_1 − $b_{1,n}$) Y
a_1 = a_{20} [(x−x_c)/y]
b_1 = b_{20} [z/y]
a_{20} = 1, b_{20} = −0,4
x_c = 0,110, B_c = 1,000
n = P65, xy_W=0.313 , 0.323
$C_{AB,1}$=[A_1^2+B_1^2]$^{1/2}$
Name and spectral range
R_m 570–770 Y_m 520–770
G_m 470–570 C_m 380–570
B_m 380–520 M_m 570–470
G_o 520–570 M_o 570–520
10 optimal colours (o), Y_W=100, Y_N=0
8 of maximum (m) C_{AB} for P65
in chromatic value diagram (A_1, B_1)
Parameter: N
max: 490–770
min: 380–490

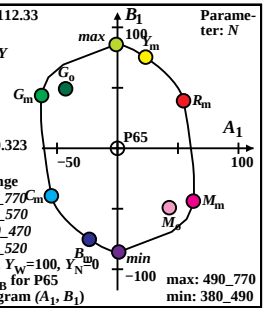

eet10−1n

XYZ_W=96.86 , 100.0 , 112.33
A_2 = 2,5 (a_2 − $a_{2,n}$) Y
B_2 = 2,5 B_c (b_2 − $b_{2,n}$) Y
a_2 = a_{20} [(x−x_c)/y]
b_2 = b_{20} [z/y]
a_{20} = 1, b_{20} = −0,4
x_c = 0,110, B_c = 0,750
n = P65, xy_W=0.313 , 0.323
$C_{AB,2}$=[A_2^2+B_2^2]$^{1/2}$
Name and spectral range
R_m 570–770 Y_m 520–770
G_m 470–570 C_m 380–570
B_m 380–520 M_m 570–470
G_o 520–570 M_o 570–520
10 optimal colours (o), Y_W=100, Y_N=0
8 of maximum (m) C_{AB} for P65
in chromatic value diagram (A_2, B_2)
Parameter: Y
max: 490–770
min: 380–490

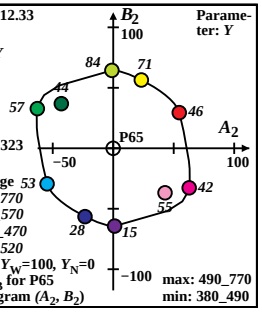

eet10−2n

XYZ_W=99.2 , 100.0 , 76.07
A_1 = 2,5 (a_1 − $a_{1,n}$) Y
B_1 = 2,5 B_c (b_1 − $b_{1,n}$) Y
a_1 = a_{20} [(x−x_c)/y]
b_1 = b_{20} [z/y]
a_{20} = 1, b_{20} = −0,4
x_c = 0,110, B_c = 1,000
n = P45, xy_W=0.36 , 0.363
$C_{AB,1}$=[A_1^2+B_1^2]$^{1/2}$
Name and spectral range
R_m 570–770 Y_m 520–770
G_m 470–570 C_m 380–570
B_m 380–520 M_m 570–470
G_o 520–570 M_o 570–520
10 optimal colours (o), Y_W=100, Y_N=0
8 of maximum (m) C_{AB} for P45
in chromatic value diagram (A_1, B_1)
Parameter: N
max: 495–770
min: 380–495

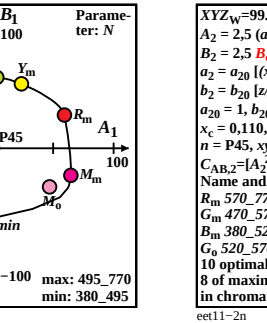

eet11−1n

XYZ_W=99.2 , 100.0 , 76.07
A_2 = 2,5 (a_2 − $a_{2,n}$) Y
B_2 = 2,5 B_c (b_2 − $b_{2,n}$) Y
a_2 = a_{20} [(x−x_c)/y]
b_2 = b_{20} [z/y]
a_{20} = 1, b_{20} = −0,4
x_c = 0,110, B_c = 1,100
n = P45, xy_W=0.36 , 0.363
$C_{AB,2}$=[A_2^2+B_2^2]$^{1/2}$
Name and spectral range
R_m 570–770 Y_m 520–770
G_m 470–570 C_m 380–570
B_m 380–520 M_m 570–470
G_o 520–570 M_o 570–520
10 optimal colours (o), Y_W=100, Y_N=0
8 of maximum (m) C_{AB} for P45
in chromatic value diagram (A_2, B_2)
Parameter: Y
max: 495–770
min: 380–495

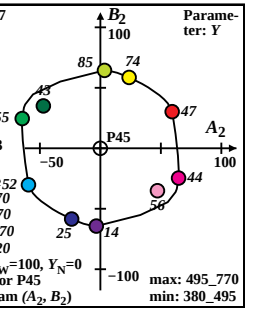

eet11−2n

XYZ_W=97.06 , 99.99 , 104.57
A_1 = 2,5 (a_1 − $a_{1,n}$) Y
B_1 = 2,5 B_c (b_1 − $b_{1,n}$) Y
a_1 = a_{20} [(x−x_c)/y]
b_1 = b_{20} [z/y]
a_{20} = 1, b_{20} = −0,4
x_c = 0,110, B_c = 1,000
n = P60, xy_W=0.321 , 0.331
$C_{AB,1}$=[A_1^2+B_1^2]$^{1/2}$
Name and spectral range
R_m 570–770 Y_m 520–770
G_m 470–570 C_m 380–570
B_m 380–520 M_m 570–470
G_o 520–570 M_o 570–520
10 optimal colours (o), $Y_{W,10}$=100, $Y_{N,10}$=0
8 of maximum (m) C_{AB} for P60
in chromatic value diagram (A_1, B_1)
Parameter: N
max: 490–770
min: 380–490

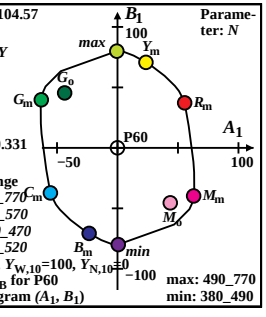

eet10−3n

XYZ_W=97.06 , 99.99 , 104.57
A_2 = 2,5 (a_2 − $a_{2,n}$) Y
B_2 = 2,5 B_c (b_2 − $b_{2,n}$) Y
a_2 = a_{20} [(x−x_c)/y]
b_2 = b_{20} [z/y]
a_{20} = 1, b_{20} = −0,4
x_c = 0,110, B_c = 0,840
n = P60, xy_W=0.321 , 0.331
$C_{AB,2}$=[A_2^2+B_2^2]$^{1/2}$
Name and spectral range
R_m 570–770 Y_m 520–770
G_m 470–570 C_m 380–570
B_m 380–520 M_m 570–470
G_o 520–570 M_o 570–520
10 optimal colours (o), $Y_{W,10}$=100, $Y_{N,10}$=0
8 of maximum (m) C_{AB} for P60
in chromatic value diagram (A_2, B_2)
Parameter: Y
max: 490–770
min: 380–490

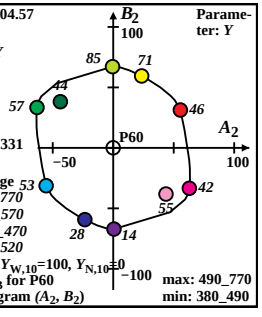

eet10−4n

XYZ_W=100.93 , 100.0 , 64.68
A_1 = 2,5 (a_1 − $a_{1,n}$) Y
B_1 = 2,5 B_c (b_1 − $b_{1,n}$) Y
a_1 = a_{20} [(x−x_c)/y]
b_1 = b_{20} [z/y]
a_{20} = 1, b_{20} = −0,4
x_c = 0,110, B_c = 1,000
n = P40, xy_W=0.379 , 0.376
$C_{AB,1}$=[A_1^2+B_1^2]$^{1/2}$
Name and spectral range
R_m 570–770 Y_m 520–770
G_m 470–570 C_m 380–570
B_m 380–520 M_m 570–470
G_o 520–570 M_o 570–520
10 optimal colours (o), Y_W=100, Y_N=0
8 of maximum (m) C_{AB} for P40
in chromatic value diagram (A_1, B_1)
Parameter: N
max: 495–770
min: 380–495

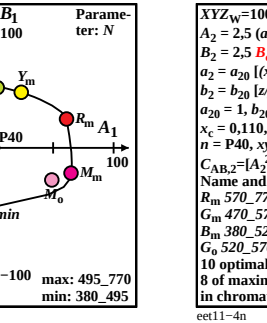

eet11−3n

XYZ_W=100.93 , 100.0 , 64.68
A_2 = 2,5 (a_2 − $a_{2,n}$) Y
B_2 = 2,5 B_c (b_2 − $b_{2,n}$) Y
a_2 = a_{20} [(x−x_c)/y]
b_2 = b_{20} [z/y]
a_{20} = 1, b_{20} = −0,4
x_c = 0,110, B_c = 1,300
n = P40, xy_W=0.379 , 0.376
$C_{AB,2}$=[A_2^2+B_2^2]$^{1/2}$
Name and spectral range
R_m 570–770 Y_m 520–770
G_m 470–570 C_m 380–570
B_m 380–520 M_m 570–470
G_o 520–570 M_o 570–520
10 optimal colours (o), Y_W=100, Y_N=0
8 of maximum (m) C_{AB} for P40
in chromatic value diagram (A_2, B_2)
Parameter: Y
max: 495–770
min: 380–495

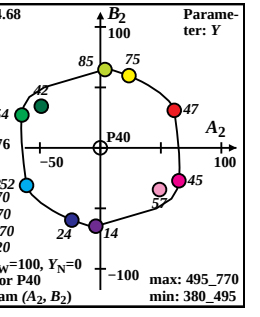

eet11−4n

XYZ_W=97.45 , 100.0 , 95.98
A_1 = 2,5 (a_1 − $a_{1,n}$) Y
B_1 = 2,5 B_c (b_1 − $b_{1,n}$) Y
a_1 = a_{20} [(x−x_c)/y]
b_1 = b_{20} [z/y]
a_{20} = 1, b_{20} = −0,4
x_c = 0,110, B_c = 1,000
n = P55, xy_W=0.332 , 0.34
$C_{AB,1}$=[A_1^2+B_1^2]$^{1/2}$
Name and spectral range
R_m 570–770 Y_m 520–770
G_m 470–570 C_m 380–570
B_m 380–520 M_m 570–470
G_o 520–570 M_o 570–520
10 optimal colours (o), Y_W=100, Y_N=0
8 of maximum (m) C_{AB} for P55
in chromatic value diagram (A_1, B_1)
Parameter: N
max: 495–770
min: 380–495

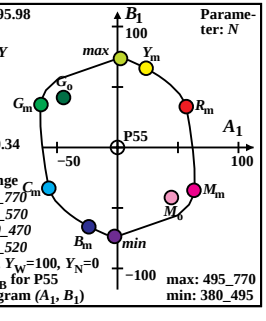

eet10−5n

XYZ_W=97.45 , 100.0 , 95.98
A_2 = 2,5 (a_2 − $a_{2,n}$) Y
B_2 = 2,5 B_c (b_2 − $b_{2,n}$) Y
a_2 = a_{20} [(x−x_c)/y]
b_2 = b_{20} [z/y]
a_{20} = 1, b_{20} = −0,4
x_c = 0,110, B_c = 0,900
n = P55, xy_W=0.332 , 0.34
$C_{AB,2}$=[A_2^2+B_2^2]$^{1/2}$
Name and spectral range
R_m 570–770 Y_m 520–770
G_m 470–570 C_m 380–570
B_m 380–520 M_m 570–470
G_o 520–570 M_o 570–520
10 optimal colours (o), Y_W=100, Y_N=0
8 of maximum (m) C_{AB} for P55
in chromatic value diagram (A_2, B_2)
Parameter: Y
max: 495–770
min: 380–495

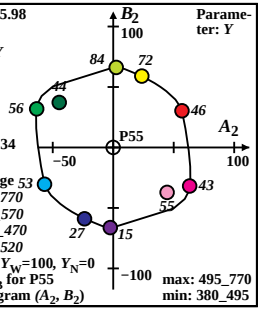

eet10−6n

XYZ_W=103.66 , 99.99 , 52.43
A_1 = 2,5 (a_1 − $a_{1,n}$) Y
B_1 = 2,5 B_c (b_1 − $b_{1,n}$) Y
a_1 = a_{20} [(x−x_c)/y]
b_1 = b_{20} [z/y]
a_{20} = 1, b_{20} = −0,4
x_c = 0,110, B_c = 1,000
n = P35, xy_W=0.404 , 0.39
$C_{AB,1}$=[A_1^2+B_1^2]$^{1/2}$
Name and spectral range
R_m 570–770 Y_m 520–770
G_m 470–570 C_m 380–570
B_m 380–520 M_m 570–470
G_o 520–570 M_o 570–520
10 optimal colours (o), Y_W=100, Y_N=0
8 of maximum (m) C_{AB} for P35
in chromatic value diagram (A_1, B_1)
Parameter: N
max: 500–770
min: 380–500

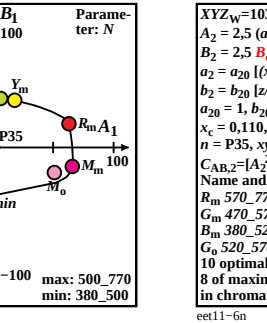

eet11−5n

XYZ_W=103.66 , 99.99 , 52.43
A_2 = 2,5 (a_2 − $a_{2,n}$) Y
B_2 = 2,5 B_c (b_2 − $b_{2,n}$) Y
a_2 = a_{20} [(x−x_c)/y]
b_2 = b_{20} [z/y]
a_{20} = 1, b_{20} = −0,4
x_c = 0,110, B_c = 1,650
n = P35, xy_W=0.404 , 0.39
$C_{AB,2}$=[A_2^2+B_2^2]$^{1/2}$
Name and spectral range
R_m 570–770 Y_m 520–770
G_m 470–570 C_m 380–570
B_m 380–520 M_m 570–470
G_o 520–570 M_o 570–520
10 optimal colours (o), Y_W=100, Y_N=0
8 of maximum (m) C_{AB} for P35
in chromatic value diagram (A_2, B_2)
Parameter: Y
max: 500–770
min: 380–500

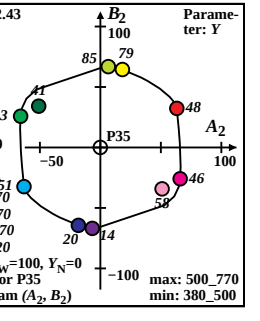

eet11−6n

XYZ_W=98.12 , 100.0 , 86.5
A_1 = 2,5 (a_1 − $a_{1,n}$) Y
B_1 = 2,5 B_c (b_1 − $b_{1,n}$) Y
a_1 = a_{20} [(x−x_c)/y]
b_1 = b_{20} [z/y]
a_{20} = 1, b_{20} = −0,4
x_c = 0,110, B_c = 1,000
n = P50, xy_W=0.344 , 0.351
$C_{AB,1}$=[A_1^2+B_1^2]$^{1/2}$
Name and spectral range
R_m 570–770 Y_m 520–770
G_m 470–570 C_m 380–570
B_m 380–520 M_m 570–470
G_o 520–570 M_o 570–520
10 optimal colours (o), Y_W=100, Y_N=0
8 of maximum (m) C_{AB} for P50
in chromatic value diagram (A_1, B_1)
Parameter: N
max: 495–770
min: 380–495

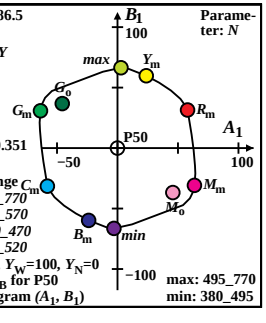

eet10−7n

XYZ_W=98.12 , 100.0 , 86.5
A_2 = 2,5 (a_2 − $a_{2,n}$) Y
B_2 = 2,5 B_c (b_2 − $b_{2,n}$) Y
a_2 = a_{20} [(x−x_c)/y]
b_2 = b_{20} [z/y]
a_{20} = 1, b_{20} = −0,4
x_c = 0,110, B_c = 1,000
n = P50, xy_W=0.344 , 0.351
$C_{AB,2}$=[A_2^2+B_2^2]$^{1/2}$
Name and spectral range
R_m 570–770 Y_m 520–770
G_m 470–570 C_m 380–570
B_m 380–520 M_m 570–470
G_o 520–570 M_o 570–520
10 optimal colours (o), Y_W=100, Y_N=0
8 of maximum (m) C_{AB} for P50
in chromatic value diagram (A_2, B_2)
Parameter: Y
max: 495–770
min: 380–495

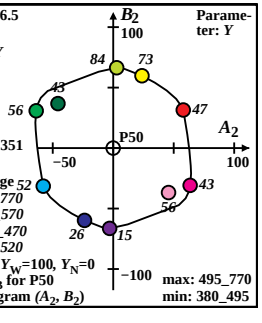

eet10−8n

XYZ_W=108.04 , 100.0 , 39.55
A_1 = 2,5 (a_1 − $a_{1,n}$) Y
B_1 = 2,5 B_c (b_1 − $b_{1,n}$) Y
a_1 = a_{20} [(x−x_c)/y]
b_1 = b_{20} [z/y]
a_{20} = 1, b_{20} = −0,4
x_c = 0,110, B_c = 1,000
n = P30, xy_W=0.436 , 0.403
$C_{AB,1}$=[A_1^2+B_1^2]$^{1/2}$
Name and spectral range
R_m 570–770 Y_m 520–770
G_m 470–570 C_m 380–570
B_m 380–520 M_m 570–470
G_o 520–570 M_o 570–520
10 optimal colours (o), Y_W=100, Y_N=0
8 of maximum (m) C_{AB} for P30
in chromatic value diagram (A_1, B_1)
Parameter: N
max: 505–770
min: 380–505

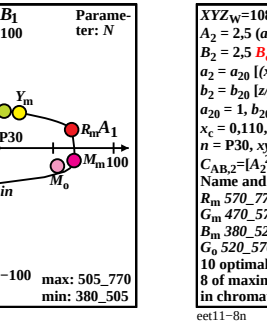

eet11−7n

XYZ_W=108.04 , 100.0 , 39.55
A_2 = 2,5 (a_2 − $a_{2,n}$) Y
B_2 = 2,5 B_c (b_2 − $b_{2,n}$) Y
a_2 = a_{20} [(x−x_c)/y]
b_2 = b_{20} [z/y]
a_{20} = 1, b_{20} = −0,4
x_c = 0,110, B_c = 2,300
n = P30, xy_W=0.436 , 0.403
$C_{AB,2}$=[A_2^2+B_2^2]$^{1/2}$
Name and spectral range
R_m 570–770 Y_m 520–770
G_m 470–570 C_m 380–570
B_m 380–520 M_m 570–470
G_o 520–570 M_o 570–520
10 optimal colours (o), Y_W=100, Y_N=0
8 of maximum (m) C_{AB} for P30
in chromatic value diagram (A_2, B_2)
Parameter: Y
max: 505–770
min: 380–505

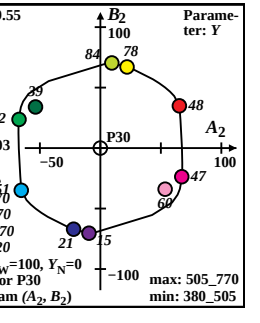

eet11−8n

TUB-test chart eet1; Chromatic adaptation of the antichromatic LMS22-colour vision model
Ostwald optimal colours for eight illuminants P65, P60, P55, P50, P45, P40, P35, P30, Y_W=100