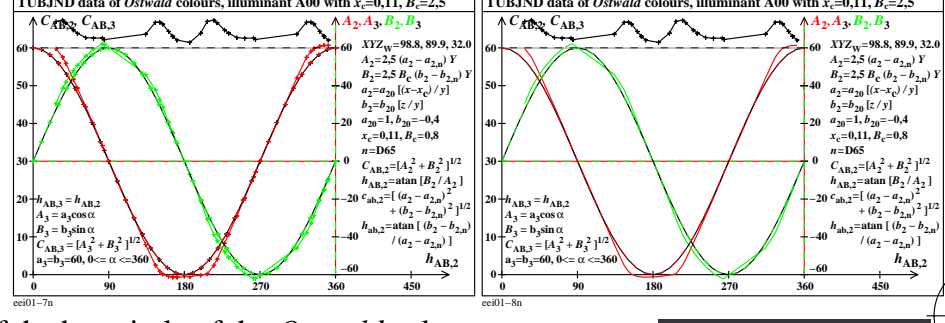
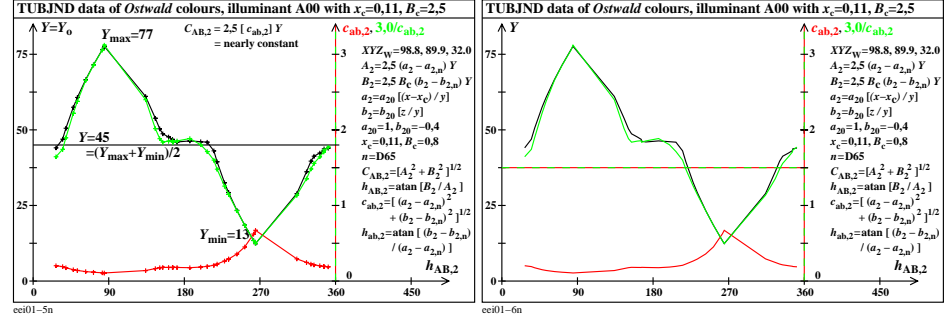
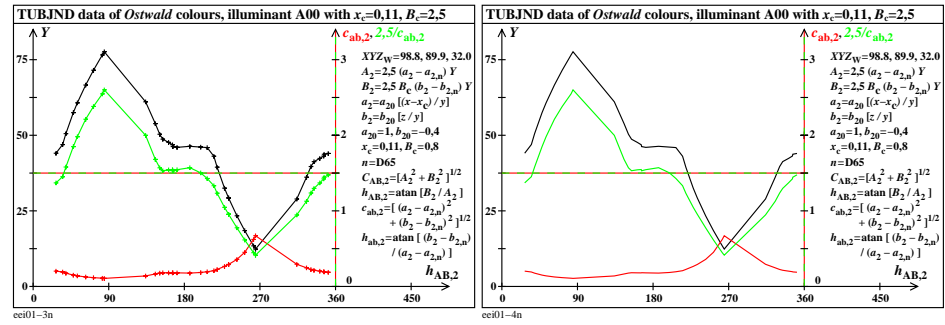
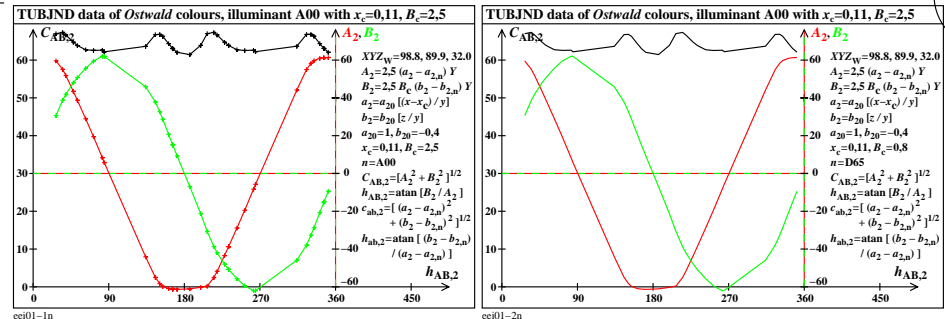


CIEXYZ and TUBJND data of Ostwald colours for CIE illuminant A00 with $x_c=0,11$ and $B_c=2,5$

n	X	Y	Z	x	y	h_{xy}	colour	A_2	B_2	$h_{ab,2}$	$c_{ab,2}$	$C_{ab,2}$
00	74.25	43.9	7.11	0.5927	0.3504	-21.5	R _m	60.26	21.27	19.4	0.5823	63.91
01	73.68	44.06	3.43	0.6079	0.3635	-15.2		59.58	30.6	27.1	0.608	66.98
02	74.39	46.93	1.2	0.6071	0.3829	351.3		55.08	38.72	35.1	0.5738	67.33
03	76.72	50.54	1.21	0.5971	0.3933	354.6		51.81	41.91	38.9	0.5274	66.64
04	80.3	57.48	1.26	0.5775	0.4134	2.6		43.45	47.98	47.8	0.4504	64.73
05	81.6	60.72	1.29	0.5681	0.4227	7.2		38.75	50.75	52.6	0.4207	63.86
06	83.42	66.62	1.42	0.5507	0.4398	17.4	Y _m	28.91	55.67	62.5	0.3766	62.73
07	84.38	71.51	1.66	0.5355	0.4539	27.8		19.49	59.45	71.8	0.3499	62.56
08	84.77	76.57	2.41	0.5176	0.4675	40.5		8.31	62.06	82.3	0.3271	62.61
09	84.79	77.62	2.84	0.513	0.4697	43.5	max	5.73	61.91	84.7	0.3204	62.18
10	44.98	61.06	3.37	0.411	0.558	103.5		-44.11	45.86	133.8	0.4168	63.63
11	32.57	53.85	4.01	0.3601	0.5954	114.9		-54.97	37.84	145.4	0.4957	66.74
12	27.48	50.33	4.82	0.3325	0.609	119.6	G _m	-58.26	32.68	150.7	0.5309	66.8
13	25.22	48.7	5.84	0.3162	0.6105	122.8		-59.73	28.7	154.3	0.5443	66.27
14	23.93	47.65	8.67	0.2982	0.5937	128.7		-60.92	20.69	161.2	0.5401	64.34
15	23.2	46.86	10.52	0.2879	0.5815	132.5		-61.2	15.37	165.8	0.5387	63.1
16	22.57	46.26	10.51	0.2843	0.583	132.8		-61.2	14.84	166.3	0.5446	62.98
17	22.49	46.0	12.62	0.2773	0.5669	136.8		-61.33	9.36	171.3	0.5395	62.04
18	23.82	46.35	19.28	0.2662	0.5181	148.5	C _m	-61.05	-7.0	186.5	0.5303	61.45
19	24.61	46.09	24.91	0.2573	0.482	158.5		-60.24	-21.29	199.4	0.5545	63.89
20	25.18	45.93	28.58	0.2525	0.4606	164.7		-59.59	-30.63	207.2	0.5835	67.0
21	24.47	43.06	30.81	0.2488	0.4378	171.2		-55.04	-38.74	215.1	0.6253	67.31
22	22.13	39.45	30.8	0.2395	0.4269	174.6		-51.78	-41.94	219.0	0.6756	66.64
23	18.56	32.5	30.76	0.2267	0.3973	182.6		-43.45	-47.96	227.8	0.7963	64.72
24	17.25	29.27	30.72	0.2233	0.3789	187.2	B _m	-38.73	-50.77	232.6	0.8728	63.86
25	17.25	29.27	30.72	0.2233	0.3789	187.2		-38.73	-50.77	232.6	0.8728	63.86
26	15.44	23.37	30.59	0.2224	0.3367	197.4		-28.89	-55.68	242.5	1.0738	62.74
27	14.48	18.46	30.35	0.2287	0.2918	207.8		-19.46	-59.43	251.8	1.3544	62.54
28	14.08	13.42	29.6	0.2466	0.235	220.6	min	-8.29	-62.06	262.3	1.8662	62.61
29	14.07	12.36	29.17	0.253	0.2222	223.5		-5.71	-61.95	264.7	2.0136	62.22
30	53.88	28.93	28.64	0.4833	0.2595	283.6		44.12	-45.9	313.8	0.8803	63.67
31	66.28	36.14	28.0	0.508	0.277	294.9	M _m	54.99	-37.89	325.4	0.7392	66.78
32	71.37	39.66	27.19	0.5163	0.2869	299.7		58.27	-32.71	330.6	0.6739	66.82
33	73.62	41.29	26.18	0.5218	0.2926	302.9		59.76	-28.72	334.3	0.6423	66.3
34	74.92	42.34	23.55	0.5328	0.301	308.7		60.94	-20.7	341.2	0.608	64.36
35	75.66	43.13	21.5	0.5392	0.3074	312.5		61.22	-15.38	345.8	0.5854	63.12
36	76.28	43.73	21.5	0.5389	0.3089	312.9		61.26	-14.87	346.3	0.5766	63.04
37	76.36	43.99	19.4	0.5463	0.3147	316.8		61.36	-9.38	351.2	0.5644	62.07
38	75.04	43.64	12.73	0.5709	0.3319	328.6		61.07	6.96	6.5	0.5634	61.47
39	74.25	43.9	7.11	0.5927	0.3504	698.5		60.26	21.27	19.4	0.5823	63.91
40	73.68	44.06	3.43	0.6079	0.3635	704.7		59.58	30.6	27.1	0.608	66.98
41	3.95	3.59	1.28	0.4475	0.4074	0.0		0.0	0.0	0.0	0.0	0.0
42	98.86	89.99	32.02	0.4475	0.4074	0.0		0.0	0.0	0.0	0.0	0.0

TUB-test chart eeio; CIEXYZ and TUBJND data of the hue circle of the Ostwald colours for CIE standard illuminant A00 with $x_c = 0,11$ and $B_c = 2,5$, hue angle difference $\Delta h_{ab,2}$ variable



see similar files of the whole serie: <http://farbe.li.tu-berlin.de/eeis.htm>
 technical information: <http://farbe.li.tu-berlin.de> or <http://color.li.tu-berlin.de>

TUB registration: 20230701-eei0/eei010np.pdf /.ps
 application for evaluation and measurement of display or print output
 TUB material: code=rh4ta