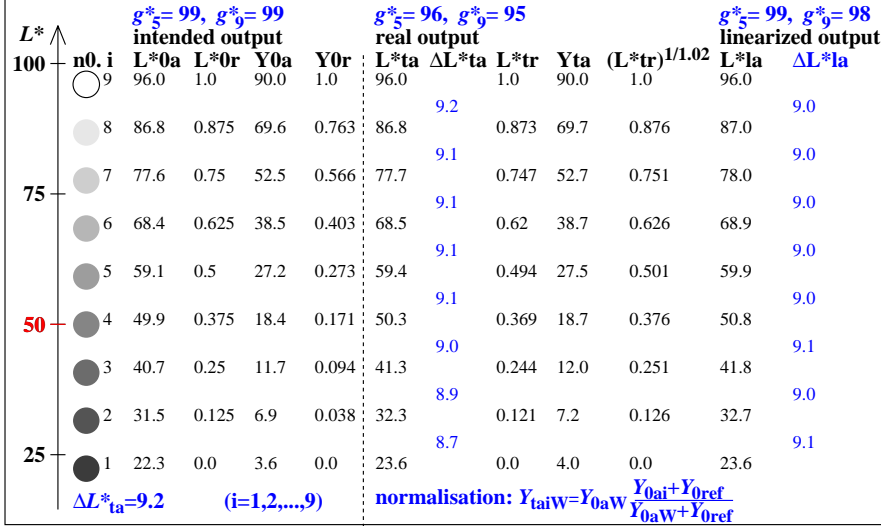


<http://farbe.li.tu-berlin.de/eef0/eef010np.pdf> / .ps; only vector graphic VG; start output
 see separate images of this page: <http://farbe.li.tu-berlin.de/eef0/eef0.htm>

Equal 9 step grey scaling between $L^*_{0aN}=22.3$ and $L^*_{0aW}=96.0$, $Y_{0ref}=0.4$, normalisation: white W

$L^*_{0aN}=22.3$, $L^*_{0aU}=59.1$, $L^*_{0aW}=96.0$, $Y_{0aN}=3.6$, $Y_{0aU}=27.2$, $Y_{0aW}=90.0$, $C_{0aY}=Y_{0aW}:Y_{0aN}=25.0$
 $L^*_{iN}=23.6$, $L^*_{iU}=59.4$, $L^*_{iW}=96.0$, $Y_{iN}=4.0$, $Y_{iU}=27.5$, $Y_{iW}=90.0$, $C_{iY}=Y_{iW}:Y_{iN}=22.6$

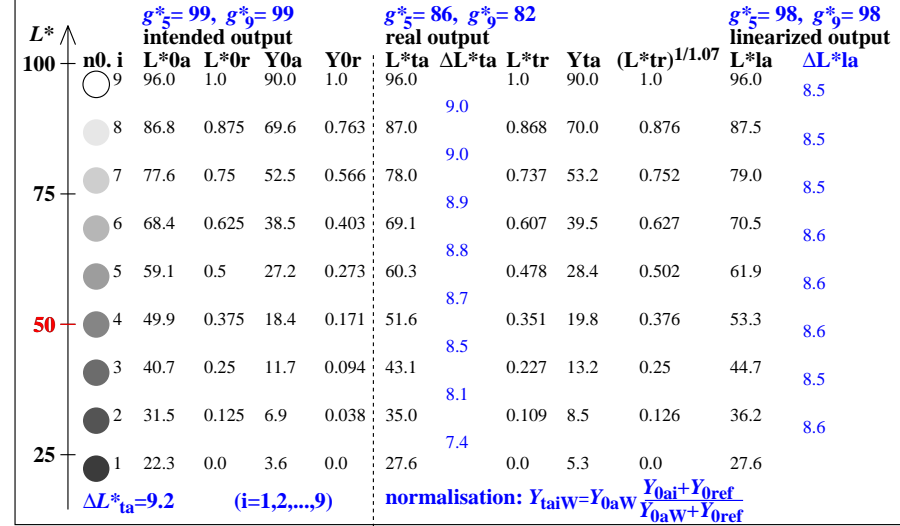
regularity index according to ISO/IEC 15775:2022, Annex G for 5 and 9 steps
 $g^* = 100 [\Delta L^*_{min}] / [\Delta L^*_{max}]$



Equal 9 step grey scaling between $L^*_{0aN}=22.3$ and $L^*_{0aW}=96.0$, $Y_{0ref}=1.8$, normalisation: white W

$L^*_{0aN}=22.3$, $L^*_{0aU}=59.1$, $L^*_{0aW}=96.0$, $Y_{0aN}=3.6$, $Y_{0aU}=27.2$, $Y_{0aW}=90.0$, $C_{0aY}=Y_{0aW}:Y_{0aN}=25.0$
 $L^*_{iN}=27.6$, $L^*_{iU}=60.3$, $L^*_{iW}=96.0$, $Y_{iN}=5.3$, $Y_{iU}=28.4$, $Y_{iW}=90.0$, $C_{iY}=Y_{iW}:Y_{iN}=17.0$

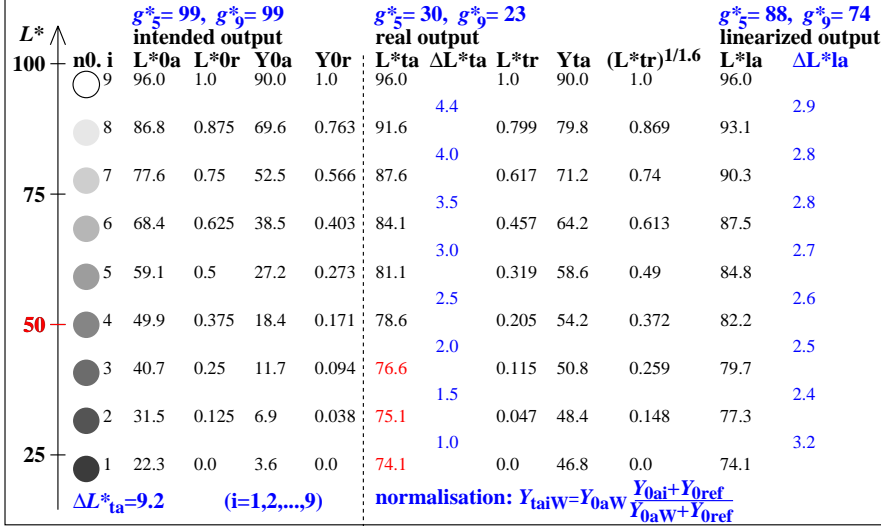
regularity index according to ISO/IEC 15775:2022, Annex G for 5 and 9 steps
 $g^* = 100 [\Delta L^*_{min}] / [\Delta L^*_{max}]$



Equal 9 step grey scaling between $L^*_{0aN}=22.3$ and $L^*_{0aW}=96.0$, $Y_{0ref}=90.0$, normalisation: white W

$L^*_{0aN}=22.3$, $L^*_{0aU}=59.1$, $L^*_{0aW}=96.0$, $Y_{0aN}=3.6$, $Y_{0aU}=27.2$, $Y_{0aW}=90.0$, $C_{0aY}=Y_{0aW}:Y_{0aN}=25.0$
 $L^*_{iN}=74.1$, $L^*_{iU}=81.1$, $L^*_{iW}=96.0$, $Y_{iN}=46.8$, $Y_{iU}=58.6$, $Y_{iW}=90.0$, $C_{iY}=Y_{iW}:Y_{iN}=1.9$

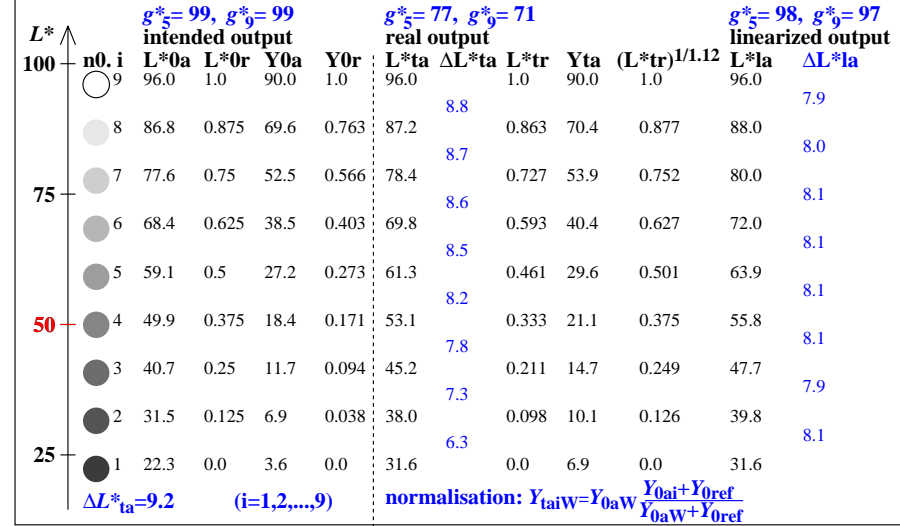
regularity index according to ISO/IEC 15775:2022, Annex G for 5 and 9 steps
 $g^* = 100 [\Delta L^*_{min}] / [\Delta L^*_{max}]$



Equal 9 step grey scaling between $L^*_{0aN}=22.3$ and $L^*_{0aW}=96.0$, $Y_{0ref}=3.6$, normalisation: white W

$L^*_{0aN}=22.3$, $L^*_{0aU}=59.1$, $L^*_{0aW}=96.0$, $Y_{0aN}=3.6$, $Y_{0aU}=27.2$, $Y_{0aW}=90.0$, $C_{0aY}=Y_{0aW}:Y_{0aN}=25.0$
 $L^*_{iN}=31.6$, $L^*_{iU}=61.3$, $L^*_{iW}=96.0$, $Y_{iN}=6.9$, $Y_{iU}=29.6$, $Y_{iW}=90.0$, $C_{iY}=Y_{iW}:Y_{iN}=13.0$

regularity index according to ISO/IEC 15775:2022, Annex G for 5 and 9 steps
 $g^* = 100 [\Delta L^*_{min}] / [\Delta L^*_{max}]$



Test chart eef0; Equal 9 step grey scaling for four display reflections $Y_{ref}=0.4, 90.0, 1.8, 3.6$
 between black $L^*_N=22.3$, $Y_N=3.6$ and white $L^*_W=96.0$, $Y_W=90.0$, normalisation: white W

see similar files of the whole serie: <http://farbe.li.tu-berlin.de/eef0/eef010np.pdf> / .ps
 technical information: <http://farbe.li.tu-berlin.de> or <http://color.li.tu-berlin.de>

TUB registration: 20230701-eef0/eef010np.pdf / .ps
 application for evaluation and measurement of display or print output
 TUB material: code=rh4ta