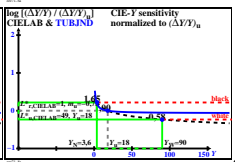

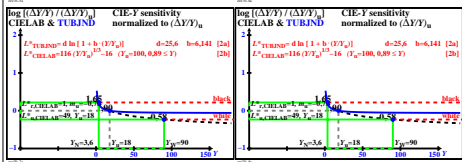
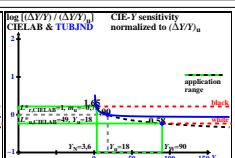
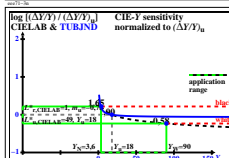

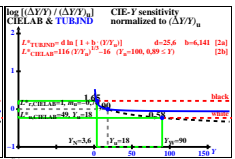
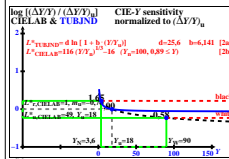

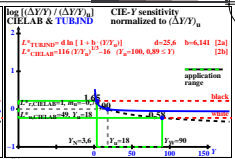
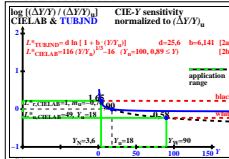
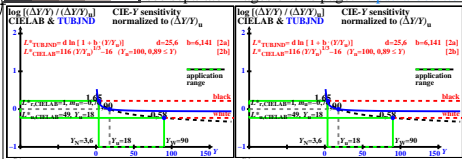


see similar files of the whole serie: <http://farbe.li.tu-berlin.de/eee7/htm>
 technical information: <http://farbe.li.tu-berlin.de> or <http://color.li.tu-berlin.de>



TUB-test chart eee7; Sensitivity $\log[(\Delta Y/Y) / (\Delta Y/Y)_u] = f(Y)$ of colour spaces CIELAB & TUBJND, see ISO/CIE 11664-4 & CIE 230, many information (left), and less (right)

TUB registration: 20231001-eee7/eee710n1.txt /ps
 application for evaluation and measurement of display or print output

TUB material: code=thadta