http://130.149.60.45/~farbmetrik/TE73/TE73L0FP.PDF /.PS; 3D-linearization
F: 3D-linearization TE73/TE73LE30FP.DAT in file (F), page 2/2

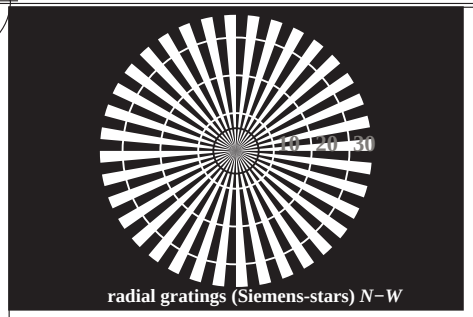

radial gratings (Siemens-stars) *N−W*



radial gratings (Siemens-stars) *W−N*

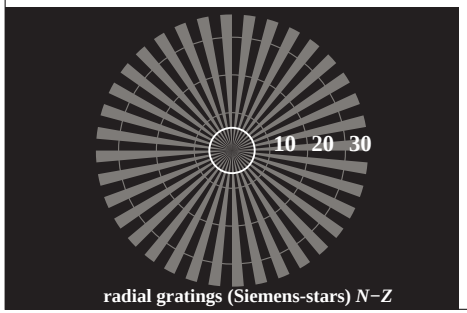

radial gratings (Siemens-stars) *N−Z*

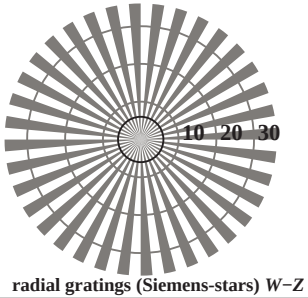

radial gratings (Siemens-stars) *W−Z*

TE730−3, Picture C1Wdd: Element A: radial gratings *N−W*, *W−N*, *N−Z* and *W−Z*; *PS* operator: *rgb/cmy0*

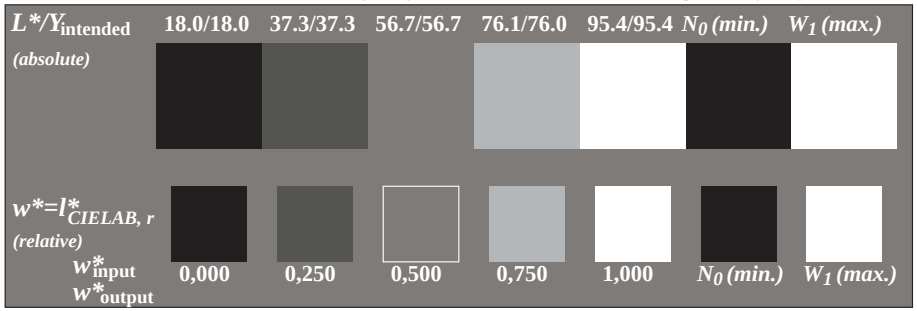

TE730−5, Picture C2Wdd: Element B: 5 visual equidistant *L**-grey steps + *N0* + *W1*; *PS* operator: *rgb/cmy0*

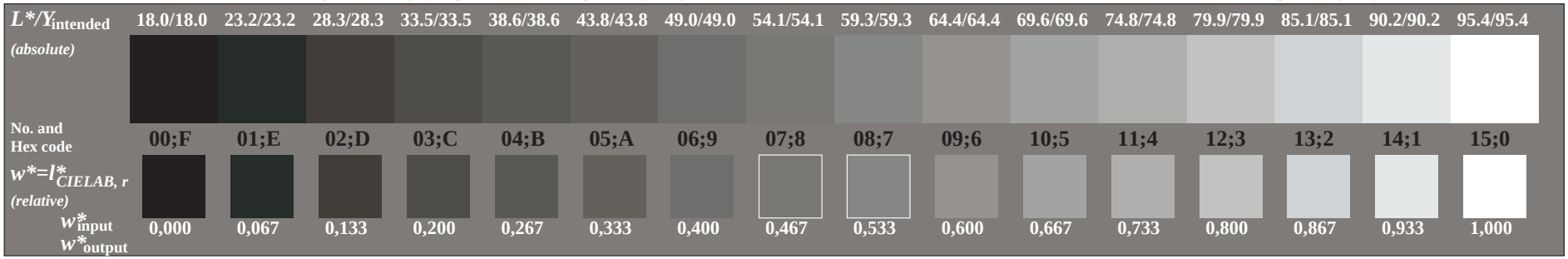

TE730−7, Picture C3Wdd: Element C: 16 visual equidistant *L**-grey steps; *PS* operator: *rgb/cmy0*

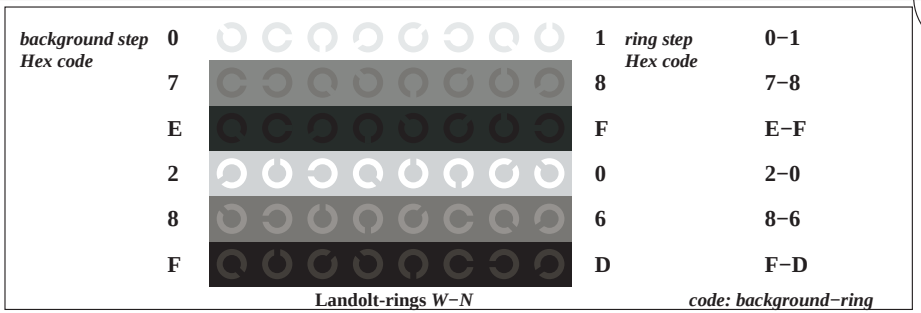

TE731−1, Picture C4Wdd: Element D: Landolt-rings *W-N*; *PS* operator: *rgb/cmy0*

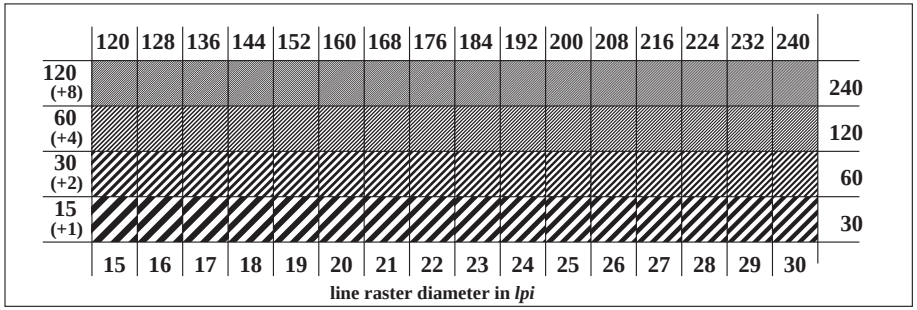

TE731−3, Picture C5Wdd: Element E: Line raster under 45° (or 135°); *PS* operator: *rgb/cmy0*

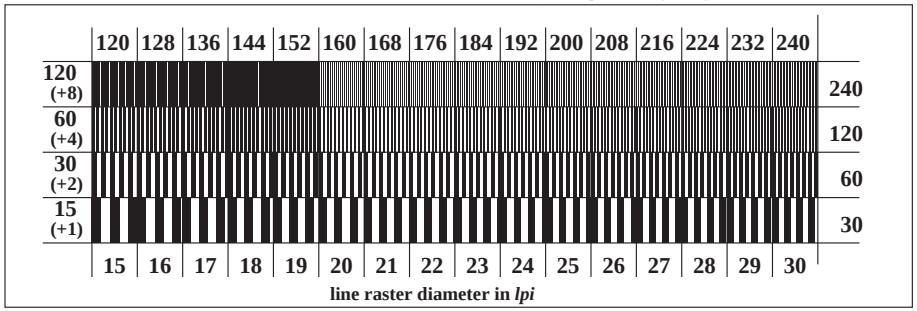

TE731−5, Picture C6Wdd: Element F: Line raster under 90° (or 0°); *PS* operator: *rgb/cmy0*

see similar files: http://130.149.60.45/~farbmetrik/TE73/TE73.HTM
technical information: http://www.ps.bam.de or http://130.149.60.45/~farbmetrik

TUB registration: 20150901-TE73/TE73L0FP.PDF /.PS
application for measurement of offset print output, separation cmyn6* (CMYK)

TUB material: code=rha4ta

test chart TE73; ME16(ISO 9241−306), 3(ISO/IEC 15775)
achromatic test chart *N*, 3D=1, de=0, *cmyk**

input: *rgb/cmyk* −> rgb_{dd}
output: 3D-linearization to $cmyk^*_{dd}$