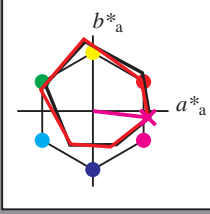


Input og output: Offset-Reflektiv-System ORS18a for relativ CIELAB fargetone $h_{ab,a,rel} = h_{ab}/360 = 353/360 = 0.98$

$H^*_d = B50R_d$

Data for ethvert apparat (d) eller elementærfarge (e):

HIC^*_d
fargetonetekst for fargene på denne siden:
 $H^*_d = B50R_d$
trekantslyshet T^*



ORS20a; adapterte (a) CIELAB data

navn	$L^*=L^*_a$	a^*_a	b^*_a	$C^*_{ab,a}$	$h^*_{ab,a}$
R _{d, Ma}	47.3	63.8	41.2	76.0	32
Y _{d, Ma}	88.3	-11.9	95.1	95.8	97
G _{d, Ma}	51.9	-68.8	28.1	74.3	157
C _{d, Ma}	58.3	-29.2	-43.7	52.6	236
B _{d, Ma}	25.3	23.5	-47.3	52.8	296
M _{d, Ma}	48.2	72.8	-8.5	73.3	353
N _{d, Ma}	17.7	0.0	0.0	0.0	0
W _{d, Ma}	95.4	0.0	0.0	0.0	0
R _{d, CIE}	39.9	58.7	27.9	65.0	25
Y _{d, CIE}	81.2	-2.8	71.5	71.6	92
G _{d, CIE}	52.2	-42.4	13.6	44.5	162
B _{d, CIE}	30.5	1.4	-46.4	46.4	271

Data for maksimalfarge (Ma):

$LabCh^*_{d, Ma}$: 48 72 -8 73 353

$HIC^*_{d, Ma}$: B50R_100_100d

$rgbic^*_{d, Ma}$:

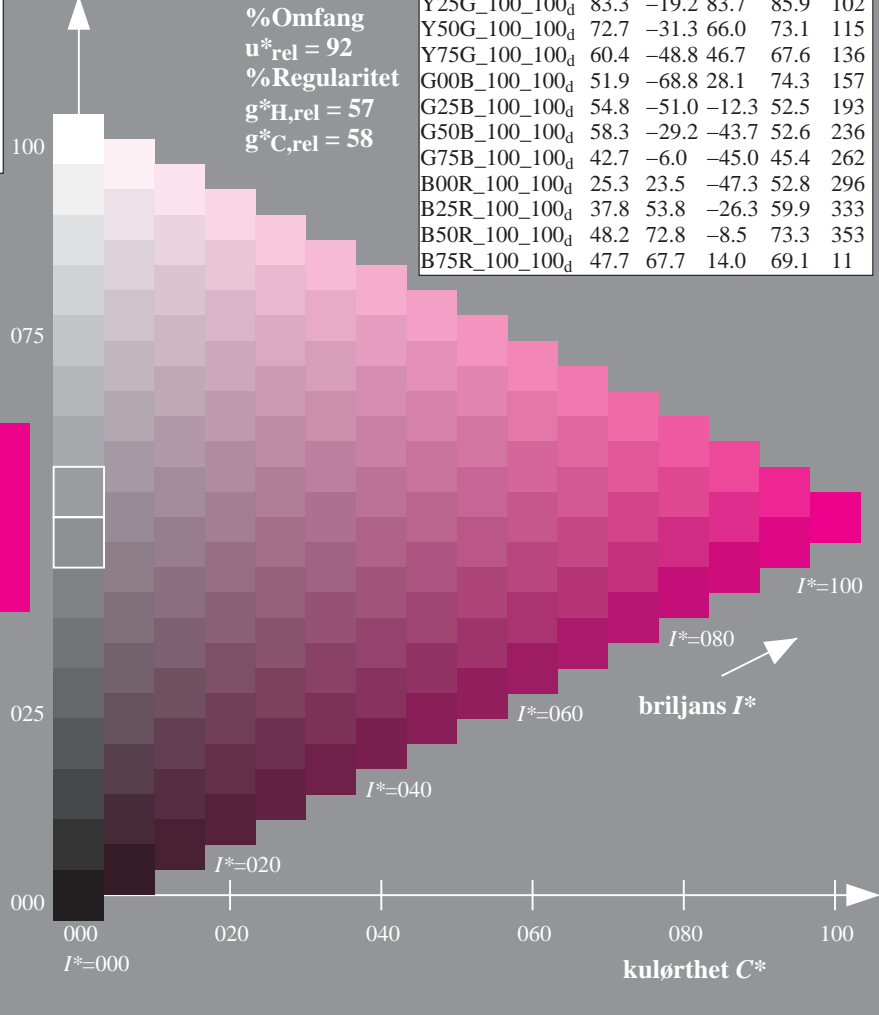
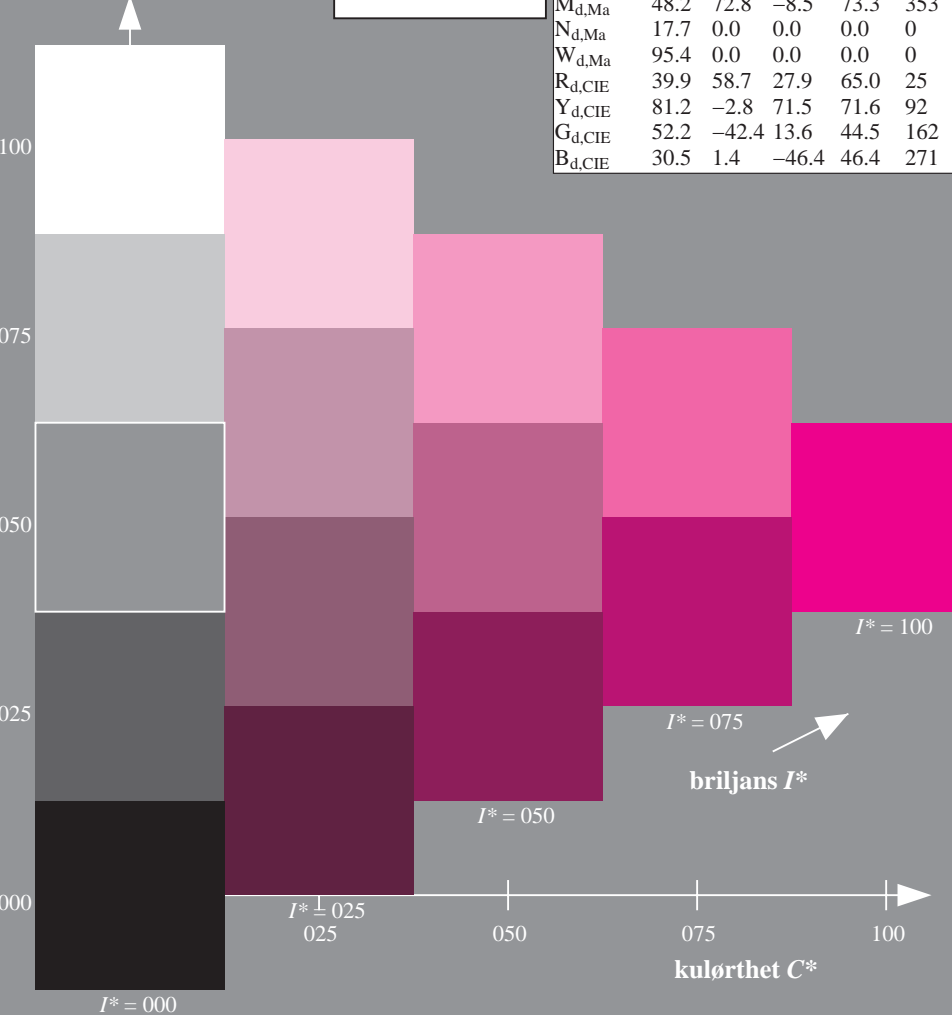
1.0 0.0 1.0 1.0 1.0

trekantslyshet T^*

ORS20a; adapterte (a) CIELAB data

H^*_d	$L^*=L^*_a$	a^*_a	b^*_a	$C^*_{ab,a}$	$h^*_{ab,a}$
R00Y_100_100 _d	47.3	63.8	41.2	76.0	32
R25Y_100_100 _d	55.3	45.8	52.2	69.5	48
R50Y_100_100 _d	67.2	22.6	67.6	71.2	71
R75Y_100_100 _d	79.9	1.0	83.9	83.9	89
Y00G_100_100 _d	88.3	-11.9	95.1	95.8	97
Y25G_100_100 _d	83.3	-19.2	83.7	85.9	102
Y50G_100_100 _d	72.7	-31.3	66.0	73.1	115
Y75G_100_100 _d	60.4	-48.8	46.7	67.6	136
G00B_100_100 _d	51.9	-68.8	28.1	74.3	157
G25B_100_100 _d	54.8	-51.0	-12.3	52.5	193
G50B_100_100 _d	58.3	-29.2	-43.7	52.6	236
G75B_100_100 _d	42.7	-6.0	-45.0	45.4	262
B00R_100_100 _d	25.3	23.5	-47.3	52.8	296
B25R_100_100 _d	37.8	53.8	-26.3	59.9	333
B50R_100_100 _d	48.2	72.8	-8.5	73.3	353
B75R_100_100 _d	47.7	67.7	14.0	69.1	11

%Omfang
 $u^*_{rel} = 92$
%Regularitet
 $g^*_H, rel = 57$
 $g^*_C, rel = 58$

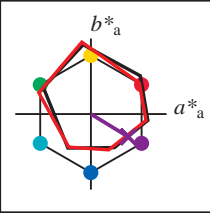


Input og output: Offset-Reflektiv-System ORS18a for relativ CIELAB fargetone $h_{ab,a,rel} = h_{ab}/360 = 328/360 = 0.91$

$H^*_e = B50R_e$

Data for ethvert apparat (d) eller elementærfarge (e):

HIC^*_e
fargetonetekst for fargene på denne siden:
 $H^*_e = B50R_e$
trekantslyshet T^*



ORS20a; adapterte (a) CIELAB data

navn	$L^*=L^*_a$	a^*_a	b^*_a	$C^*_{ab,a}$	$h^*_{ab,a}$
R _e ,Ma	47.6	64.9	30.9	71.9	25
Y _e ,Ma	82.9	-3.5	87.8	87.9	92
G _e ,Ma	52.4	-67.1	21.5	70.5	162
C _e ,Ma	56.6	-39.7	-29.9	49.8	216
B _e ,Ma	37.9	1.3	-45.4	45.4	271
M _e ,Ma	34.8	49.2	-30.0	57.7	328
N _e ,Ma	17.7	0.0	0.0	0.0	0
W _e ,Ma	95.4	0.0	0.0	0.0	0
R _e ,CIE	39.9	58.7	27.9	65.0	25
Y _e ,CIE	81.2	-2.8	71.5	71.6	92
G _e ,CIE	52.2	-42.4	13.6	44.5	162
B _e ,CIE	30.5	1.4	-46.4	46.4	271

Data for maksimalfarge (Ma):

$LabCh^*_{e, Ma} : 34 \ 49 \ -30 \ 57 \ 328$

$HIC^*_{e, Ma} : B50R_100_100_e$

$rgbic^*_{e, Ma} :$

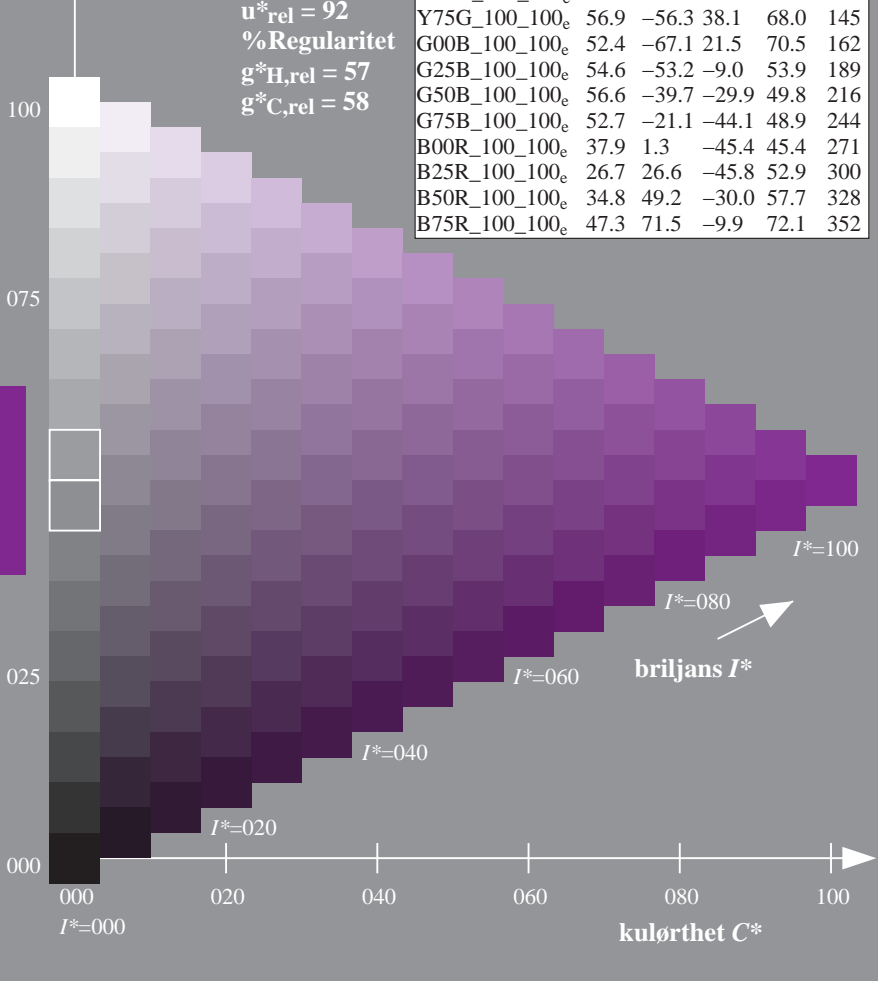
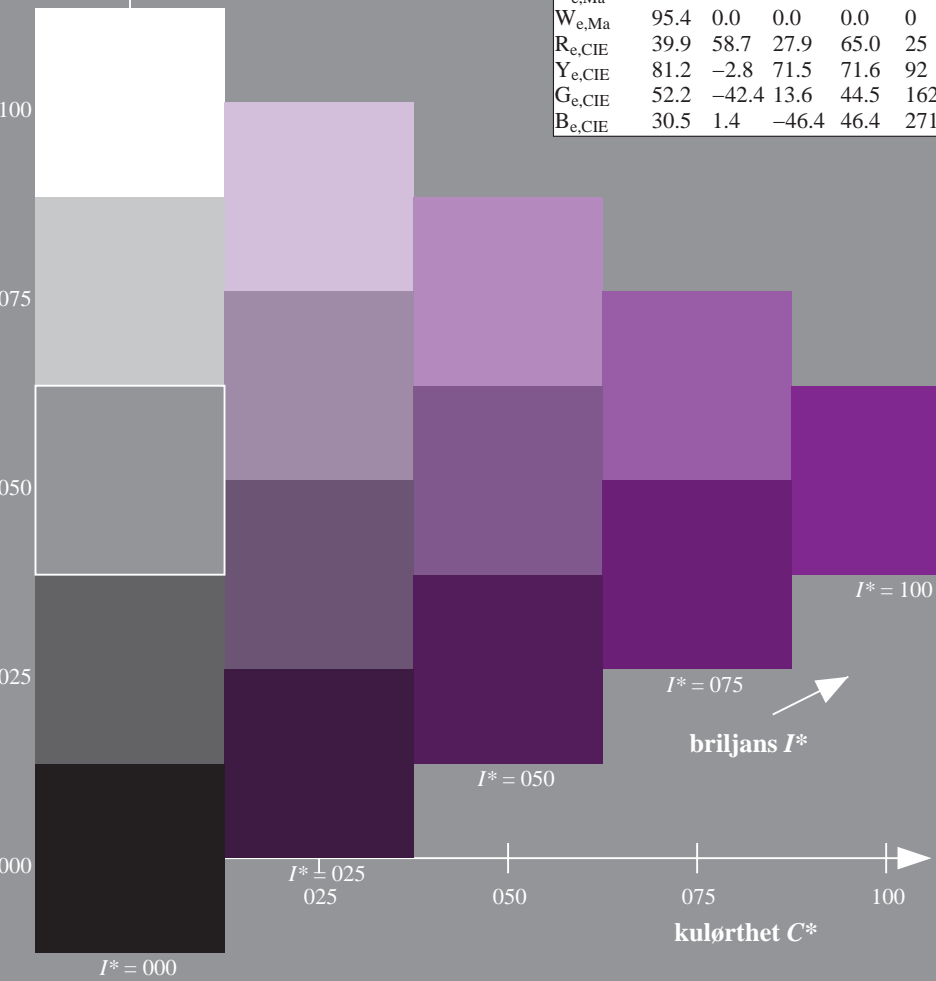
0.4 0.0 1.0 1.0 1.0

trekantslyshet T^*

%Omfang
 $u^*_{rel} = 92$
%Regularitet
 $g^*_H, rel = 57$
 $g^*_C, rel = 58$

ORS20a; adapterte (a) CIELAB data

H^*_e	$L^*=L^*_a$	a^*_a	b^*_a	$C^*_{ab,a}$	$h^*_{ab,a}$
R00Y_100_100 _e	47.6	64.9	30.9	71.9	25
R25Y_100_100 _e	51.5	54.2	47.2	71.9	41
R50Y_100_100 _e	60.3	35.6	59.0	68.9	58
R75Y_100_100 _e	70.4	17.0	72.2	74.1	76
Y00G_100_100 _e	82.9	-3.5	87.8	87.9	92
Y25G_100_100 _e	76.9	-25.5	75.9	80.1	108
Y50G_100_100 _e	65.8	-41.4	54.4	68.3	127
Y75G_100_100 _e	56.9	-56.3	38.1	68.0	145
G00B_100_100 _e	52.4	-67.1	21.5	70.5	162
G25B_100_100 _e	54.6	-53.2	-9.0	53.9	189
G50B_100_100 _e	56.6	-39.7	-29.9	49.8	216
G75B_100_100 _e	52.7	-21.1	-44.1	48.9	244
B00R_100_100 _e	37.9	1.3	-45.4	45.4	271
B25R_100_100 _e	26.7	26.6	-45.8	52.9	300
B50R_100_100 _e	34.8	49.2	-30.0	57.7	328
B75R_100_100 _e	47.3	71.5	-9.9	72.1	352

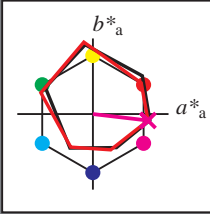


Input og output: Offset-Reflektiv-System ORS18a for relativ CIELAB fargetone $h_{ab,a,rel} = h_{ab}/360 = 353/360 = 0.98$

$H^*_d = B50R_d$

Data for ethvert apparat (d) eller elementærfarge (e):

HIC^*_d
fargetonetekst for fargene på denne siden:
 $H^*_d = B50R_d$
trekantslyshet T^*



ORS20a; adapterte (a) CIELAB data

navn	$L^*=L^*_a$	a^*_a	b^*_a	$C^*_{ab,a}$	$h^*_{ab,a}$
R _{d, Ma}	47.3	63.8	41.2	76.0	32
Y _{d, Ma}	88.3	-11.9	95.1	95.8	97
G _{d, Ma}	51.9	-68.8	28.1	74.3	157
C _{d, Ma}	58.3	-29.2	-43.7	52.6	236
B _{d, Ma}	25.3	23.5	-47.3	52.8	296
M _{d, Ma}	48.2	72.8	-8.5	73.3	353
N _{d, Ma}	17.7	0.0	0.0	0.0	0
W _{d, Ma}	95.4	0.0	0.0	0.0	0
R _{d, CIE}	39.9	58.7	27.9	65.0	25
Y _{d, CIE}	81.2	-2.8	71.5	71.6	92
G _{d, CIE}	52.2	-42.4	13.6	44.5	162
B _{d, CIE}	30.5	1.4	-46.4	46.4	271

Data for maksimalfarge (Ma):

$LabCh^*_{d, Ma}$: 48 72 -8 73 353

$HIC^*_{d, Ma}$: B50R_100_100d

$rgbic^*_{d, Ma}$:

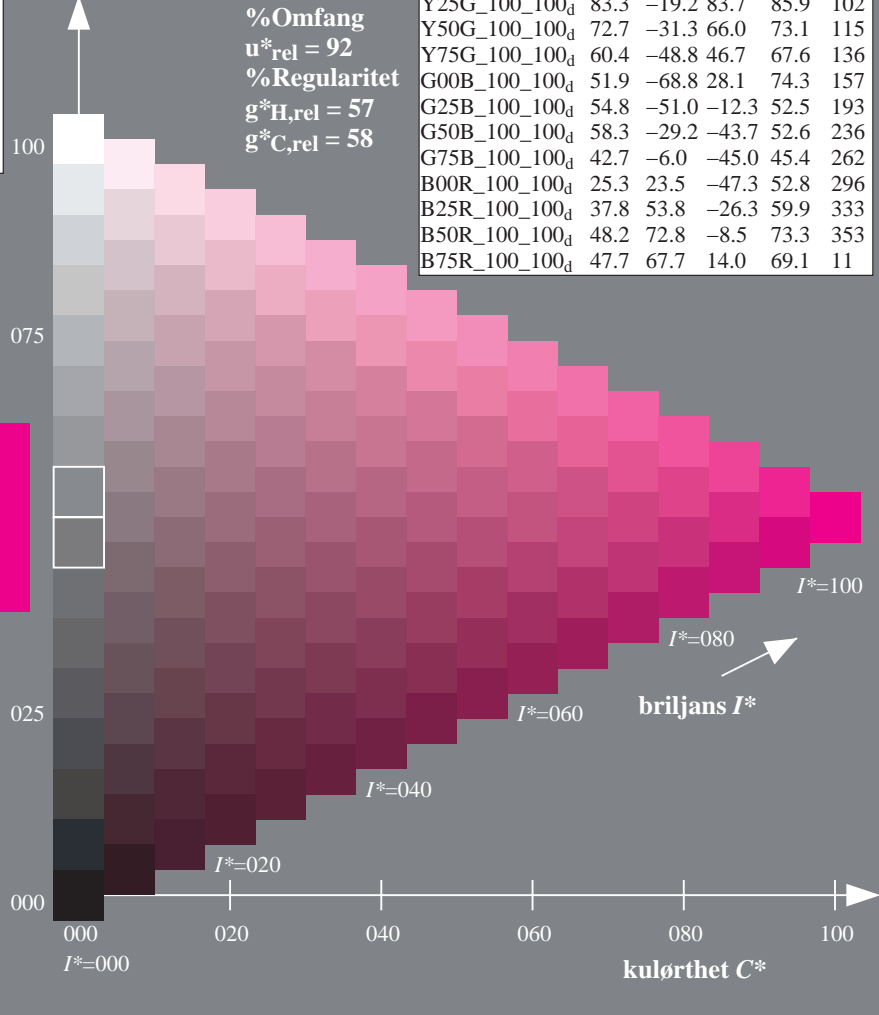
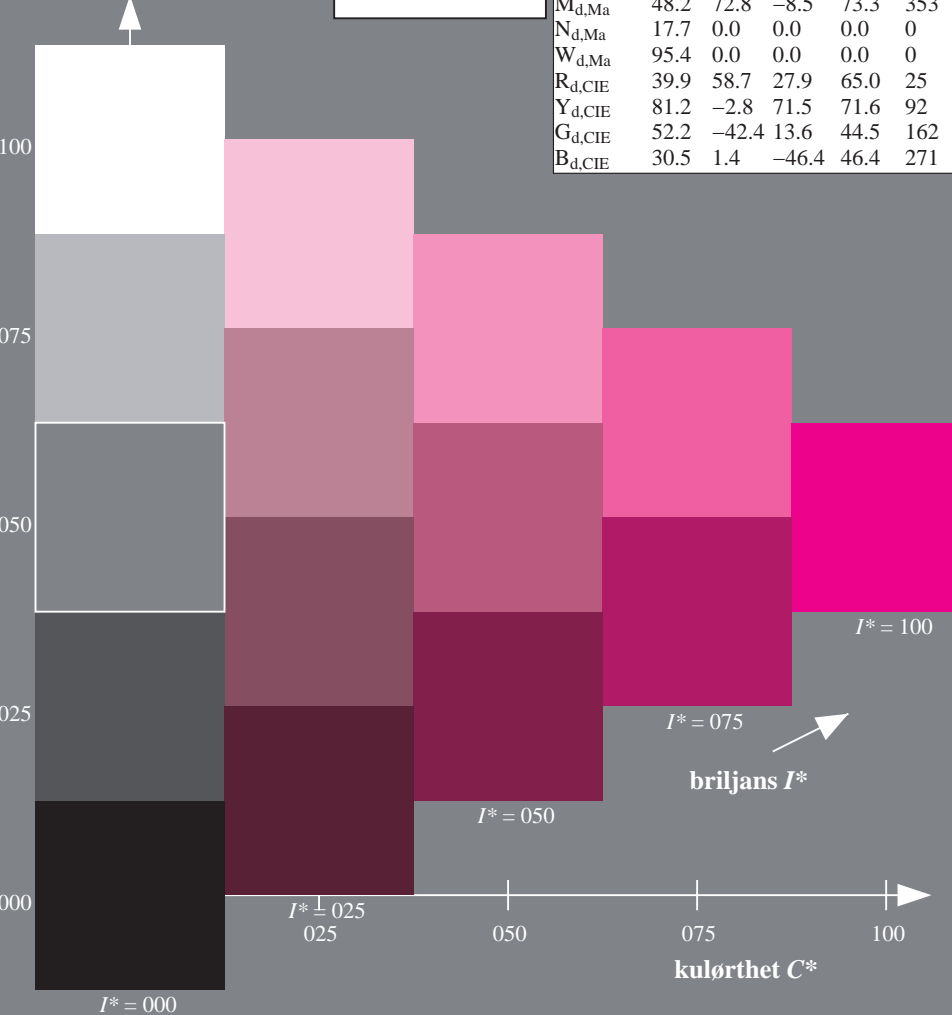
1.0 0.0 1.0 1.0 1.0

trekantslyshet T^*

%Omfang
 $u^*_{rel} = 92$
%Regularitet
 $g^*_{H, rel} = 57$
 $g^*_{C, rel} = 58$

ORS20a; adapterte (a) CIELAB data

H^*_d	$L^*=L^*_a$	a^*_a	b^*_a	$C^*_{ab,a}$	$h^*_{ab,a}$
R00Y_100_100 _d	47.3	63.8	41.2	76.0	32
R25Y_100_100 _d	55.3	45.8	52.2	69.5	48
R50Y_100_100 _d	67.2	22.6	67.6	71.2	71
R75Y_100_100 _d	79.9	1.0	83.9	83.9	89
Y00G_100_100 _d	88.3	-11.9	95.1	95.8	97
Y25G_100_100 _d	83.3	-19.2	83.7	85.9	102
Y50G_100_100 _d	72.7	-31.3	66.0	73.1	115
Y75G_100_100 _d	60.4	-48.8	46.7	67.6	136
G00B_100_100 _d	51.9	-68.8	28.1	74.3	157
G25B_100_100 _d	54.8	-51.0	-12.3	52.5	193
G50B_100_100 _d	58.3	-29.2	-43.7	52.6	236
G75B_100_100 _d	42.7	-6.0	-45.0	45.4	262
B00R_100_100 _d	25.3	23.5	-47.3	52.8	296
B25R_100_100 _d	37.8	53.8	-26.3	59.9	333
B50R_100_100 _d	48.2	72.8	-8.5	73.3	353
B75R_100_100 _d	47.7	67.7	14.0	69.1	11

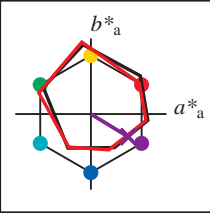


Input og output: Offset-Reflektiv-System ORS18a for relativ CIELAB fargetone $h_{ab,a,rel} = h_{ab}/360 = 328/360 = 0.91$

$H^*_e = B50R_e$

Data for ethvert apparat (d) eller elementærfarge (e):

HIC^*_e
fargetonetekst for fargene på denne siden:
 $H^*_e = B50R_e$
trekantslyshet T^*



ORS20a; adapterte (a) CIELAB data

navn	$L^*=L^*_a$	a^*_a	b^*_a	$C^*_{ab,a}$	$h^*_{ab,a}$
R _e ,Ma	47.6	64.9	30.9	71.9	25
Y _e ,Ma	82.9	-3.5	87.8	87.9	92
G _e ,Ma	52.4	-67.1	21.5	70.5	162
C _e ,Ma	56.6	-39.7	-29.9	49.8	216
B _e ,Ma	37.9	1.3	-45.4	45.4	271
M _e ,Ma	34.8	49.2	-30.0	57.7	328
N _e ,Ma	17.7	0.0	0.0	0.0	0
W _e ,Ma	95.4	0.0	0.0	0.0	0
R _e ,CIE	39.9	58.7	27.9	65.0	25
Y _e ,CIE	81.2	-2.8	71.5	71.6	92
G _e ,CIE	52.2	-42.4	13.6	44.5	162
B _e ,CIE	30.5	1.4	-46.4	46.4	271

Data for maksimalfarge (Ma):

$LabCh^*_{e, Ma}: 34\ 49\ -30\ 57\ 328$

$HIC^*_{e, Ma}: B50R_100_100_e$

$rgbic^*_{e, Ma}: 0.4\ 0.0\ 1.0\ 1.0\ 1.0$

trekantslyshet T^*

%Omfang
 $u^*_{rel} = 92$
%Regularitet
 $g^*_{H,rel} = 57$
 $g^*_{C,rel} = 58$

ORS20a; adapterte (a) CIELAB data

H^*_e	$L^*=L^*_a$	a^*_a	b^*_a	$C^*_{ab,a}$	$h^*_{ab,a}$
R00Y_100_100 _e	47.6	64.9	30.9	71.9	25
R25Y_100_100 _e	51.5	54.2	47.2	71.9	41
R50Y_100_100 _e	60.3	35.6	59.0	68.9	58
R75Y_100_100 _e	70.4	17.0	72.2	74.1	76
Y00G_100_100 _e	82.9	-3.5	87.8	87.9	92
Y25G_100_100 _e	76.9	-25.5	75.9	80.1	108
Y50G_100_100 _e	65.8	-41.4	54.4	68.3	127
Y75G_100_100 _e	56.9	-56.3	38.1	68.0	145
G00B_100_100 _e	52.4	-67.1	21.5	70.5	162
G25B_100_100 _e	54.6	-53.2	-9.0	53.9	189
G50B_100_100 _e	56.6	-39.7	-29.9	49.8	216
G75B_100_100 _e	52.7	-21.1	-44.1	48.9	244
B00R_100_100 _e	37.9	1.3	-45.4	45.4	271
B25R_100_100 _e	26.7	26.6	-45.8	52.9	300
B50R_100_100 _e	34.8	49.2	-30.0	57.7	328
B75R_100_100 _e	47.3	71.5	-9.9	72.1	352

