http://130.149.60.45/~farbmetrik/RI99/RI99L0NP.PDF /.PS; cominciare l'uscita
N: nessun 3D-linearizzazione (OL) nel file (F) o PS-startup (S), pagina 1/2

vedere dei file simili: http://130.149.60.45/~farbmetrik/RI99/RI99.HTM
informazioni tecniche: http://www.ps.bam.de o http://130.149.60.45/~farbmetrik

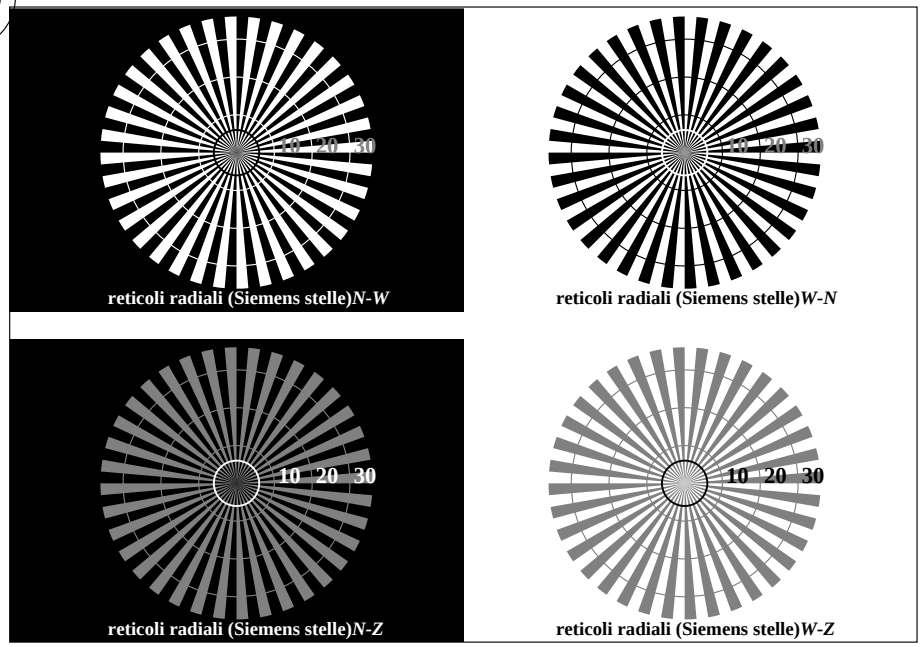

RI990-3, Fig. A1W-: Elemento A: reticoli radiali *N−W*, *W−N*, *N−Z* i *W−Z*; PS operator: *w* setgray*

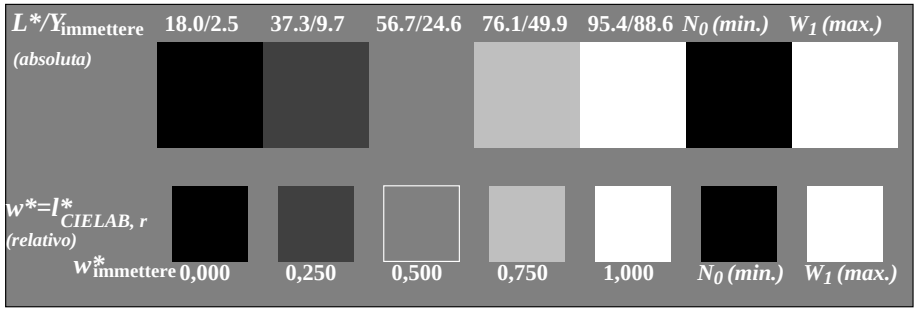

RI990-5, Fig. A2W-: Elemento B: 5 equidistante *L**grigio passi + *N0* + *W1*; PS operator: *w* setgray*

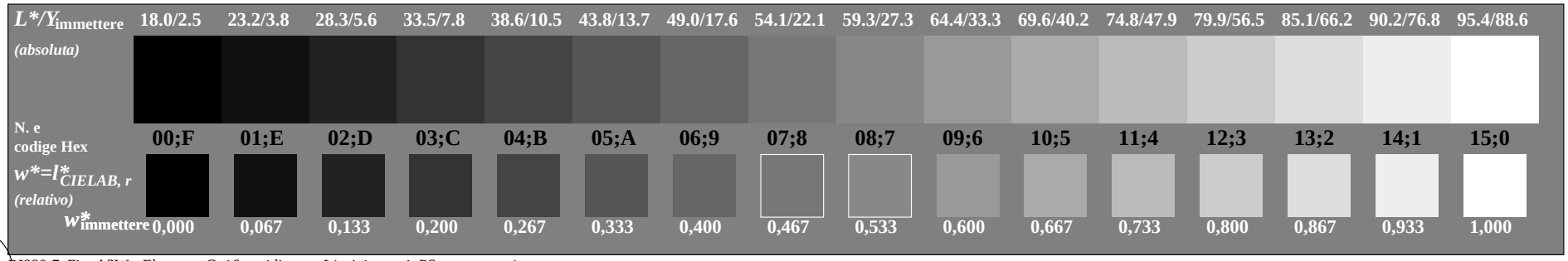

RI990-7, Fig. A3W-: Elemento C: 16 equidistante *L**grigio passi; PS operator: *w* setgray*



RI991-1, Fig. A4W-: Elemento D: anelli di Landolt *W-N*; PS operator: *w* setgray*

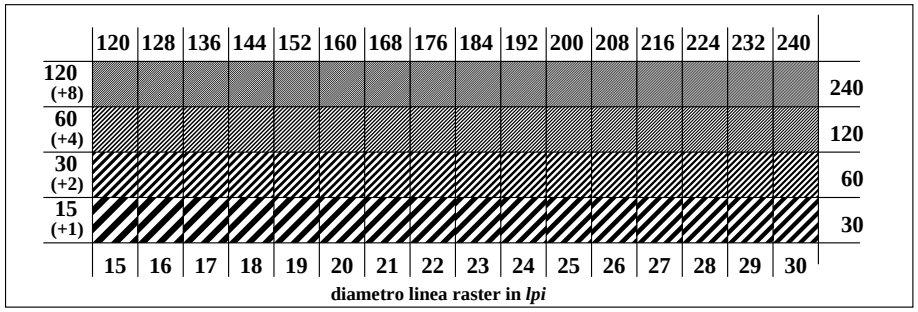

RI991-3, Fig. A5W-: Elemento E: Linea raster a 45° (o 135°) gradi; PS operator: *w* setgray*

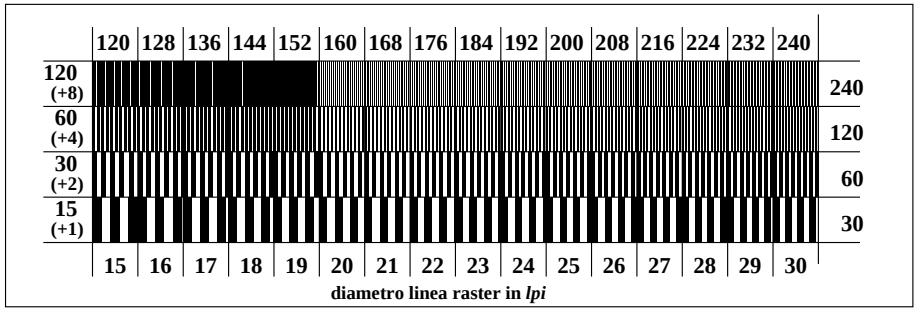

RI991-5, Fig. A6W-: Elemento F: Linea raster a 90° (o 180°) gradi; PS operator: *w* setgray*

TUB iscrizione: 20150901-RI99/RI99L0NP.PDF /.PS
la domanda per la misura di stampa di display
TUB materiale: code=rha4ta

grafico RI99; ME16(ISO 9241−306), 3(ISO/IEC 15775)
prova acromatica grafico *N*

immettree: *rgb/cmyk −> rgb/cmyk*
uscita: nessun cambiamento