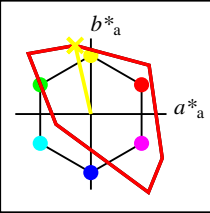


Ein- und Ausgabe: Fernseh-Lichtfarben-System TLS00a für relativen CIELAB-Bunnton  $h_{ab,a,rel} = h_{ab}/360 = 102/360 = 0.28$

$H^*_d = Y00G_d$

Daten für jede Geräte- (d) oder Elementarfarbe (e):

$HIC^*_d$   
 Bunttext für die Farben dieser Seite:  
 $H^*_d = Y00G_d$   
 Dreiecks-Helligkeit  $T^*$



**TLS00a; adaptierte CIELAB-Daten**

Name	$L^*=L^*_a$	$a^*_a$	$b^*_a$	$C^*_{ab,a}$	$h^*_{ab,a}$
R <sub>d, Ma</sub>	50.4	76.9	64.5	100.4	40
Y <sub>d, Ma</sub>	92.6	-20.7	90.7	93.0	102
G <sub>d, Ma</sub>	83.6	-82.7	79.8	115.0	136
C <sub>d, Ma</sub>	86.8	-46.1	-13.5	48.1	196
B <sub>d, Ma</sub>	30.3	76.0	-103.5	128.5	306
M <sub>d, Ma</sub>	57.2	94.3	-58.4	110.9	328
N <sub>d, Ma</sub>	0.0	0.0	0.0	0.0	0
W <sub>d, Ma</sub>	95.4	0.0	0.0	0.0	0
R <sub>d, CIE</sub>	39.9	58.7	27.9	65.0	25
Y <sub>d, CIE</sub>	81.2	-2.8	71.5	71.6	92
G <sub>d, CIE</sub>	52.2	-42.4	13.6	44.5	162
B <sub>d, CIE</sub>	30.5	1.4	-46.4	46.4	271

Daten für Maximalfarbe (Ma):

$LabCh^*_d, Ma: 92 -20 90 93 102$

$HIC^*_d, Ma: Y00G_{100_{100d}}$

$rgbic^*_d, Ma:$

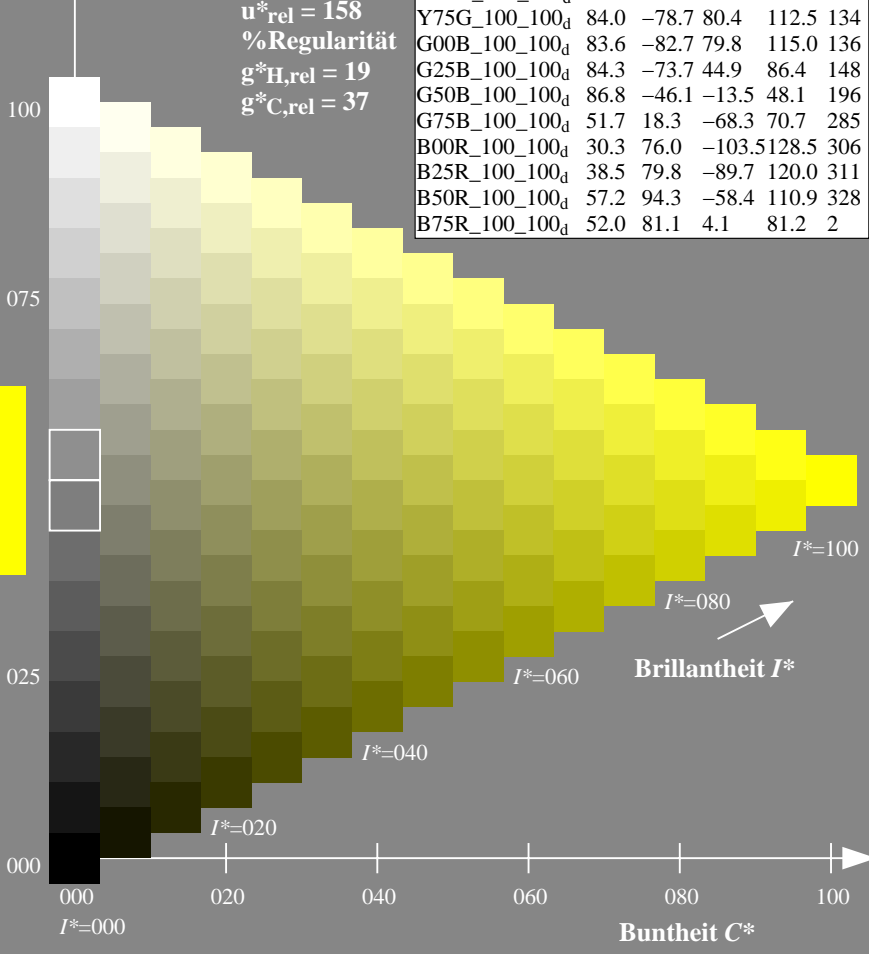
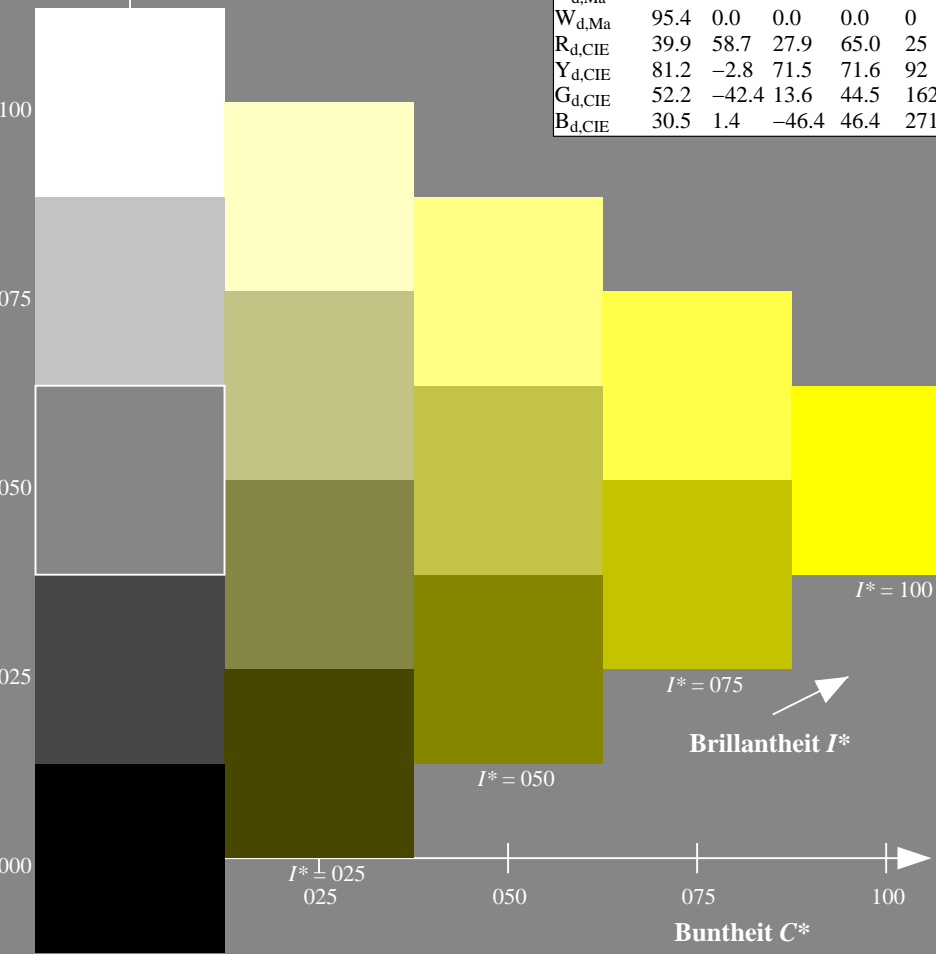
1.0 1.0 0.0 1.0 1.0

Dreiecks-Helligkeit  $T^*$

%Umfang  
 $u^*_{rel} = 158$   
 %Regularität  
 $g^*_{H, rel} = 19$   
 $g^*_{C, rel} = 37$

**TLS00a; adaptierte CIELAB-Daten**

$H^*_d$	$L^*=L^*_a$	$a^*_a$	$b^*_a$	$C^*_{ab,a}$	$h^*_{ab,a}$
R00Y_100_100 <sub>d</sub>	50.4	76.9	64.5	100.4	40
R25Y_100_100 <sub>d</sub>	53.7	67.6	65.8	94.4	44
R50Y_100_100 <sub>d</sub>	63.6	41.3	71.0	82.2	59
R75Y_100_100 <sub>d</sub>	78.2	7.8	80.6	81.0	84
Y00G_100_100 <sub>d</sub>	92.6	-20.7	90.7	93.0	102
Y25G_100_100 <sub>d</sub>	88.7	-43.3	86.2	96.5	116
Y50G_100_100 <sub>d</sub>	85.7	-65.2	82.4	105.1	128
Y75G_100_100 <sub>d</sub>	84.0	-78.7	80.4	112.5	134
G00B_100_100 <sub>d</sub>	83.6	-82.7	79.8	115.0	136
G25B_100_100 <sub>d</sub>	84.3	-73.7	44.9	86.4	148
G50B_100_100 <sub>d</sub>	86.8	-46.1	-13.5	48.1	196
G75B_100_100 <sub>d</sub>	51.7	18.3	-68.3	70.7	285
B00R_100_100 <sub>d</sub>	30.3	76.0	-103.5	128.5	306
B25R_100_100 <sub>d</sub>	38.5	79.8	-89.7	120.0	311
B50R_100_100 <sub>d</sub>	57.2	94.3	-58.4	110.9	328
B75R_100_100 <sub>d</sub>	52.0	81.1	4.1	81.2	2

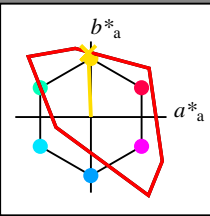


Ein- und Ausgabe: Fernseh-Lichtfarben-System TLS00a für relativen CIELAB-Bunnton  $h_{ab,a,rel} = h_{ab}/360 = 92/360 = 0.25$

$H^*_e = Y00G_e$

Daten für jede Geräte- (d) oder Elementarfarbe (e):

$HIC^*_e$   
 Bunttontext für die Farben dieser Seite:  
 $H^*_e = Y00G_e$   
 Dreiecks-Helligkeit  $T^*$



**TLS00a; adaptierte CIELAB-Daten**

Name	$L^*=L^*_a$	$a^*_a$	$b^*_a$	$C^*_{ab,a}$	$h^*_{ab,a}$
R <sub>e,Ma</sub>	50.9	78.3	37.3	86.7	25
Y <sub>e,Ma</sub>	83.7	-3.4	84.5	84.5	92
G <sub>e,Ma</sub>	85.1	-64.6	20.7	67.9	162
C <sub>e,Ma</sub>	79.0	-34.2	-25.7	42.8	216
B <sub>e,Ma</sub>	59.2	1.7	-56.6	56.6	271
M <sub>e,Ma</sub>	57.1	94.1	-57.4	110.3	328
N <sub>e,Ma</sub>	0.0	0.0	0.0	0.0	0
W <sub>e,Ma</sub>	95.4	0.0	0.0	0.0	0
R <sub>e,CIE</sub>	39.9	58.7	27.9	65.0	25
Y <sub>e,CIE</sub>	81.2	-2.8	71.5	71.6	92
G <sub>e,CIE</sub>	52.2	-42.4	13.6	44.5	162
B <sub>e,CIE</sub>	30.5	1.4	-46.4	46.4	271

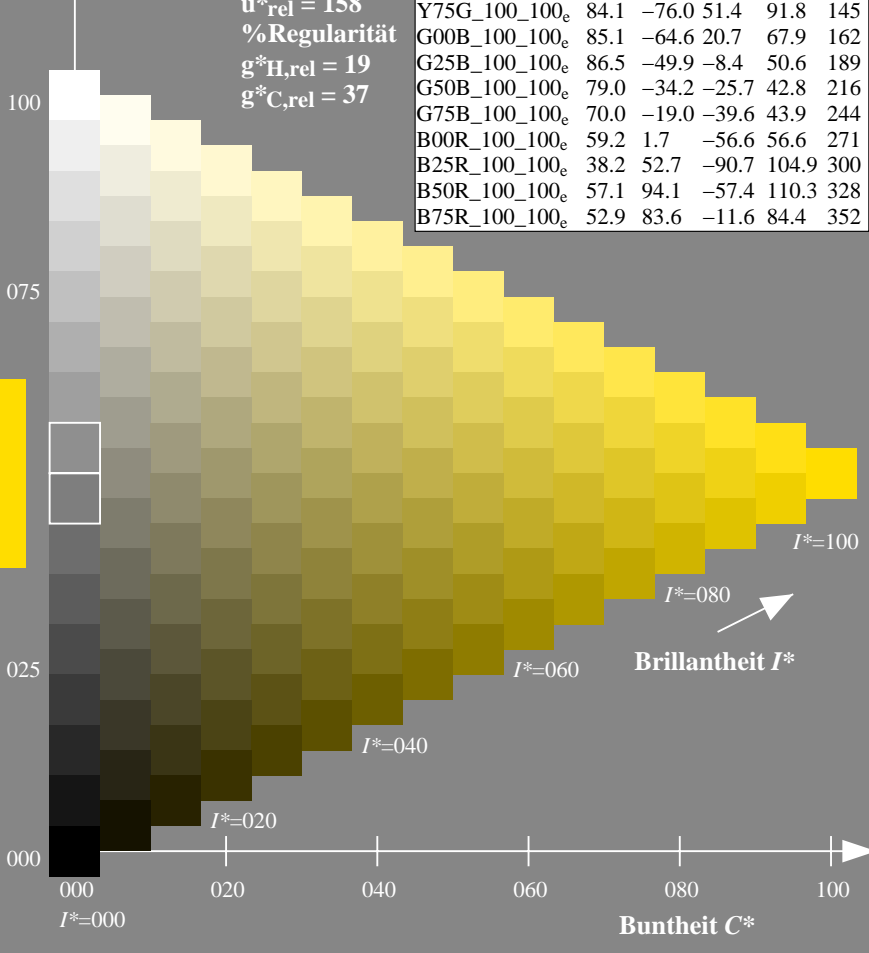
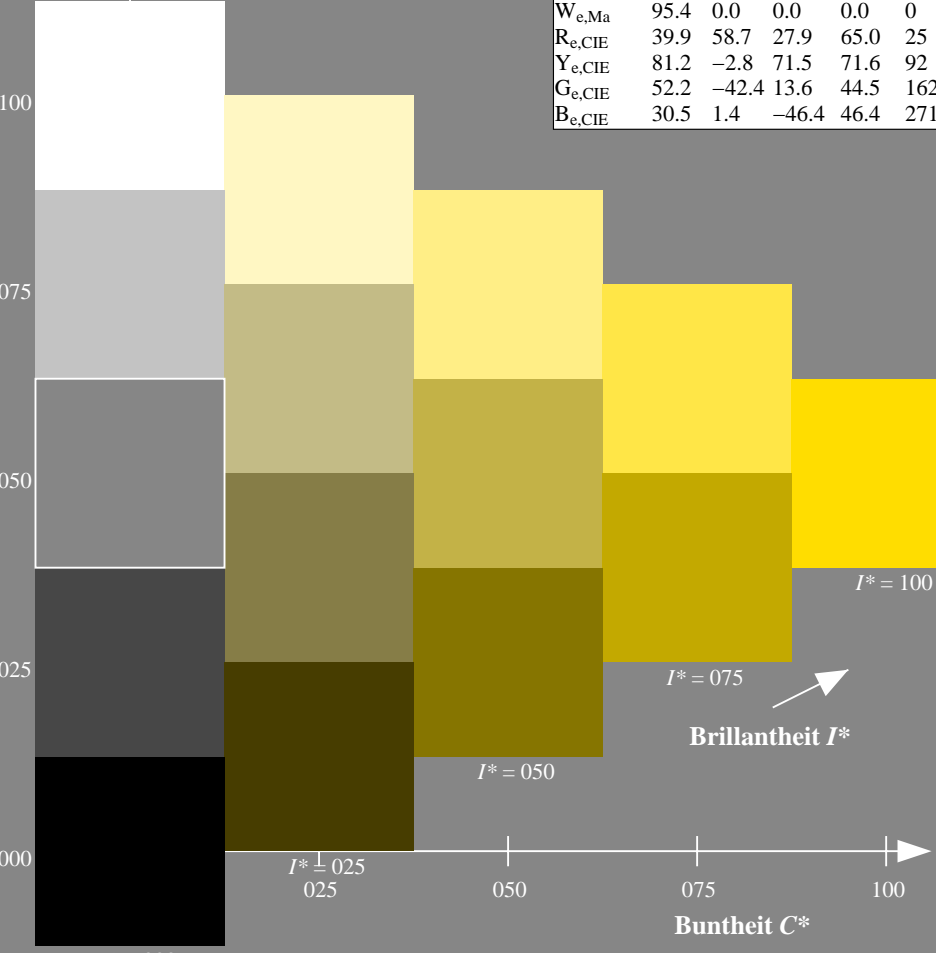
Daten für Maximalfarbe (Ma):

$LabCh^*_{e,Ma}$ : 83 -3 84 84 92  
 $HIC^*_{e,Ma}$ : Y00G\_100\_100<sub>e</sub>  
 $rgbic^*_{e,Ma}$ : 1.0 0.85 0.0 1.0 1.0

**TLS00a; adaptierte CIELAB-Daten**

$H^*_e$	$L^*=L^*_a$	$a^*_a$	$b^*_a$	$C^*_{ab,a}$	$h^*_{ab,a}$
R00Y_100_100 <sub>e</sub>	50.9	78.3	37.3	86.7	25
R25Y_100_100 <sub>e</sub>	51.3	74.4	64.8	98.7	41
R50Y_100_100 <sub>e</sub>	63.1	42.7	70.8	82.7	58
R75Y_100_100 <sub>e</sub>	73.5	18.3	77.7	79.8	76
Y00G_100_100 <sub>e</sub>	83.7	-3.4	84.5	84.5	92
Y25G_100_100 <sub>e</sub>	91.0	-29.9	88.9	93.8	108
Y50G_100_100 <sub>e</sub>	85.9	-63.0	82.8	104.1	127
Y75G_100_100 <sub>e</sub>	84.1	-76.0	51.4	91.8	145
G00B_100_100 <sub>e</sub>	85.1	-64.6	20.7	67.9	162
G25B_100_100 <sub>e</sub>	86.5	-49.9	-8.4	50.6	189
G50B_100_100 <sub>e</sub>	79.0	-34.2	-25.7	42.8	216
G75B_100_100 <sub>e</sub>	70.0	-19.0	-39.6	43.9	244
B00R_100_100 <sub>e</sub>	59.2	1.7	-56.6	56.6	271
B25R_100_100 <sub>e</sub>	38.2	52.7	-90.7	104.9	300
B50R_100_100 <sub>e</sub>	57.1	94.1	-57.4	110.3	328
B75R_100_100 <sub>e</sub>	52.9	83.6	-11.6	84.4	352

Dreiecks-Helligkeit  $T^*$   
 %Umfang  $u^*_{rel} = 158$   
 %Regularität  $g^*_{H,rel} = 19$   
 $g^*_{C,rel} = 37$

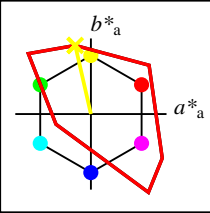


Ein- und Ausgabe: Fernseh-Lichtfarben-System TLS00a für relativen CIELAB-Bunnton  $h_{ab,a,rel} = h_{ab}/360 = 102/360 = 0.28$

$H^*_d = Y00G_d$

Daten für jede Geräte- (d) oder Elementarfarbe (e):

$HIC^*_d$   
 Bunttext für die Farben dieser Seite:  
 $H^*_d = Y00G_d$   
 Dreiecks-Helligkeit  $T^*$



**TLS00a; adaptierte CIELAB-Daten**

Name	$L^*=L^*_a$	$a^*_a$	$b^*_a$	$C^*_{ab,a}$	$h^*_{ab,a}$
R <sub>d, Ma</sub>	50.4	76.9	64.5	100.4	40
Y <sub>d, Ma</sub>	92.6	-20.7	90.7	93.0	102
G <sub>d, Ma</sub>	83.6	-82.7	79.8	115.0	136
C <sub>d, Ma</sub>	86.8	-46.1	-13.5	48.1	196
B <sub>d, Ma</sub>	30.3	76.0	-103.5	128.5	306
M <sub>d, Ma</sub>	57.2	94.3	-58.4	110.9	328
N <sub>d, Ma</sub>	0.0	0.0	0.0	0.0	0
W <sub>d, Ma</sub>	95.4	0.0	0.0	0.0	0
R <sub>d, CIE</sub>	39.9	58.7	27.9	65.0	25
Y <sub>d, CIE</sub>	81.2	-2.8	71.5	71.6	92
G <sub>d, CIE</sub>	52.2	-42.4	13.6	44.5	162
B <sub>d, CIE</sub>	30.5	1.4	-46.4	46.4	271

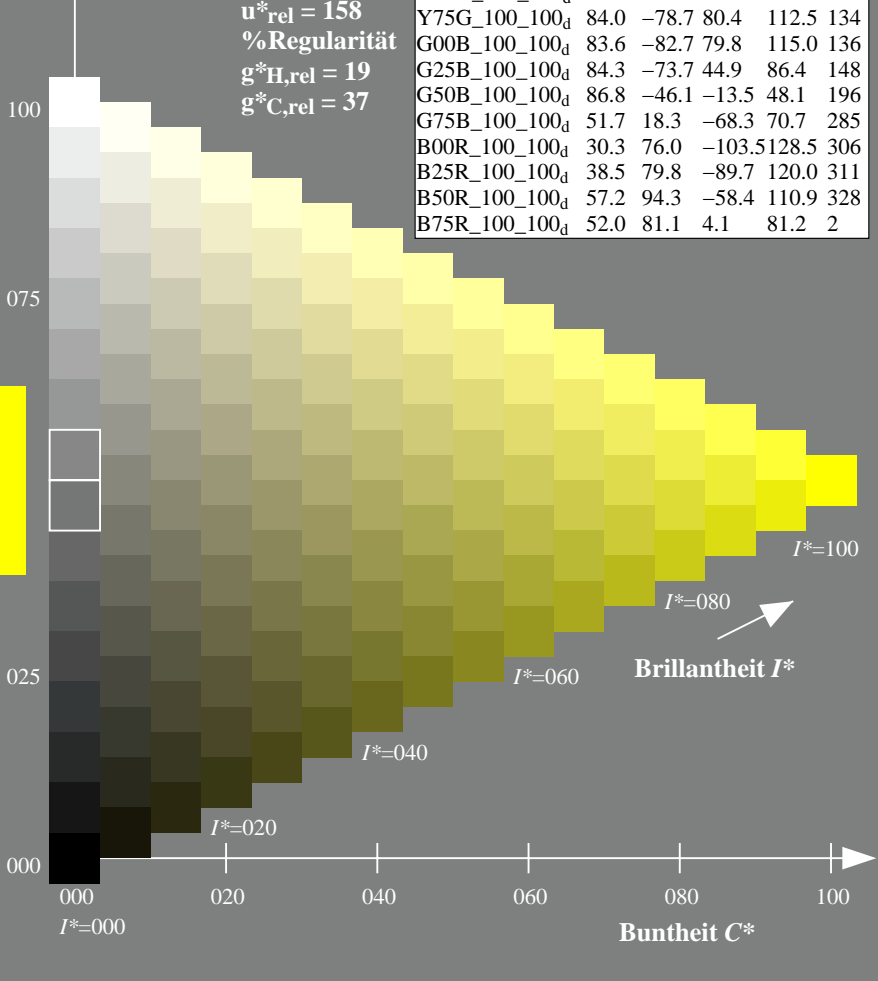
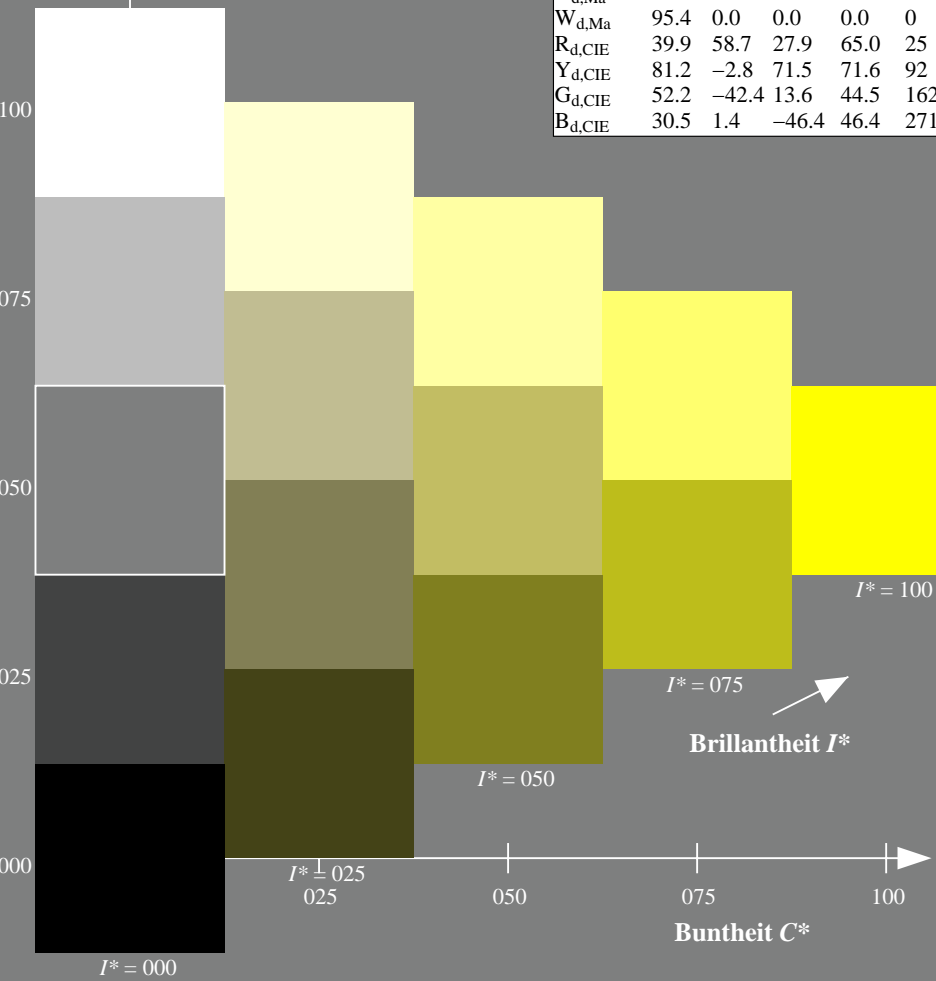
Daten für Maximalfarbe (Ma):

$LabCh^*_d, Ma$ : 92 -20 90 93 102  
 $HIC^*_d, Ma$ : Y00G\_100\_100d  
 $rgbic^*_d, Ma$ :  
 1.0 1.0 0.0 1.0 1.0

**TLS00a; adaptierte CIELAB-Daten**

$H^*_d$	$L^*=L^*_a$	$a^*_a$	$b^*_a$	$C^*_{ab,a}$	$h^*_{ab,a}$
R00Y_100_100 <sub>d</sub>	50.4	76.9	64.5	100.4	40
R25Y_100_100 <sub>d</sub>	53.7	67.6	65.8	94.4	44
R50Y_100_100 <sub>d</sub>	63.6	41.3	71.0	82.2	59
R75Y_100_100 <sub>d</sub>	78.2	7.8	80.6	81.0	84
Y00G_100_100 <sub>d</sub>	92.6	-20.7	90.7	93.0	102
Y25G_100_100 <sub>d</sub>	88.7	-43.3	86.2	96.5	116
Y50G_100_100 <sub>d</sub>	85.7	-65.2	82.4	105.1	128
Y75G_100_100 <sub>d</sub>	84.0	-78.7	80.4	112.5	134
G00B_100_100 <sub>d</sub>	83.6	-82.7	79.8	115.0	136
G25B_100_100 <sub>d</sub>	84.3	-73.7	44.9	86.4	148
G50B_100_100 <sub>d</sub>	86.8	-46.1	-13.5	48.1	196
G75B_100_100 <sub>d</sub>	51.7	18.3	-68.3	70.7	285
B00R_100_100 <sub>d</sub>	30.3	76.0	-103.5	128.5	306
B25R_100_100 <sub>d</sub>	38.5	79.8	-89.7	120.0	311
B50R_100_100 <sub>d</sub>	57.2	94.3	-58.4	110.9	328
B75R_100_100 <sub>d</sub>	52.0	81.1	4.1	81.2	2

Dreiecks-Helligkeit  $T^*$   
 %Umfang  
 $u^*_{rel} = 158$   
 %Regularität  
 $g^*_{H,rel} = 19$   
 $g^*_{C,rel} = 37$

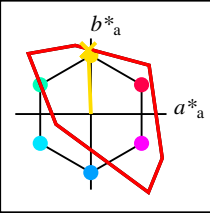


Ein- und Ausgabe: Fernseh-Lichtfarben-System TLS00a für relativen CIELAB-Bunnton  $h_{ab,a,rel} = h_{ab}/360 = 92/360 = 0.25$

$H^*_e = Y00G_e$

Daten für jede Geräte- (d) oder Elementarfarbe (e):

$HIC^*_e$   
 Bunttontext für die Farben dieser Seite:  
 $H^*_e = Y00G_e$   
 Dreiecks-Helligkeit  $T^*$



**TLS00a; adaptierte CIELAB-Daten**

Name	$L^*=L^*_a$	$a^*_a$	$b^*_a$	$C^*_{ab,a}$	$h^*_{ab,a}$
R <sub>e,Ma</sub>	50.9	78.3	37.3	86.7	25
Y <sub>e,Ma</sub>	83.7	-3.4	84.5	84.5	92
G <sub>e,Ma</sub>	85.1	-64.6	20.7	67.9	162
C <sub>e,Ma</sub>	79.0	-34.2	-25.7	42.8	216
B <sub>e,Ma</sub>	59.2	1.7	-56.6	56.6	271
M <sub>e,Ma</sub>	57.1	94.1	-57.4	110.3	328
N <sub>e,Ma</sub>	0.0	0.0	0.0	0.0	0
W <sub>e,Ma</sub>	95.4	0.0	0.0	0.0	0
R <sub>e,CIE</sub>	39.9	58.7	27.9	65.0	25
Y <sub>e,CIE</sub>	81.2	-2.8	71.5	71.6	92
G <sub>e,CIE</sub>	52.2	-42.4	13.6	44.5	162
B <sub>e,CIE</sub>	30.5	1.4	-46.4	46.4	271

Daten für Maximalfarbe (Ma):

$LabCh^*_{e,Ma}$ : 83 -3 84 84 92  
 $HIC^*_{e,Ma}$ : Y00G\_100\_100<sub>e</sub>  
 $rgbic^*_{e,Ma}$ : 1.0 0.85 0.0 1.0 1.0

**TLS00a; adaptierte CIELAB-Daten**

$H^*_e$	$L^*=L^*_a$	$a^*_a$	$b^*_a$	$C^*_{ab,a}$	$h^*_{ab,a}$
R00Y_100_100 <sub>e</sub>	50.9	78.3	37.3	86.7	25
R25Y_100_100 <sub>e</sub>	51.3	74.4	64.8	98.7	41
R50Y_100_100 <sub>e</sub>	63.1	42.7	70.8	82.7	58
R75Y_100_100 <sub>e</sub>	73.5	18.3	77.7	79.8	76
Y00G_100_100 <sub>e</sub>	83.7	-3.4	84.5	84.5	92
Y25G_100_100 <sub>e</sub>	91.0	-29.9	88.9	93.8	108
Y50G_100_100 <sub>e</sub>	85.9	-63.0	82.8	104.1	127
Y75G_100_100 <sub>e</sub>	84.1	-76.0	51.4	91.8	145
G00B_100_100 <sub>e</sub>	85.1	-64.6	20.7	67.9	162
G25B_100_100 <sub>e</sub>	86.5	-49.9	-8.4	50.6	189
G50B_100_100 <sub>e</sub>	79.0	-34.2	-25.7	42.8	216
G75B_100_100 <sub>e</sub>	70.0	-19.0	-39.6	43.9	244
B00R_100_100 <sub>e</sub>	59.2	1.7	-56.6	56.6	271
B25R_100_100 <sub>e</sub>	38.2	52.7	-90.7	104.9	300
B50R_100_100 <sub>e</sub>	57.1	94.1	-57.4	110.3	328
B75R_100_100 <sub>e</sub>	52.9	83.6	-11.6	84.4	352

Dreiecks-Helligkeit  $T^*$   
 %Umfang  $u^*_{rel} = 158$   
 %Regularität  $g^*_{H,rel} = 19$   
 $g^*_{C,rel} = 37$

