


Equality of grey series by four grey definitions (Yes/No decision)

Layout example: 16 step grey series with four grey definitions



Black N 16 steps White W

There are two basic colours on each page:
Black N and White W in mean grey background.
There are adjacent (upper row)
and separate grey samples (lower row).
This gives eight grey series.
In each column the four adjacent greys
should be equal.
The four grey series are defined by four
different PS-operators.

This test uses only the four upper adjacent grey series N–W.

For the upper grey series and in each column the four greys should be equal for **all** the 16 steps.

Are in each column the four greys for all the 16 steps equal? underline: Yes/No

Only in case of "No":

Is row no. 3 most different compared to all others ?

underline: Yes/No

Are the series no. 1, no. 2, and no. 4 equal?

underline: Yes/No

Only in case of "No":

Are the rows no. 2 and no. 4 equal ?

underline: Yes/No

Remarks, e. q. other equality:

.....

Part 1

OE740–3N-130-1

Documentation of file format, hardware and software for this test:

PDF-File: <http://130.149.60.45/farbmetrik/OE74/OE74L0NP.PDF> underline: Yes/No

PS-File: <http://130.149.60.45/farbmetrik/OE74/OE74L0NA.PS> or underline: Yes/No

Used computer operating system:

either one of Windows/Mac/Unix/other and version:.....

This evaluation is for the device output: underline: monitor/data projector/printer

Device model, driver and version:.....

Device output with PDF/PS-file: underline: PDF/PS-file

For device output with PDF-file OE74L0NP.PDF:

either PDF-file transfer "download, copy" to PDF device:.....

or with computer system interpretation by "Display-PDF":.....

or with software e. g. Adobe-Reader/-Acrobat and version:.....

or with software e. g. Ghostscript and version:.....

For device output with PS-file OE74L0NA.PS:

either PS-file transfer "download, copy" to PS device:.....

or with computer system interpretation by "Display-PS":.....

or with software e. g. Ghostscript and version:.....

or with software e. g. Mac-Yap and version:.....

Special remarks: Special remarks, e. g. output of Landscape (L)

.....

.....


.....

Part 3

OE740–7N-130-1

Discriminability of 16 step grey series by four grey definitions (Yes/No decision)

Layout example: 16 step grey series with four grey definitions



Black N 16 steps, 15 differences White W

There are two basic colours on each page:
Black N and White W in mean grey background.
There are adjacent (upper row)
and separate grey samples (lower row).
This gives eight grey series.
The adjacent and separated are identical.
Separated greys are less distinguishable.
Any grey colour is defined by four different
PS-operators in four rows

All the 16 steps of the eight series N–W should be distinguishable

Are all 15 grey differences of the eight rows distinguishable? underline: Yes/No

Only in case of "No":

Test of adjacent grey samples (four upper rows):

Are the 15 grey differences of the four series distinguishable?

underline: Yes/No

Only in case of "No":

Are the 15 grey differences of series no. 1 distinguishable?

underline: Yes/No

Are the 15 grey differences of series no. 2 distinguishable?

underline: Yes/No

Are the 15 grey differences of series no. 3 distinguishable?

underline: Yes/No

Are the 15 grey differences of series no. 4 distinguishable?

underline: Yes/No

Remarks:

Part 2

OE741–3-130-1

Documentation of assessor colour vision properties for visual assessment

The assessor has **normal** colour vision according to one test:

either according to DIN 6160:1996 with Anomaloskop of Nagel

or with test charts using colour points according to Ishihara

or tested with, please specify:

underline: Yes/No

underline: Yes/unknown

underline: Yes/unknown

underline: Yes/unknown

For visual evaluation of the display (monitor, data projector) output

Office workplace illumination is daylight (clouded/north sky)

underline: Yes/No

PDF file: <http://130.149.60.45/farbmetrik/OE74/OE74F1P2.PDF>

underline: Yes/No

PS file: <http://130.149.60.45/farbmetrik/OE74/OE74F1P2.PS>

underline: Yes/No

Picture A7-130-2: contrast range: (>F:0) (F:0) (E:0) (D:0) (C:0) (A:0) (9:0) (7:0) (5:0) (3:0) (<3:0)

compare standard print output according to ISO/IEC 15775 with range F:0 underline: range

Remark: In daylighted offices the contrast range is in many cases:

on display between: >F:0 and E:0 (monitor), D:0 and 3:0 (data projector)

Only for optional colorimetric specification with PDF/PS file output

PDF-File: <http://130.149.60.45/farbmetrik/OE74/OE74F1P2.PDF>

picture A7-130-2

underline: Yes/No

PS-File: <http://130.149.60.45/farbmetrik/OE74/OE74F1P2.PS>

picture A7-130-2

or underline: Yes/No

colour measurement and specification for:

CIE standard illuminant D65, 2 degree observer, CIE 45/0 geometry:

underline: Yes/No

If No, please give other parameters:

Colorimetric specification with PS file for colours in the columns A to T

Exchange of CIELAB data in file www.ps.bam.de/De17/10L/L17e00NP.PS and transfer

of the PS-file L17e00NP.PS in PDF-file L17e00NP.PDF

underline: Yes/No

If No, please describe other method:


Part 4

OE741–7N-130-1

OE74: Form A for test chart 1 according to DIN 33872-3; 1MR, DHinput: 000n/w/cmy0/rgb(->rgb*d₀)
Equality and Discriminability (Yes/No decision) output 130-1: g_P=1.0; g_N=1.0

Equality of grey series by four grey definitions (Yes/No decision)

Layout example: 16 step grey series with four grey definitions



Black N 16 steps White W

There are two basic colours on each page:
Black N and White W in mean grey background.

There are adjacent (upper row)
and separate grey samples (lower row).
This gives eight grey series.

In each column the four adjacent greys
should be equal.

The four grey series are defined by four
different PS-operators.

This test uses only the four upper adjacent grey series N–W.

For the upper grey series and in each column the four greys should be equal for **all** the 16 steps.

Are in each column the four greys for all the 16 steps equal? underline: Yes/No

Only in case of "No":

Is row no. 3 most different compared to all others ?

underline: Yes/No

Are the series no. 1, no. 2, and no. 4 equal?

underline: Yes/No

Only in case of "No":

Are the rows no. 2 and no. 4 equal ?

underline: Yes/No

Remarks, e. q. other equality:

.....

Part 1

OE740–3N-131-1

Documentation of file format, hardware and software for this test:

PDF-File: <http://130.149.60.45/farbmetrik/OE74/OE74L0NP.PDF> underline: Yes/No

PS-File: <http://130.149.60.45/farbmetrik/OE74/OE74L0NA.PS> or underline: Yes/No

Used computer operating system:

either one of Windows/Mac/Unix/other and version:.....

This evaluation is for the device output: underline: monitor/data projector/printer

Device model, driver and version:.....

Device output with PDF/PS-file: underline: PDF/PS-file

For device output with PDF-file OE74L0NP.PDF:

either PDF-file transfer "download, copy" to PDF device.....

or with computer system interpretation by "Display-PDF":.....

or with software e. g. Adobe-Reader/-Acrobat and version:.....

or with software e. g. Ghostscript and version:.....

For device output with PS-file OE74L0NA.PS:

either PS-file transfer "download, copy" to PS device.....

or with computer system interpretation by "Display-PS":.....

or with software e. g. Ghostscript and version:.....

or with software e. g. Mac-Yap and version:.....

Special remarks: Special remarks, e. g. output of Landscape (L)

.....

.....


.....

Part 3

OE740–7N-131-1

Discriminability of 16 step grey series by four grey definitions (Yes/No decision)

Layout example: 16 step grey series with four grey definitions



Black N 16 steps, 15 differences White W

There are two basic colours on each page:
Black N and White W in mean grey background.

There are adjacent (upper row)
and separate grey samples (lower row).
This gives eight grey series.

The adjacent and separated are identical.
Separated greys are less distinguishable.

Any grey colour is defined by four different
PS-operators in four rows

All the 16 steps of the eight series N–W should be distinguishable

Are all 15 grey differences of the eight rows distinguishable? underline: Yes/No

Only in case of "No":

Test of adjacent grey samples (four upper rows):

Are the 15 grey differences of the four series distinguishable?

underline: Yes/No

Only in case of "No":

Are the 15 grey differences of series no. 1 distinguishable?

underline: Yes/No

Are the 15 grey differences of series no. 2 distinguishable?

underline: Yes/No

Are the 15 grey differences of series no. 3 distinguishable?

underline: Yes/No

Are the 15 grey differences of series no. 4 distinguishable?

underline: Yes/No

Remarks:

Part 2

OE741–3-131-1

Documentation of assessor colour vision properties for visual assessment

The assessor has **normal** colour vision according to one test:

either according to DIN 6160:1996 with Anomaloskop of Nagel

or with test charts using colour points according to Ishihara

or tested with, please specify:

underline: Yes/No

underline: Yes/unknown

underline: Yes/unknown

underline: Yes/unknown

For visual evaluation of the display (monitor, data projector) output

Office workplace illumination is daylight (clouded/north sky)

underline: Yes/No

PDF file: <http://130.149.60.45/farbmetrik/OE74/OE74F1P2.PDF>

underline: Yes/No

PS file: <http://130.149.60.45/farbmetrik/OE74/OE74F1P2.PS>

underline: Yes/No

Picture A7-131-2: contrast range: (>F:0) (F:0) (E:0) (D:0) (C:0) (A:0) (9:0) (7:0) (5:0) (3:0) (<3:0)

compare standard print output according to ISO/IEC 15775 with range F:0 underline: range

Remark: In daylighted offices the contrast range is in many cases:

on display between: >F:0 and E:0 (monitor), D:0 and 3:0 (data projector)

Only for optional colorimetric specification with PDF/PS file output

PDF-File: <http://130.149.60.45/farbmetrik/OE74/OE74F1P2.PDF>

picture A7-131-2

underline: Yes/No

PS-File: <http://130.149.60.45/farbmetrik/OE74/OE74F1P2.PS>

picture A7-131-2

or underline: Yes/No

colour measurement and specification for:

CIE standard illuminant D65, 2 degree observer, CIE 45/0 geometry:

underline: Yes/No

If No, please give other parameters:

Colorimetric specification with PS file for colours in the columns A to T

Exchange of CIELAB data in file www.ps.bam.de/De17/10L/L17e00NP.PS and transfer

of the PS-file L17e00NP.PS in PDF-file L17e00NP.PDF

underline: Yes/No

If No, please describe other method:


Part 4

OE741–7N-131-1

OE74: Form A for test chart 1 according to DIN 33872-3; 1MR, DHinput: 000n/w/cmy0/rgb(->rgb*d
Equality and Discriminability (Yes/No decision) output 131-1: g_P=0.92; g_N=1.0

Equality of grey series by four grey definitions (Yes/No decision)

Layout example: 16 step grey series with four grey definitions



Black N 16 steps White W

There are two basic colours on each page:
Black N and White W in mean grey background.

There are adjacent (upper row)
and separate grey samples (lower row).
This gives eight grey series.

In each column the four adjacent greys
should be equal.

The four grey series are defined by four
different PS-operators.

This test uses only the four upper adjacent grey series N–W.

For the upper grey series and in each column the four greys should be equal for **all** the 16 steps.

Are in each column the four greys for all the 16 steps equal? underline: Yes/No

Only in case of "No":

Is row no. 3 most different compared to all others ?

underline: Yes/No

Are the series no. 1, no. 2, and no. 4 equal?

underline: Yes/No

Only in case of "No":

Are the rows no. 2 and no. 4 equal ?

underline: Yes/No

Remarks, e. q. other equality:

.....

Part 1

OE740–3N-132-1

Documentation of file format, hardware and software for this test:

PDF-File: <http://130.149.60.45/farbmetrik/OE74/OE74L0NP.PDF> underline: Yes/No

PS-File: <http://130.149.60.45/farbmetrik/OE74/OE74L0NA.PS> or underline: Yes/No

Used computer operating system:

either one of Windows/Mac/Unix/other and version:.....

This evaluation is for the device output: underline: monitor/data projector/printer

Device model, driver and version:.....

Device output with PDF/PS-file: underline: PDF/PS-file

For device output with PDF-file OE74L0NP.PDF:

either PDF-file transfer "download, copy" to PDF device:.....

or with computer system interpretation by "Display-PDF":.....

or with software e. g. Adobe-Reader/-Acrobat and version:.....

or with software e. g. Ghostscript and version:.....

For device output with PS-file OE74L0NA.PS:

either PS-file transfer "download, copy" to PS device:.....

or with computer system interpretation by "Display-PS":.....

or with software e. g. Ghostscript and version:.....

or with software e. g. Mac-Yap and version:.....

Special remarks: Special remarks, e. g. output of Landscape (L)

.....

.....


.....

Part 3

OE740–7N-132-1

Discriminability of 16 step grey series by four grey definitions (Yes/No decision)

Layout example: 16 step grey series with four grey definitions



Black N 16 steps, 15 differences White W

There are two basic colours on each page:
Black N and White W in mean grey background.

There are adjacent (upper row)
and separate grey samples (lower row).
This gives eight grey series.

The adjacent and separated are identical.
Separated greys are less distinguishable.

Any grey colour is defined by four different
PS-operators in four rows

All the 16 steps of the eight series N–W should be distinguishable

Are all 15 grey differences of the eight rows distinguishable? underline: Yes/No

Only in case of "No":

Test of adjacent grey samples (four upper rows):

Are the 15 grey differences of the four series distinguishable?

underline: Yes/No

Only in case of "No":

Are the 15 grey differences of series no. 1 distinguishable?

underline: Yes/No

Are the 15 grey differences of series no. 2 distinguishable?

underline: Yes/No

Are the 15 grey differences of series no. 3 distinguishable?

underline: Yes/No

Are the 15 grey differences of series no. 4 distinguishable?

underline: Yes/No

Remarks:

Part 2

OE741–3-132-1

Documentation of assessor colour vision properties for visual assessment

The assessor has **normal** colour vision according to one test:

either according to DIN 6160:1996 with Anomaloskop of Nagel

or with test charts using colour points according to Ishihara

or tested with, please specify:

underline: Yes/No

underline: Yes/unknown

underline: Yes/unknown

underline: Yes/unknown

For visual evaluation of the display (monitor, data projector) output

Office workplace illumination is daylight (clouded/north sky)

underline: Yes/No

PDF file: <http://130.149.60.45/farbmetrik/OE74/OE74F1P2.PDF>

underline: Yes/No

PS file: <http://130.149.60.45/farbmetrik/OE74/OE74F1P2.PS>

underline: Yes/No

Picture A7-132-2: contrast range: (>F:0) (F:0) (E:0) (D:0) (C:0) (A:0) (9:0) (7:0) (5:0) (3:0) (<3:0)

compare standard print output according to ISO/IEC 15775 with range F:0 underline: range

Remark: In daylighted offices the contrast range is in many cases:

on display between: >F:0 and E:0 (monitor), D:0 and 3:0 (data projector)

Only for optional colorimetric specification with PDF/PS file output

PDF-File: <http://130.149.60.45/farbmetrik/OE74/OE74F1P2.PDF>

picture A7-132-2

underline: Yes/No

PS-File: <http://130.149.60.45/farbmetrik/OE74/OE74F1P2.PS>

picture A7-132-2

or underline: Yes/No

colour measurement and specification for:

CIE standard illuminant D65, 2 degree observer, CIE 45/0 geometry:

underline: Yes/No

If No, please give other parameters:

Colorimetric specification with PS file for colours in the columns A to T

Exchange of CIELAB data in file www.ps.bam.de/De17/10L/L17e00NP.PS and transfer

of the PS-file L17e00NP.PS in PDF-file L17e00NP.PDF

underline: Yes/No

If No, please describe other method:


Part 4

OE741–7N-132-1

OE74: Form A for test chart 1 according to DIN 33872-3; 1MR, DHinput: 000n/w/cmy0/rgb(->rgb*d
Equality and Discriminability (Yes/No decision) output 132-1: g_P=0.85; g_N=1.0

Equality of grey series by four grey definitions (Yes/No decision)

Layout example: 16 step grey series with four grey definitions



Black N 16 steps White W

There are two basic colours on each page:
Black N and White W in mean grey background.
There are adjacent (upper row)
and separate grey samples (lower row).
This gives eight grey series.
In each column the four adjacent greys
should be equal.
The four grey series are defined by four
different PS-operators.

This test uses only the four upper adjacent grey series N-W.

For the upper grey series and in each column the four greys should be equal for **all** the 16 steps.

Are in each column the four greys for all the 16 steps equal? underline: Yes/No

Only in case of "No":

Is row no. 3 most different compared to all others ?

underline: Yes/No

Are the series no. 1, no. 2, and no. 4 equal?

underline: Yes/No

Only in case of "No":

Are the rows no. 2 and no. 4 equal ?

underline: Yes/No

Remarks, e. q. other equality:

.....

Part 1

OE740-3N-133-1

Documentation of file format, hardware and software for this test:

PDF-File: <http://130.149.60.45/farbmetrik/OE74/OE74L0NP.PDF> underline: Yes/No

PS-File: <http://130.149.60.45/farbmetrik/OE74/OE74L0NA.PS> underline: Yes/No

Used computer operating system:

either one of Windows/Mac/Unix/other and version:.....

This evaluation is for the device output: underline: monitor/data projector/printer

Device model, driver and version:.....

Device output with PDF/PS-file: underline: PDF/PS-file

For device output with PDF-file OE74L0NP.PDF:

either PDF-file transfer "download, copy" to PDF device:.....

or with computer system interpretation by "Display-PDF":.....

or with software e. g. Adobe-Reader/-Acrobat and version:.....

or with software e. g. Ghostscript and version:.....

For device output with PS-file OE74L0NA.PS:

either PS-file transfer "download, copy" to PS device:.....

or with computer system interpretation by "Display-PS":.....

or with software e. g. Ghostscript and version:.....

or with software e. g. Mac-Yap and version:.....

Special remarks: Special remarks, e. g. output of Landscape (L)

.....

.....


.....

Part 3

OE740-7N-133-1

Discriminability of 16 step grey series by four grey definitions (Yes/No decision)

Layout example: 16 step grey series with four grey definitions



Black N 16 steps, 15 differences White W

There are two basic colours on each page:
Black N and White W in mean grey background.
There are adjacent (upper row)
and separate grey samples (lower row).
This gives eight grey series.
The adjacent and separated are identical.
Separated greys are less distinguishable.
Any grey colour is defined by four different
PS-operators in four rows

All the 16 steps of the eight series N-W should be distinguishable

Are all 15 grey differences of the eight rows distinguishable? underline: Yes/No

Only in case of "No":

Test of adjacent grey samples (four upper rows):

Are the 15 grey differences of the four series distinguishable?

underline: Yes/No

Only in case of "No":

Are the 15 grey differences of series no. 1 distinguishable?

underline: Yes/No

Are the 15 grey differences of series no. 2 distinguishable?

underline: Yes/No

Are the 15 grey differences of series no. 3 distinguishable?

underline: Yes/No

Are the 15 grey differences of series no. 4 distinguishable?

underline: Yes/No

Remarks:

Part 2

OE741-3-133-1

Documentation of assessor colour vision properties for visual assessment

The assessor has **normal** colour vision according to one test:

either according to DIN 6160:1996 with Anomaloskop of Nagel

or with test charts using colour points according to Ishihara

or tested with, please specify:

underline: Yes/No

underline: Yes/unknown

underline: Yes/unknown

underline: Yes/unknown

For visual evaluation of the display (monitor, data projector) output

Office workplace illumination is daylight (clouded/north sky)

underline: Yes/No

PDF file: <http://130.149.60.45/farbmetrik/OE74/OE74F1P2.PDF>

underline: Yes/No

PS file: <http://130.149.60.45/farbmetrik/OE74/OE74F1P2.PS>

underline: Yes/No

Picture A7-133-2: contrast range: (>F:0) (F:0) (E:0) (D:0) (C:0) (A:0) (9:0) (7:0) (5:0) (3:0) (<3:0)

compare standard print output according to ISO/IEC 15775 with range F:0 underline: range

Remark: In daylighted offices the contrast range is in many cases:

on display between: >F:0 and E:0 (monitor), D:0 and 3:0 (data projector)

Only for optional colorimetric specification with PDF/PS file output

PDF-File: <http://130.149.60.45/farbmetrik/OE74/OE74F1P2.PDF>

picture A7-133-2

underline: Yes/No

PS-File: <http://130.149.60.45/farbmetrik/OE74/OE74F1P2.PS>

picture A7-133-2

underline: Yes/No

colour measurement and specification for:

CIE standard illuminant D65, 2 degree observer, CIE 45/0 geometry:

underline: Yes/No

If No, please give other parameters:

Colorimetric specification with PS file for colours in the columns A to T

Exchange of CIELAB data in file www.ps.bam.de/De17/10L/L17e00NP.PS and transfer

of the PS-file L17e00NP.PS in PDF-file L17e00NP.PDF

underline: Yes/No

If No, please describe other method:


Part 4

OE741-7N-133-1

OE74: Form A for test chart 1 according to DIN 33872-3; 1MR, DHinput: 000n/w/cmy0/rgb(->rgb*d
Equality and Discriminability (Yes/No decision) output 133-1: g_P=0.77; g_N=1.0

Equality of grey series by four grey definitions (Yes/No decision)

Layout example: 16 step grey series with four grey definitions



Black N 16 steps White W

There are two basic colours on each page:
Black N and White W in mean grey background.
There are adjacent (upper row)
and separate grey samples (lower row).
This gives eight grey series.
In each column the four adjacent greys
should be equal.
The four grey series are defined by four
different PS-operators.

This test uses only the four upper adjacent grey series N–W.

For the upper grey series and in each column the four greys should be equal for **all** the 16 steps.

Are in each column the four greys for all the 16 steps equal? underline: Yes/No

Only in case of "No":

Is row no. 3 most different compared to all others ?

underline: Yes/No

Are the series no. 1, no. 2, and no. 4 equal?

underline: Yes/No

Only in case of "No":

Are the rows no. 2 and no. 4 equal ?

underline: Yes/No

Remarks, e. q. other equality:

.....

Part 1

OE740–3N-134-1

Documentation of file format, hardware and software for this test:

PDF-File: <http://130.149.60.45/farbmetrik/OE74/OE74L0NP.PDF> underline: Yes/No

PS-File: <http://130.149.60.45/farbmetrik/OE74/OE74L0NA.PS> or underline: Yes/No

Used computer operating system:

either one of Windows/Mac/Unix/other and version:.....

This evaluation is for the device output: underline: monitor/data projector/printer

Device model, driver and version:.....

Device output with PDF/PS-file: underline: PDF/PS-file

For device output with PDF-file OE74L0NP.PDF:

either PDF-file transfer "download, copy" to PDF device.....

or with computer system interpretation by "Display-PDF":.....

or with software e. g. Adobe-Reader/-Acrobat and version:.....

or with software e. g. Ghostscript and version:.....

For device output with PS-file OE74L0NA.PS:

either PS-file transfer "download, copy" to PS device.....

or with computer system interpretation by "Display-PS":.....

or with software e. g. Ghostscript and version:.....

or with software e. g. Mac-Yap and version:.....

Special remarks: Special remarks, e. g. output of Landscape (L)

.....

.....


.....

Part 3

OE740–7N-134-1

Discriminability of 16 step grey series by four grey definitions (Yes/No decision)

Layout example: 16 step grey series with four grey definitions



Black N 16 steps, 15 differences White W

There are two basic colours on each page:
Black N and White W in mean grey background.
There are adjacent (upper row)
and separate grey samples (lower row).
This gives eight grey series.
The adjacent and separated are identical.
Separated greys are less distinguishable.
Any grey colour is defined by four different
PS-operators in four rows

All the 16 steps of the eight series N–W should be distinguishable

Are all 15 grey differences of the eight rows distinguishable? underline: Yes/No

Only in case of "No":

Test of adjacent grey samples (four upper rows):

Are the 15 grey differences of the four series distinguishable?

underline: Yes/No

Only in case of "No":

Are the 15 grey differences of series no. 1 distinguishable?

underline: Yes/No

Are the 15 grey differences of series no. 2 distinguishable?

underline: Yes/No

Are the 15 grey differences of series no. 3 distinguishable?

underline: Yes/No

Are the 15 grey differences of series no. 4 distinguishable?

underline: Yes/No

Remarks:

Part 2

OE741–3N-134-1

Documentation of assessor colour vision properties for visual assessment

The assessor has **normal** colour vision according to one test:

either according to DIN 6160:1996 with Anomaloskop of Nagel

or with test charts using colour points according to Ishihara

or tested with, please specify:

underline: Yes/No

underline: Yes/unknown

underline: Yes/unknown

underline: Yes/unknown

For visual evaluation of the display (monitor, data projector) output

Office workplace illumination is daylight (clouded/north sky)

underline: Yes/No

PDF file: <http://130.149.60.45/farbmetrik/OE74/OE74F1P2.PDF>

underline: Yes/No

PS file: <http://130.149.60.45/farbmetrik/OE74/OE74F1P2.PS>

underline: Yes/No

Picture A7-134-2: contrast range: (>F:0) (F:0) (E:0) (D:0) (C:0) (A:0) (9:0) (7:0) (5:0) (3:0) (<3:0)

compare standard print output according to ISO/IEC 15775 with range F:0 underline: range

Remark: In daylighted offices the contrast range is in many cases:

on display between: >F:0 and E:0 (monitor), D:0 and 3:0 (data projector)

Only for optional colorimetric specification with PDF/PS file output

PDF-File: <http://130.149.60.45/farbmetrik/OE74/OE74F1P2.PDF>

picture A7-134-2

underline: Yes/No

PS-File: <http://130.149.60.45/farbmetrik/OE74/OE74F1P2.PS>

picture A7-134-2

or underline: Yes/No

colour measurement and specification for:

CIE standard illuminant D65, 2 degree observer, CIE 45/0 geometry:

underline: Yes/No

If No, please give other parameters:

Colorimetric specification with PS file for colours in the columns A to T

Exchange of CIELAB data in file www.ps.bam.de/De17/10L/L17e00NP.PS and transfer

of the PS-file L17e00NP.PS in PDF-file L17e00NP.PDF

underline: Yes/No

If No, please describe other method:


Part 4

OE741–7N-134-1

OE74: Form A for test chart 1 according to DIN 33872-3; 1MR, DHinput: 000n/w/cmy0/rgb(->rgb*d
Equality and Discriminability (Yes/No decision) output 134-1: g_P=0.7; g_N=1.0

Equality of grey series by four grey definitions (Yes/No decision)

Layout example: 16 step grey series with four grey definitions



Black N 16 steps White W

There are two basic colours on each page:
Black N and White W in mean grey background.

There are adjacent (upper row)
and separate grey samples (lower row).
This gives eight grey series.

In each column the four adjacent greys
should be equal.

The four grey series are defined by four
different PS-operators.

This test uses only the four upper adjacent grey series N–W.

For the upper grey series and in each column the four greys should be equal for **all** the 16 steps.

Are in each column the four greys for all the 16 steps equal? underline: Yes/No

Only in case of "No":

Is row no. 3 most different compared to all others ?

underline: Yes/No

Are the series no. 1, no. 2, and no. 4 equal?

underline: Yes/No

Only in case of "No":

Are the rows no. 2 and no. 4 equal ?

underline: Yes/No

Remarks, e. q. other equality:

.....

Part 1

OE740–3N-135-1

Documentation of file format, hardware and software for this test:

PDF-File: <http://130.149.60.45/farbmetrik/OE74/OE74L0NP.PDF> underline: Yes/No

PS-File: <http://130.149.60.45/farbmetrik/OE74/OE74L0NA.PS> or underline: Yes/No

Used computer operating system:

either one of Windows/Mac/Unix/other and version:.....

This evaluation is for the device output: underline: monitor/data projector/printer

Device model, driver and version:.....

Device output with PDF/PS-file: underline: PDF/PS-file

For device output with PDF-file OE74L0NP.PDF:

either PDF-file transfer "download, copy" to PDF device.....

or with computer system interpretation by "Display-PDF":.....

or with software. e. g. Adobe-Reader/-Acrobat and version:.....

or with software e. g. Ghostscript and version:.....

For device output with PS-file OE74L0NA.PS:

either PS-file transfer "download, copy" to PS device.....

or with computer system interpretation by "Display-PS":.....

or with software e. g. Ghostscript and version:.....

or with software e. g. Mac-Yap and version:.....

Special remarks: Special remarks, e. g. output of Landscape (L)

.....

.....


.....

Part 3

OE740–7N-135-1

Discriminability of 16 step grey series by four grey definitions (Yes/No decision)

Layout example: 16 step grey series with four grey definitions



Black N 16 steps, 15 differences White W

There are two basic colours on each page:
Black N and White W in mean grey background.

There are adjacent (upper row)
and separate grey samples (lower row).
This gives eight grey series.

The adjacent and separated are identical.
Separated greys are less distinguishable.

Any grey colour is defined by four different
PS-operators in four rows

All the 16 steps of the eight series N–W should be distinguishable

Are all 15 grey differences of the eight rows distinguishable? underline: Yes/No

Only in case of "No":

Test of adjacent grey samples (four upper rows):

Are the 15 grey differences of the four series distinguishable?

underline: Yes/No

Only in case of "No":

Are the 15 grey differences of series no. 1 distinguishable?

underline: Yes/No

Are the 15 grey differences of series no. 2 distinguishable?

underline: Yes/No

Are the 15 grey differences of series no. 3 distinguishable?

underline: Yes/No

Are the 15 grey differences of series no. 4 distinguishable?

underline: Yes/No

Remarks:

Part 2

OE741–3-135-1

Documentation of assessor colour vision properties for visual assessment

The assessor has **normal** colour vision according to one test:

either according to DIN 6160:1996 with Anomaloskop of Nagel

or with test charts using colour points according to Ishihara

or tested with, please specify:

underline: Yes/No

underline: Yes/unknown

underline: Yes/unknown

underline: Yes/unknown

For visual evaluation of the display (monitor, data projector) output

Office workplace illumination is daylight (clouded/north sky)

underline: Yes/No

PDF file: <http://130.149.60.45/farbmetrik/OE74/OE74F1P2.PDF>

underline: Yes/No

PS file: <http://130.149.60.45/farbmetrik/OE74/OE74F1P2.PS>

underline: Yes/No

Picture A7-135-2: contrast range: (>F:0) (F:0) (E:0) (D:0) (C:0) (A:0) (9:0) (7:0) (5:0) (3:0) (<3:0)

compare standard print output according to ISO/IEC 15775 with range F:0 underline: range

Remark: In daylighted offices the contrast range is in many cases:

on display between: >F:0 and E:0 (monitor), D:0 and 3:0 (data projector)

Only for optional colorimetric specification with PDF/PS file output

PDF-File: <http://130.149.60.45/farbmetrik/OE74/OE74F1P2.PDF>

picture A7-135-2

underline: Yes/No

PS-File: <http://130.149.60.45/farbmetrik/OE74/OE74F1P2.PS>

picture A7-135-2

or underline: Yes/No

colour measurement and specification for:

CIE standard illuminant D65, 2 degree observer, CIE 45/0 geometry:

underline: Yes/No

If No, please give other parameters:

Colorimetric specification with PS file for colours in the columns A to T

Exchange of CIELAB data in file www.ps.bam.de/De17/10L/L17e00NP.PS and transfer

of the PS-file L17e00NP.PS in PDF-file L17e00NP.PDF

underline: Yes/No

If No, please describe other method:


Part 4

OE741–7N-135-1

OE74: Form A for test chart 1 according to DIN 33872-3; 1MR, DHinput: 000n/w/cmy0/rgb(->rgb*d
Equality and Discriminability (Yes/No decision) output 135-1: g_P=0.62; g_N=1.0

Equality of grey series by four grey definitions (Yes/No decision)

Layout example: 16 step grey series with four grey definitions



Black N 16 steps White W

There are two basic colours on each page:
Black N and White W in mean grey background.

There are adjacent (upper row)
and separate grey samples (lower row).
This gives eight grey series.

In each column the four adjacent greys
should be equal.

The four grey series are defined by four
different PS-operators.

This test uses only the four upper adjacent grey series N–W.

For the upper grey series and in each column the four greys should be equal for **all** the 16 steps.

Are in each column the four greys for all the 16 steps equal? underline: Yes/No

Only in case of "No":

Is row no. 3 most different compared to all others ?

underline: Yes/No

Are the series no. 1, no. 2, and no. 4 equal?

underline: Yes/No

Only in case of "No":

Are the rows no. 2 and no. 4 equal ?

underline: Yes/No

Remarks, e. q. other equality:

.....

Part 1

OE740–3N-136-1

Documentation of file format, hardware and software for this test:

PDF-File: <http://130.149.60.45/farbmetrik/OE74/OE74L0NP.PDF> underline: Yes/No

PS-File: <http://130.149.60.45/farbmetrik/OE74/OE74L0NA.PS> or underline: Yes/No

Used computer operating system:

either one of Windows/Mac/Unix/other and version:.....

This evaluation is for the device output: underline: monitor/data projector/printer

Device model, driver and version:.....

Device output with PDF/PS-file: underline: PDF/PS-file

For device output with PDF-file OE74L0NP.PDF:

either PDF-file transfer "download, copy" to PDF device:.....

or with computer system interpretation by "Display-PDF":.....

or with software e. g. Adobe-Reader/-Acrobat and version:.....

or with software e. g. Ghostscript and version:.....

For device output with PS-file OE74L0NA.PS:

either PS-file transfer "download, copy" to PS device:.....

or with computer system interpretation by "Display-PS":.....

or with software e. g. Ghostscript and version:.....

or with software e. g. Mac-Yap and version:.....

Special remarks: Special remarks, e. g. output of Landscape (L)

.....

.....


.....

Part 3

OE740–7N-136-1

Discriminability of 16 step grey series by four grey definitions (Yes/No decision)

Layout example: 16 step grey series with four grey definitions



Black N 16 steps, 15 differences White W

There are two basic colours on each page:
Black N and White W in mean grey background.

There are adjacent (upper row)
and separate grey samples (lower row).
This gives eight grey series.

The adjacent and separated are identical.
Separated greys are less distinguishable.

Any grey colour is defined by four different
PS-operators in four rows

All the 16 steps of the eight series N–W should be distinguishable

Are all 15 grey differences of the eight rows distinguishable? underline: Yes/No

Only in case of "No":

Test of adjacent grey samples (four upper rows):

Are the 15 grey differences of the four series distinguishable?

underline: Yes/No

Only in case of "No":

Are the 15 grey differences of series no. 1 distinguishable?

underline: Yes/No

Are the 15 grey differences of series no. 2 distinguishable?

underline: Yes/No

Are the 15 grey differences of series no. 3 distinguishable?

underline: Yes/No

Are the 15 grey differences of series no. 4 distinguishable?

underline: Yes/No

Remarks:

Part 2

OE741–3N-136-1

Documentation of assessor colour vision properties for visual assessment

The assessor has **normal** colour vision according to one test:

either according to DIN 6160:1996 with Anomaloskop of Nagel

or with test charts using colour points according to Ishihara

or tested with, please specify:

underline: Yes/No

underline: Yes/unknown

underline: Yes/unknown

underline: Yes/unknown

For visual evaluation of the display (monitor, data projector) output

Office workplace illumination is daylight (clouded/north sky)

underline: Yes/No

PDF file: <http://130.149.60.45/farbmetrik/OE74/OE74F1P2.PDF>

underline: Yes/No

PS file: <http://130.149.60.45/farbmetrik/OE74/OE74F1P2.PS>

underline: Yes/No

Picture A7-136-2: contrast range: (>F:0) (F:0) (E:0) (D:0) (C:0) (A:0) (9:0) (7:0) (5:0) (3:0) (<3:0)

compare standard print output according to ISO/IEC 15775 with range F:0 underline: range

Remark: In daylighted offices the contrast range is in many cases:

on display between: >F:0 and E:0 (monitor), D:0 and 3:0 (data projector)

Only for optional colorimetric specification with PDF/PS file output

PDF-File: <http://130.149.60.45/farbmetrik/OE74/OE74F1P2.PDF>

picture A7-136-2

underline: Yes/No

PS-File: <http://130.149.60.45/farbmetrik/OE74/OE74F1P2.PS>

picture A7-136-2

or underline: Yes/No

colour measurement and specification for:

CIE standard illuminant D65, 2 degree observer, CIE 45/0 geometry:

underline: Yes/No

If No, please give other parameters:

Colorimetric specification with PS file for colours in the columns A to T

Exchange of CIELAB data in file www.ps.bam.de/De17/10L/L17e00NP.PS and transfer

of the PS-file L17e00NP.PS in PDF-file L17e00NP.PDF

underline: Yes/No

If No, please describe other method:


Part 4

OE741–7N-136-1

OE74: Form A for test chart 1 according to DIN 33872-3; 1MR, DHinput: 000n/w/cmy0/rgb(->rgb*d
Equality and Discriminability (Yes/No decision) output 136-1: g_P=0.55; g_N=1.0

Equality of grey series by four grey definitions (Yes/No decision)

Layout example: 16 step grey series with four grey definitions



Black N 16 steps White W

There are two basic colours on each page:
Black N and White W in mean grey background.

There are adjacent (upper row)
and separate grey samples (lower row).
This gives eight grey series.

In each column the four adjacent greys
should be equal.

The four grey series are defined by four
different PS-operators.

This test uses only the four upper adjacent grey series N–W.

For the upper grey series and in each column the four greys should be equal for **all** the 16 steps.

Are in each column the four greys for all the 16 steps equal? underline: Yes/No

Only in case of "No":

Is row no. 3 most different compared to all others ?

underline: Yes/No

Are the series no. 1, no. 2, and no. 4 equal?

underline: Yes/No

Only in case of "No":

Are the rows no. 2 and no. 4 equal ?

underline: Yes/No

Remarks, e. q. other equality:

.....

Part 1

OE740–3N-137-1

Documentation of file format, hardware and software for this test:

PDF-File: <http://130.149.60.45/farbmetrik/OE74/OE74L0NP.PDF> underline: Yes/No

PS-File: <http://130.149.60.45/farbmetrik/OE74/OE74L0NA.PS> underline: Yes/No

Used computer operating system:

either one of Windows/Mac/Unix/other and version:.....

This evaluation is for the device output: underline: monitor/data projector/printer

Device model, driver and version:.....

Device output with PDF/PS-file: underline: PDF/PS-file

For device output with PDF-file OE74L0NP.PDF:

either PDF-file transfer "download, copy" to PDF device:.....

or with computer system interpretation by "Display-PDF":.....

or with software e. g. Adobe-Reader/-Acrobat and version:.....

or with software e. g. Ghostscript and version:.....

For device output with PS-file OE74L0NA.PS:

either PS-file transfer "download, copy" to PS device:.....

or with computer system interpretation by "Display-PS":.....

or with software e. g. Ghostscript and version:.....

or with software e. g. Mac-Yap and version:.....

Special remarks: Special remarks, e. g. output of Landscape (L)

.....

.....


.....

Part 3

OE740–7N-137-1

Discriminability of 16 step grey series by four grey definitions (Yes/No decision)

Layout example: 16 step grey series with four grey definitions



Black N 16 steps, 15 differences White W

There are two basic colours on each page:
Black N and White W in mean grey background.

There are adjacent (upper row)
and separate grey samples (lower row).
This gives eight grey series.

The adjacent and separated are identical.
Separated greys are less distinguishable.

Any grey colour is defined by four different
PS-operators in four rows

All the 16 steps of the eight series N–W should be distinguishable

Are all 15 grey differences of the eight rows distinguishable? underline: Yes/No

Only in case of "No":

Test of adjacent grey samples (four upper rows):

Are the 15 grey differences of the four series distinguishable?

underline: Yes/No

Only in case of "No":

Are the 15 grey differences of series no. 1 distinguishable?

underline: Yes/No

Are the 15 grey differences of series no. 2 distinguishable?

underline: Yes/No

Are the 15 grey differences of series no. 3 distinguishable?

underline: Yes/No

Are the 15 grey differences of series no. 4 distinguishable?

underline: Yes/No

Remarks:

Part 2

OE741–3-137-1

Documentation of assessor colour vision properties for visual assessment

The assessor has **normal** colour vision according to one test:

either according to DIN 6160:1996 with Anomaloskop of Nagel

or with test charts using colour points according to Ishihara

or tested with, please specify:

underline: Yes/No

underline: Yes/unknown

underline: Yes/unknown

underline: Yes/unknown

For visual evaluation of the display (monitor, data projector) output

Office workplace illumination is daylight (clouded/north sky)

underline: Yes/No

PDF file: <http://130.149.60.45/farbmetrik/OE74/OE74F1P2.PDF>

underline: Yes/No

PS file: <http://130.149.60.45/farbmetrik/OE74/OE74F1P2.PS>

underline: Yes/No

Picture A7-137-2: contrast range: (>F:0) (F:0) (E:0) (D:0) (C:0) (A:0) (9:0) (7:0) (5:0) (3:0) (<3:0)

compare standard print output according to ISO/IEC 15775 with range F:0 underline: range

Remark: In daylighted offices the contrast range is in many cases:

on display between: >F:0 and E:0 (monitor), D:0 and 3:0 (data projector)

Only for optional colorimetric specification with PDF/PS file output

PDF-File: <http://130.149.60.45/farbmetrik/OE74/OE74F1P2.PDF>

picture A7-137-2

underline: Yes/No

PS-File: <http://130.149.60.45/farbmetrik/OE74/OE74F1P2.PS>

picture A7-137-2

underline: Yes/No

colour measurement and specification for:

CIE standard illuminant D65, 2 degree observer, CIE 45/0 geometry:

underline: Yes/No

If No, please give other parameters:

Colorimetric specification with PS file for colours in the columns A to T

Exchange of CIELAB data in file www.ps.bam.de/De17/10L/L17e00NP.PS and transfer

of the PS-file L17e00NP.PS in PDF-file L17e00NP.PDF

underline: Yes/No

If No, please describe other method:

Part 4

OE741–7N-137-1

OE74: Form A for test chart 1 according to DIN 33872-3; 1MR, DHinput: 000n/w/cmy0/rgb(->rgb*d
Equality and Discriminability (Yes/No decision) output 137-1: g_P=0.47; g_N=1.0