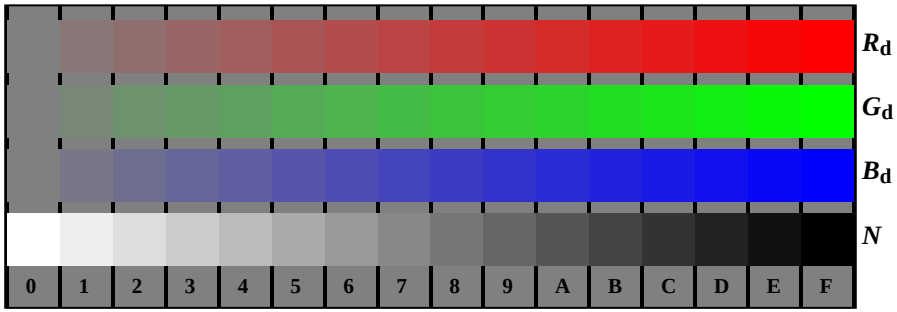

OE661−1, Picture D4Z-Z-000-0: 16 equidistant steps $Z-R_d$; $Z-G_d$; $Z-B_d$; $W-N$; *PS: −>rgb*$_d$ *setrgbcolor*

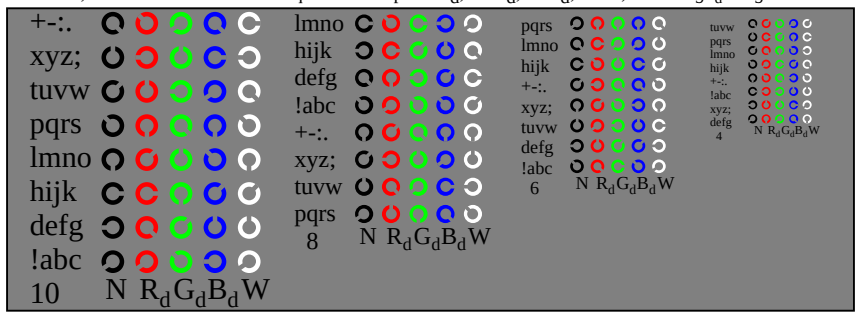

OE661−3, Picture D5Z-Z-000-0: Script and Landolt-rings *N*; R_d; G_d; B_d; *W*; *PS* operator *−>rgb*$_d$ *setrgbcolor*



OE661−5, Picture D6Z-Z-000-0: Landolt-rings $Z-R_d$; $Z-G_d$; *PS* operator *−>rgb*$_d$ *setrgbcolor*

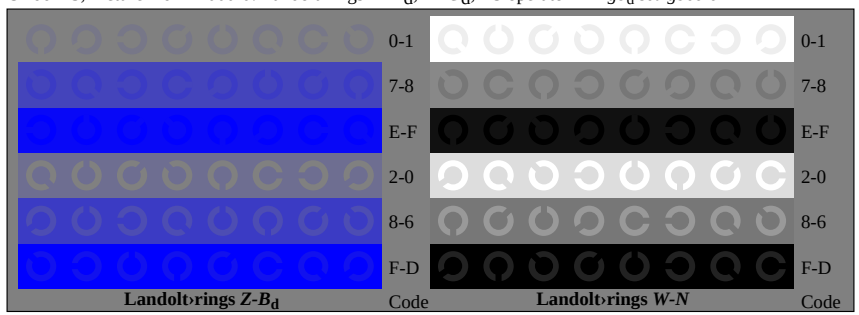

OE661−7, Picture D7Z-Z-000-0: Landolt-rings $Z-B_d$; *W−N; PS* operator *−>rgb*$_d$ *setrgbcolor*

Documentation of assessor colour vision properties for visual assessment

The assessor has **normal** colour vision according to one test: **underline Yes/No**

either according to DIN 6160:1996 with Anomaloskop of *Nagel* **underline Yes/unknown**

or with test charts using colour points according to *Ishihara* **underline Yes/unknown**

or tested with, please specify: ..... **underline Yes/unknown**

For visual evaluation of the display (monitor, data projector) output

Office workplace illumination is daylight (clouded/north sky) **underline Yes/No**

PDF file: http://130.149.60.45/farbmetrik/OE66/OE66F1P2.PDF **underline Yes/No**

PS file: http://130.149.60.45/farbmetrik/OE66/OE66F1P2.PS **underline Yes/No**

Picture A7-000-2: **contrast range:** (>F:0) (F:0) (E:0) (D:0) (C:0) (A:0) (9:0) (7:0) (5:0) (3:0) (<3:0)

compare standard print output according to ISO/IEC 15775 with range F:0 **underline range**

Remark: In daylighted offices the contrast range is in many cases:

on display between: >F:0 and E:0 (monitor), D:0 and 3:0 (data projector)

Only for optional colorimetric specification with PDF/PS file output

PDF-File: http://130.149.60.45/farbmetrik/OE66/OE66F1P2.PDF

picture A7-000-2 **underline Yes/No**

PS-File: http://130.149.60.45/farbmetrik/OE66/OE66F1P2.PS

picture A7-000-2 **or underline Yes/No**

colour measurement and specification for:

CIE standard illuminant D65, 2 degree observer, CIE 45/0 geometry: **underline Yes/No**

If No, please give other parameters: .....

Colorimetric specification with PS file for colours in the columns A to T

Exchange of CIELAB data in file www.ps.bam.de/De17/10L/L17e00NP.PS and transfer

of the PS-file L17e00NP.PS in PDF-file L17e00NP.PDF **underline Yes/No**

If No, please describe other method: .....

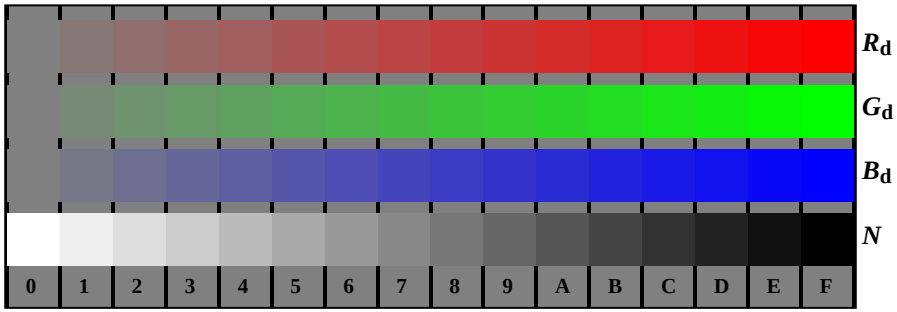

OE661−1, Picture D4Z-Z-001-0: 16 equidistant steps $Z-R_d$; $Z-G_d$; $Z-B_d$; $W-N$; *PS: −>rgb*$_d$ *setrgbcolor*

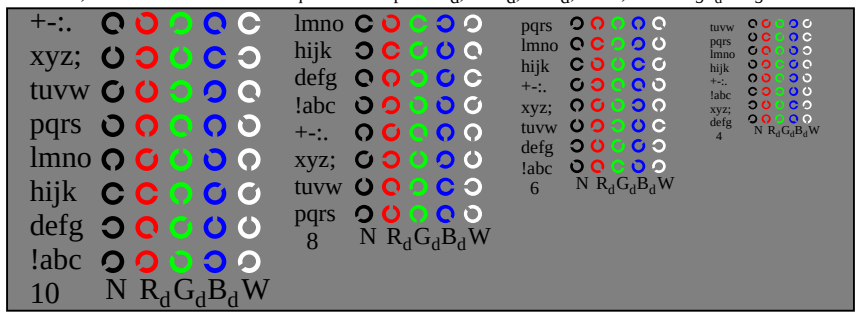

OE661−3, Picture D5Z-001-0: Script and Landolt-rings *N*; R_d; G_d; B_d; *W*; *PS* operator *−>rgb*$_d$ *setrgbcolor*

OE661−5, Picture D6Z-001-0: Landolt-rings $Z-R_d$; $Z-G_d$; *PS* operator *−>rgb*$_d$ *setrgbcolor*

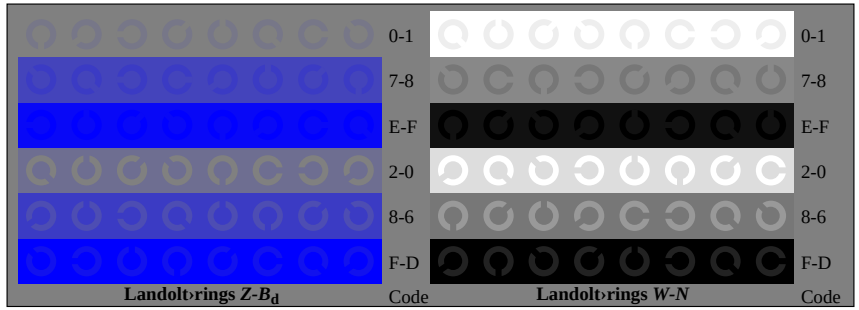

OE661−7, Picture D7Z-Z-001-0: Landolt-rings $Z-B_d$; *W−N; PS* operator *−>rgb*$_d$ *setrgbcolor*

Documentation of assessor colour vision properties for visual assessment

The assessor has **normal** colour vision according to one test: **underline Yes/No**

either according to DIN 6160:1996 with Anomaloskop of *Nagel* **underline Yes/unknown**

or with test charts using colour points according to *Ishihara* **underline Yes/unknown**

or tested with, please specify: ..... **underline Yes/unknown**

For visual evaluation of the display (monitor, data projector) output

Office workplace illumination is daylight (clouded/north sky) **underline Yes/No**

PDF file: http://130.149.60.45/farbmetrik/OE66/OE66F1P2.PDF **underline Yes/No**

PS file: http://130.149.60.45/farbmetrik/OE66/OE66F1P2.PS **underline Yes/No**

Picture A7-001-2: **contrast range:** (>F:0) (F:0) (E:0) (D:0) (C:0) (A:0) (9:0) (7:0) (5:0) (3:0) (<3:0)

compare standard print output according to ISO/IEC 15775 with range F:0 **underline range**

Remark: In daylighted offices the contrast range is in many cases:

on display between: >F:0 and E:0 (monitor), D:0 and 3:0 (data projector)

Only for optional colorimetric specification with PDF/PS file output

PDF-File: http://130.149.60.45/farbmetrik/OE66/OE66F1P2.PDF

picture A7-001-2 **underline Yes/No**

PS-File: http://130.149.60.45/farbmetrik/OE66/OE66F1P2.PS

picture A7-001-2 **or underline Yes/No**

colour measurement and specification for:

CIE standard illuminant D65, 2 degree observer, CIE 45/0 geometry: **underline Yes/No**

If No, please give other parameters: .....

Colorimetric specification with PS file for colours in the columns A to T

Exchange of CIELAB data in file www.ps.bam.de/De17/10L/L17e00NP.PS and transfer of the PS-file L17e00NP.PS in PDF-file L17e00NP.PDF **underline Yes/No**

If No, please describe other method: .....

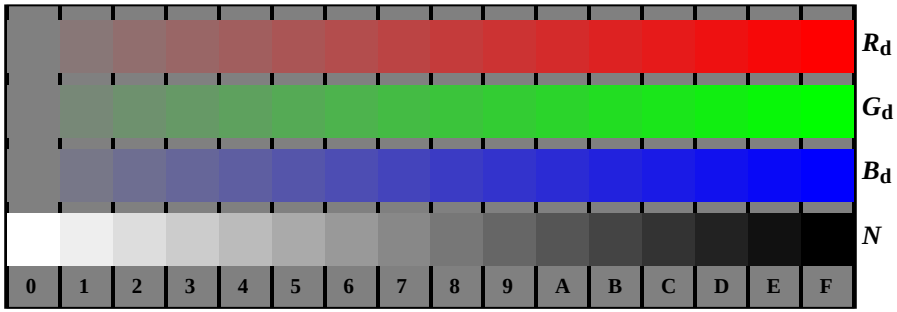

OE661−1, Picture D4Z-Z-002-0: 16 equidistant steps $Z-R_d$; $Z-G_d$; $Z-B_d$; $W-N$; *PS:* $->rgb_d$ *setrgbcolor*

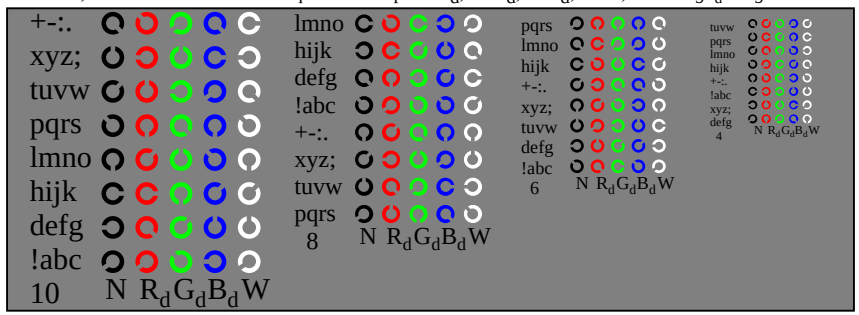

OE661−3, Picture D5Z-Z-002-0: Script and Landolt-rings N; R_d; G_d; B_d; W; *PS* operator $->rgb_d$ *setrgbcolor*

OE661−5, Picture D6Z-Z-002-0: Landolt-rings $Z-R_d$; $Z-G_d$; *PS* operator $->rgb_d$ *setrgbcolor*

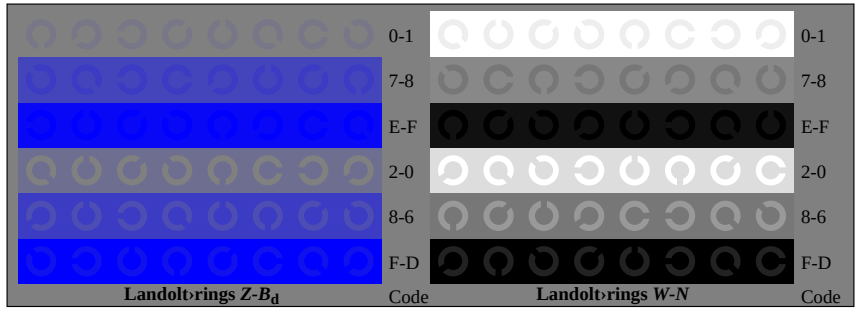

OE661−7, Picture D7Z-Z-002-0: Landolt-rings $Z-B_d$; $W-N$; *PS* operator $->rgb_d$ *setrgbcolor*

Documentation of assessor colour vision properties for visual assessment

The assessor has **normal** colour vision according to one test: **underline Yes/No**

either according to DIN 6160:1996 with Anomaloskop of *Nagel* **underline Yes/unknown**

or with test charts using colour points according to *Ishihara* **underline Yes/unknown**

or tested with, please specify: ..... **underline Yes/unknown**

For visual evaluation of the display (monitor, data projector) output

Office workplace illumination is daylight (clouded/north sky) **underline Yes/No**

PDF file: http://130.149.60.45/farbmetrik/OE66/OE66F1P2.PDF **underline Yes/No**

PS file: http://130.149.60.45/farbmetrik/OE66/OE66F1P2.PS **underline Yes/No**

Picture A7-002-2: **contrast range:** (>F:0) (F:0) (E:0) (D:0) (C:0) (A:0) (9:0) (7:0) (5:0) (3:0) (<3:0)

compare standard print output according to ISO/IEC 15775 with range F:0 **underline range**

Remark: In daylighted offices the contrast range is in many cases:

on display between: >F:0 and E:0 (monitor), D:0 and 3:0 (data projector)

Only for optional colorimetric specification with PDF/PS file output

PDF-File: http://130.149.60.45/farbmetrik/OE66/OE66F1P2.PDF

picture A7-002-2 **underline Yes/No**

PS-File: http://130.149.60.45/farbmetrik/OE66/OE66F1P2.PS

picture A7-002-2 **or underline Yes/No**

colour measurement and specification for:

CIE standard illuminant D65, 2 degree observer, CIE 45/0 geometry: **underline Yes/No**

If No, please give other parameters: .....

Colorimetric specification with PS file for colours in the columns A to T

Exchange of CIELAB data in file www.ps.bam.de/De17/10L/L17e00NP.PS and transfer

of the PS-file L17e00NP.PS in PDF-file L17e00NP.PDF **underline Yes/No**

If No, please describe other method: .....

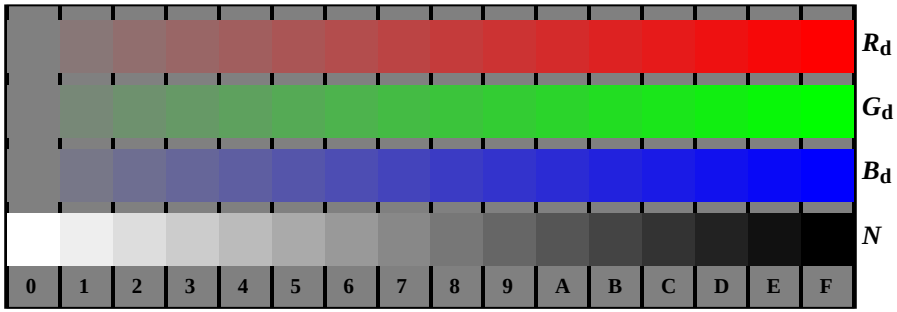

OE661−1, Picture D4Z-Z-003-0: 16 equidistant steps $Z-R_d$; $Z-G_d$; $Z-B_d$; $W-N$; *PS:* $->rgb_d$ *setrgbcolor*

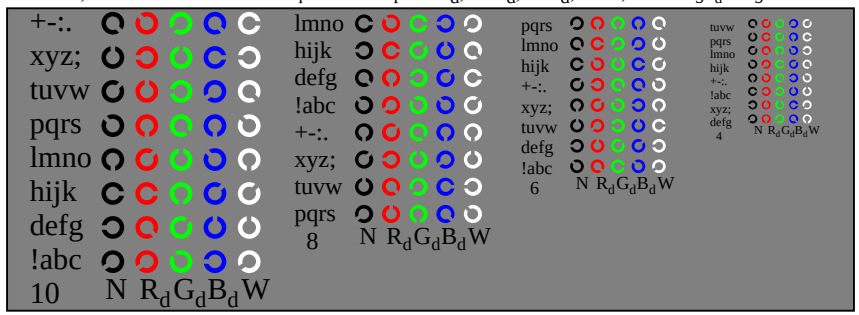

OE661−3, Picture D5Z-Z-003-0: Script and Landolt-rings N; R_d; G_d; B_d; W; *PS* operator $->rgb_d$ *setrgbcolor*



OE661−5, Picture D6Z-Z-003-0: Landolt-rings $Z-R_d$; $Z-G_d$; *PS* operator $->rgb_d$ *setrgbcolor*

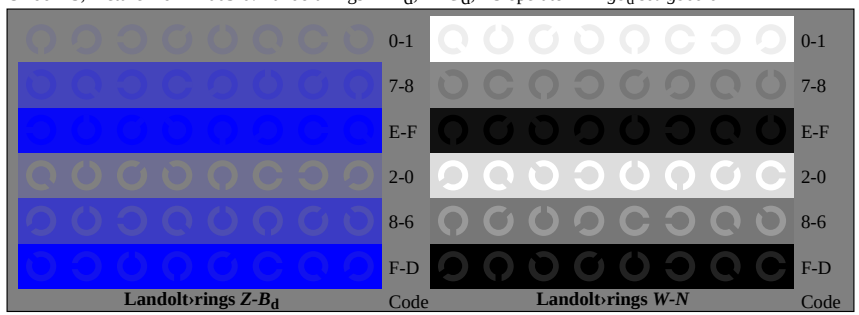

OE661−7, Picture D7Z-Z-003-0: Landolt-rings $Z-B_d$; $W-N$; *PS* operator $->rgb_d$ *setrgbcolor*

Documentation of assessor colour vision properties for visual assessment

The assessor has **normal** colour vision according to one test: **underline Yes/No**

either according to DIN 6160:1996 with Anomaloskop of *Nagel* **underline Yes/unknown**

or with test charts using colour points according to *Ishihara* **underline Yes/unknown**

or tested with, please specify: ..... **underline Yes/unknown**

For visual evaluation of the display (monitor, data projector) output

Office workplace illumination is daylight (clouded/north sky) **underline Yes/No**

PDF file: http://130.149.60.45/farbmetrik/OE66/OE66F1P2.PDF **underline Yes/No**

PS file: http://130.149.60.45/farbmetrik/OE66/OE66F1P2.PS **underline Yes/No**

Picture A7-003-2: **contrast range:** (>F:0) (F:0) (E:0) (D:0) (C:0) (A:0) (9:0) (7:0) (5:0) (3:0) (<3:0)

compare standard print output according to ISO/IEC 15775 with range F:0 **underline range**

Remark: In daylighted offices the contrast range is in many cases:

on display between: >F:0 and E:0 (monitor), D:0 and 3:0 (data projector)

Only for optional colorimetric specification with PDF/PS file output

PDF-File: http://130.149.60.45/farbmetrik/OE66/OE66F1P2.PDF

picture A7-003-2 **underline Yes/No**

PS-File: http://130.149.60.45/farbmetrik/OE66/OE66F1P2.PS

picture A7-003-2 **or underline Yes/No**

colour measurement and specification for:

CIE standard illuminant D65, 2 degree observer, CIE 45/0 geometry: **underline Yes/No**

If No, please give other parameters: .....

Colorimetric specification with PS file for colours in the columns A to T

Exchange of CIELAB data in file www.ps.bam.de/De17/10L/L17e00NP.PS and transfer

of the PS-file L17e00NP.PS in PDF-file L17e00NP.PDF **underline Yes/No**

If No, please describe other method: .....

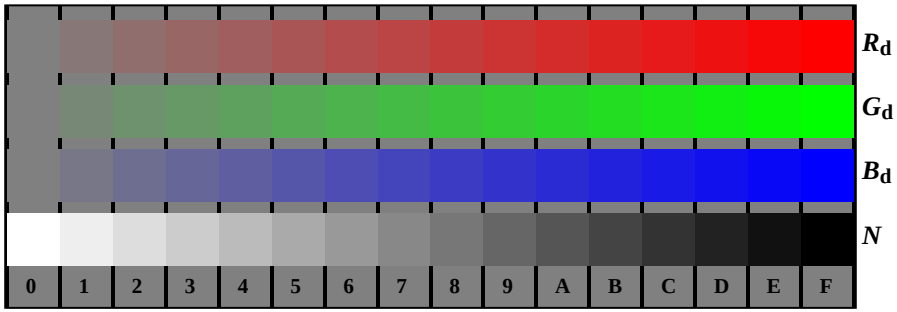

OE661−1, Picture D4Z-Z-004-0: 16 equidistant steps $Z-R_d$; $Z-G_d$; $Z-B_d$; $W-N$; *PS:* $->rgb_d$ *setrgbcolor*

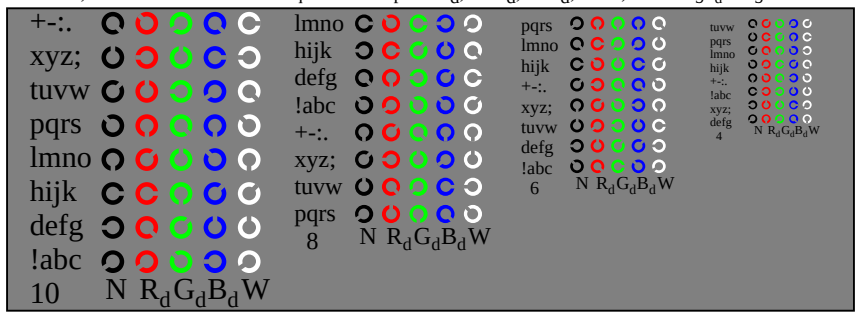

OE661−3, Picture D5Z-Z-004-0: Script and Landolt-rings N; R_d; G_d; B_d; W; *PS* operator $->rgb_d$ *setrgbcolor*



OE661−5, Picture D6Z-Z-004-0: Landolt-rings $Z-R_d$; $Z-G_d$; *PS* operator $->rgb_d$ *setrgbcolor*

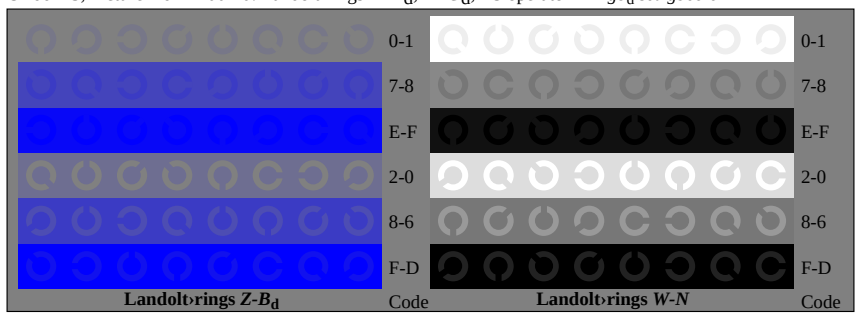

OE661−7, Picture D7Z-Z-004-0: Landolt-rings $Z-B_d$; $W-N$; *PS* operator $->rgb_d$ *setrgbcolor*

Documentation of assessor colour vision properties for visual assessment

The assessor has **normal** colour vision according to one test: **underline Yes/No**

either according to DIN 6160:1996 with Anomaloskop of *Nagel* **underline Yes/unknown**

or with test charts using colour points according to *Ishihara* **underline Yes/unknown**

or tested with, please specify: ..... **underline Yes/unknown**

For visual evaluation of the display (monitor, data projector) output

Office workplace illumination is daylight (clouded/north sky) **underline Yes/No**

PDF file: http://130.149.60.45/farbmetrik/OE66/OE66F1P2.PDF **underline Yes/No**

PS file: http://130.149.60.45/farbmetrik/OE66/OE66F1P2.PS **underline Yes/No**

Picture A7-004-2: **contrast range:** (>F:0) (F:0) (E:0) (D:0) (C:0) (A:0) (9:0) (7:0) (5:0) (3:0) (<3:0)

compare standard print output according to ISO/IEC 15775 with range F:0 **underline range**

Remark: In daylighted offices the contrast range is in many cases:

on display between: >F:0 and E:0 (monitor), D:0 and 3:0 (data projector)

Only for optional colorimetric specification with PDF/PS file output

PDF-File: http://130.149.60.45/farbmetrik/OE66/OE66F1P2.PDF

picture A7-004-2 **underline Yes/No**

PS-File: http://130.149.60.45/farbmetrik/OE66/OE66F1P2.PS

picture A7-004-2 **or underline Yes/No**

colour measurement and specification for:

CIE standard illuminant D65, 2 degree observer, CIE 45/0 geometry: **underline Yes/No**

If No, please give other parameters: .....

Colorimetric specification with PS file for colours in the columns A to T

Exchange of CIELAB data in file www.ps.bam.de/De17/10L/L17e00NP.PS and transfer

of the PS-file L17e00NP.PS in PDF-file L17e00NP.PDF **underline Yes/No**

If No, please describe other method: .....

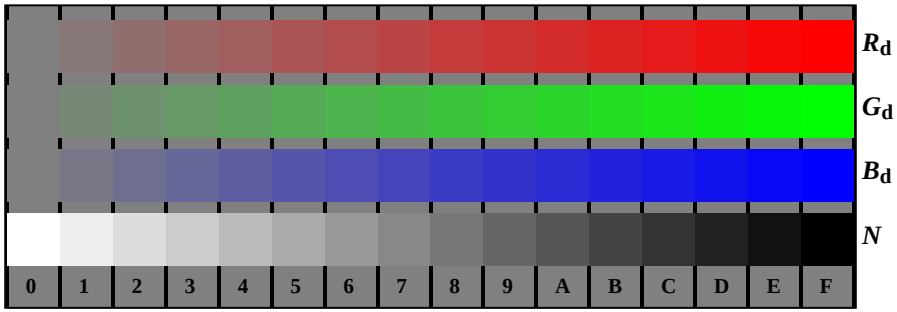

OE661−1, Picture D4Z-Z-005-0: 16 equidistant steps $Z-R_d$; $Z-G_d$; $Z-B_d$; $W-N$; *PS:* $->rgb_d$ *setrgbcolor*

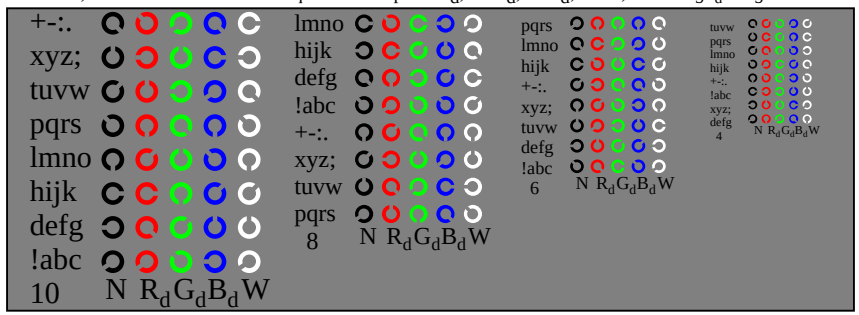

OE661−3, Picture D5Z-Z-005-0: Script and Landolt-rings N; R_d; G_d; B_d; W; *PS* operator $->rgb_d$ *setrgbcolor*



OE661−5, Picture D6Z-Z-005-0: Landolt-rings $Z-R_d$; $Z-G_d$; *PS* operator $->rgb_d$ *setrgbcolor*

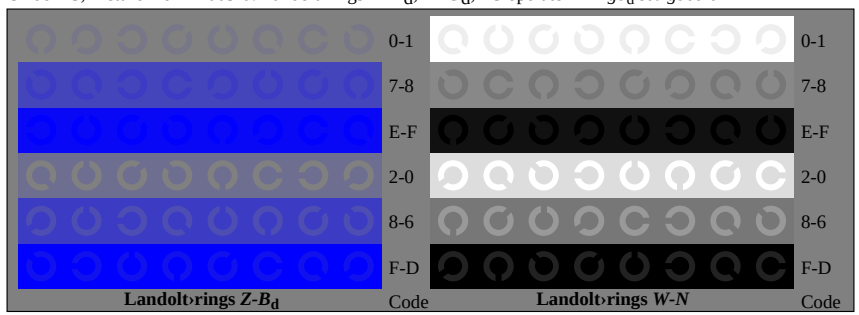

OE661−7, Picture D7Z-Z-005-0: Landolt-rings $Z-B_d$; $W-N$; *PS* operator $->rgb_d$ *setrgbcolor*

Documentation of assessor colour vision properties for visual assessment

The assessor has **normal** colour vision according to one test: **underline Yes/No**

either according to DIN 6160:1996 with Anomaloskop of *Nagel* **underline Yes/unknown**

or with test charts using colour points according to *Ishihara* **underline Yes/unknown**

or tested with, please specify: ..... **underline Yes/unknown**

For visual evaluation of the display (monitor, data projector) output

Office workplace illumination is daylight (clouded/north sky) **underline Yes/No**

PDF file: http://130.149.60.45/farbmetrik/OE66/OE66F1P2.PDF **underline Yes/No**

PS file: http://130.149.60.45/farbmetrik/OE66/OE66F1P2.PS **underline Yes/No**

Picture A7-005-2: **contrast range:** (>F:0) (F:0) (E:0) (D:0) (C:0) (A:0) (9:0) (7:0) (5:0) (3:0) (<3:0)

compare standard print output according to ISO/IEC 15775 with range F:0 **underline range**

Remark: In daylighted offices the contrast range is in many cases:

on display between: >F:0 and E:0 (monitor), D:0 and 3:0 (data projector)

Only for optional colorimetric specification with PDF/PS file output

PDF-File: http://130.149.60.45/farbmetrik/OE66/OE66F1P2.PDF

picture A7-005-2 **underline Yes/No**

PS-File: http://130.149.60.45/farbmetrik/OE66/OE66F1P2.PS

picture A7-005-2 **or underline Yes/No**

colour measurement and specification for:

CIE standard illuminant D65, 2 degree observer, CIE 45/0 geometry: **underline Yes/No**

If No, please give other parameters: .....

Colorimetric specification with PS file for colours in the columns A to T

Exchange of CIELAB data in file www.ps.bam.de/De17/10L/L17e00NP.PS and transfer of the PS-file L17e00NP.PS in PDF-file L17e00NP.PDF **underline Yes/No**

If No, please describe other method: .....

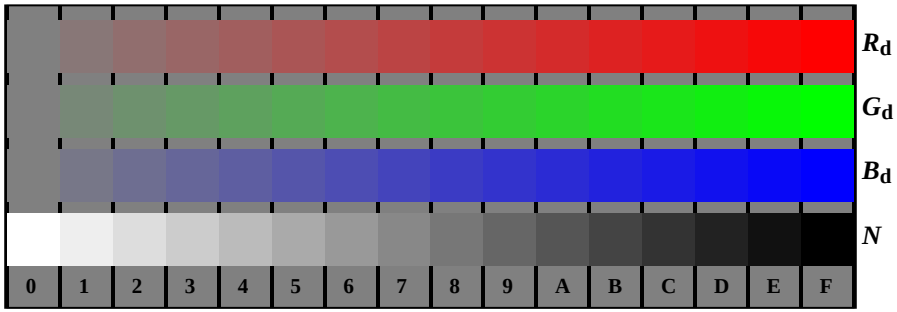

OE661−1, Picture D4Z-Z-006-0: 16 equidistant steps $Z-R_d$; $Z-G_d$; $Z-B_d$; $W-N$; *PS:* $->rgb_d$ *setrgbcolor*

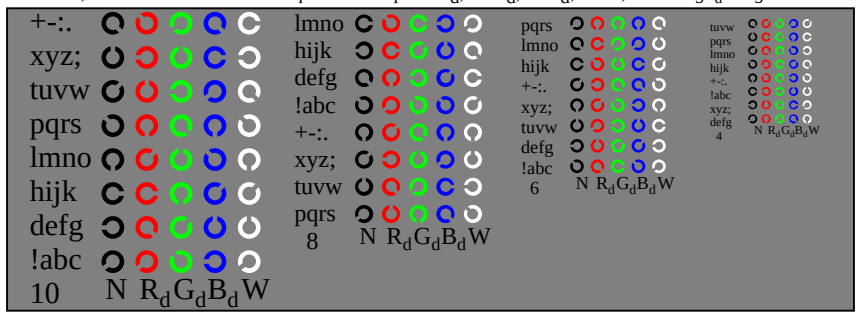

OE661−3, Picture D5Z-Z-006-0: Script and Landolt-rings N; R_d; G_d; B_d; W; *PS* operator $->rgb_d$ *setrgbcolor*



OE661−5, Picture D6Z-Z-006-0: Landolt-rings $Z-R_d$; $Z-G_d$; *PS* operator $->rgb_d$ *setrgbcolor*

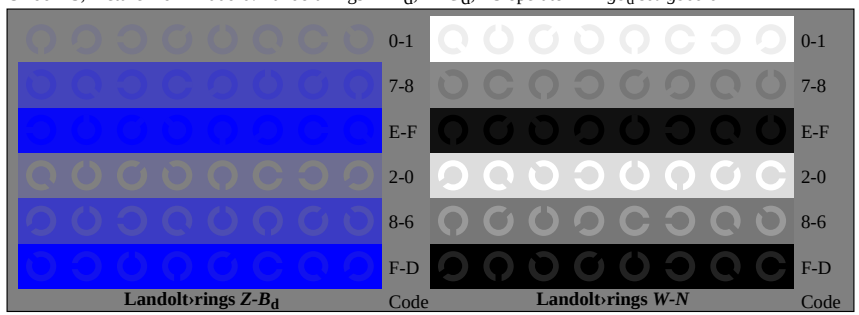

OE661−7, Picture D7Z-Z-006-0: Landolt-rings $Z-B_d$; $W-N$; *PS* operator $->rgb_d$ *setrgbcolor*

Documentation of assessor colour vision properties for visual assessment

The assessor has **normal** colour vision according to one test: **underline Yes/No**

either according to DIN 6160:1996 with Anomaloskop of *Nagel* **underline Yes/unknown**

or with test charts using colour points according to *Ishihara* **underline Yes/unknown**

or tested with, please specify: ..... **underline Yes/unknown**

For visual evaluation of the display (monitor, data projector) output

Office workplace illumination is daylight (clouded/north sky) **underline Yes/No**

PDF file: http://130.149.60.45/farbmetrik/OE66/OE66F1P2.PDF **underline Yes/No**

PS file: http://130.149.60.45/farbmetrik/OE66/OE66F1P2.PS **underline Yes/No**

Picture A7-006-2: **contrast range:** (>F:0) (F:0) (E:0) (D:0) (C:0) (A:0) (9:0) (7:0) (5:0) (3:0) (<3:0)

compare standard print output according to ISO/IEC 15775 with range F:0 **underline range**

Remark: In daylighted offices the contrast range is in many cases:
on display between: >F:0 and E:0 (monitor), D:0 and 3:0 (data projector)

Only for optional colorimetric specification with PDF/PS file output

PDF-File: http://130.149.60.45/farbmetrik/OE66/OE66F1P2.PDF
picture A7-006-2 **underline Yes/No**

PS-File: http://130.149.60.45/farbmetrik/OE66/OE66F1P2.PS
picture A7-006-2 **or underline Yes/No**

colour measurement and specification for:

CIE standard illuminant D65, 2 degree observer, CIE 45/0 geometry: **underline Yes/No**

If No, please give other parameters: .....

Colorimetric specification with PS file for colours in the columns A to T

Exchange of CIELAB data in file www.ps.bam.de/De17/10L/L17e00NP.PS and transfer of the PS-file L17e00NP.PS in PDF-file L17e00NP.PDF **underline Yes/No**

If No, please describe other method: .....

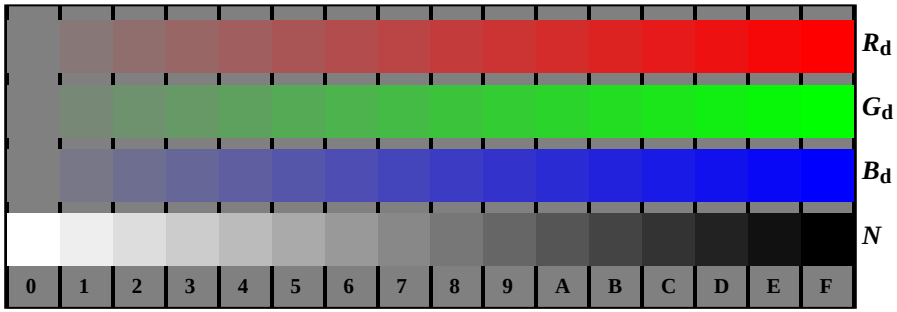

OE661−1, Picture D4Z-Z-007-0: 16 equidistant steps $Z-R_d$; $Z-G_d$; $Z-B_d$; $W-N$; *PS:* $->rgb_d$ *setrgbcolor*

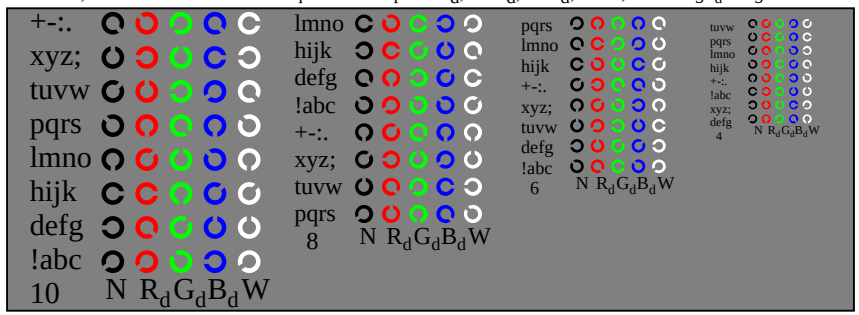

OE661−3, Picture D5Z-Z-007-0: Script and Landolt-rings N; R_d; G_d; B_d; W; *PS* operator $->rgb_d$ *setrgbcolor*

OE661−5, Picture D6Z-Z-007-0: Landolt-rings $Z-R_d$; $Z-G_d$; *PS* operator $->rgb_d$ *setrgbcolor*

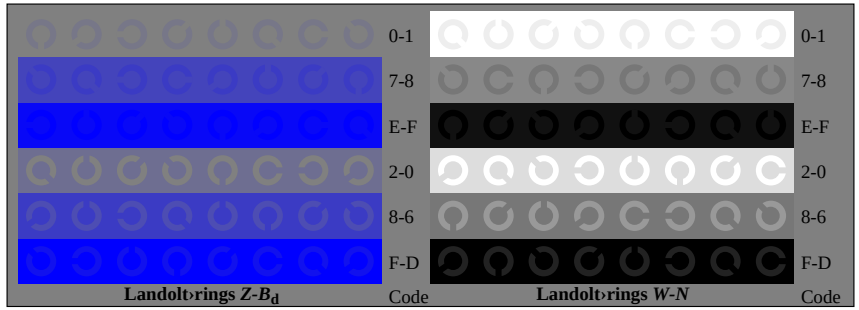

OE661−7, Picture D7Z-Z-007-0: Landolt-rings $Z-B_d$; $W-N$; *PS* operator $->rgb_d$ *setrgbcolor*

Documentation of assessor colour vision properties for visual assessment

The assessor has **normal** colour vision according to one test: **underline Yes/No**

either according to DIN 6160:1996 with Anomaloskop of *Nagel* **underline Yes/unknown**

or with test charts using colour points according to *Ishihara* **underline Yes/unknown**

or tested with, please specify: ..... **underline Yes/unknown**

For visual evaluation of the display (monitor, data projector) output

Office workplace illumination is daylight (clouded/north sky) **underline Yes/No**

PDF file: http://130.149.60.45/farbmetrik/OE66/OE66F1P2.PDF **underline Yes/No**

PS file: http://130.149.60.45/farbmetrik/OE66/OE66F1P2.PS **underline Yes/No**

Picture A7-007-2: **contrast range:** (>F:0) (F:0) (E:0) (D:0) (C:0) (A:0) (9:0) (7:0) (5:0) (3:0) (<3:0)

compare standard print output according to ISO/IEC 15775 with range F:0 **underline range**

Remark: In daylighted offices the contrast range is in many cases:

on display between: >F:0 and E:0 (monitor), D:0 and 3:0 (data projector)

Only for optional colorimetric specification with PDF/PS file output

PDF-File: http://130.149.60.45/farbmetrik/OE66/OE66F1P2.PDF

picture A7-007-2 **underline Yes/No**

PS-File: http://130.149.60.45/farbmetrik/OE66/OE66F1P2.PS

picture A7-007-2 **or underline Yes/No**

colour measurement and specification for:

CIE standard illuminant D65, 2 degree observer, CIE 45/0 geometry: **underline Yes/No**

If No, please give other parameters: .....

Colorimetric specification with PS file for colours in the columns A to T

Exchange of CIELAB data in file www.ps.bam.de/De17/10L/L17e00NP.PS and transfer

of the PS-file L17e00NP.PS in PDF-file L17e00NP.PDF **underline Yes/No**

If No, please describe other method: .....