http://farbe.li.tu-berlin.de/ME97/ME97L0N2.TXT /.PS; start output
N: no 3D-linearization (OL) in file (F) or PS-startup (S), page 1/1

raster
24 × 24

0

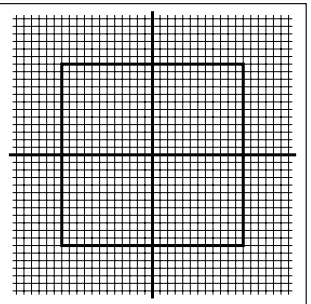

1−003000−L0 ME970−1N, BTe01

rosette
10 degree
radius
1,8 cm



1−003000−L0 ME970−2N, BTe02



<</HalftoneType 3 /Width 24 /Height 24 /Thresholds
% in middle 7 × 5 "10", 13 × 5 "20", 24 × 5 "30", etc.
>> sethalftone %<<, >> see PSL2−hand book, page 361

1−003000−L0 ME971−1N, BTe07

17 CIE-test colors



1−003000−L0 ME971−2N, BTe08

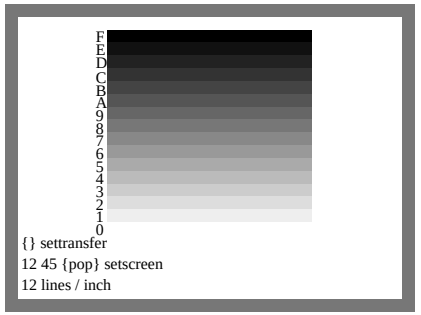

{} settransfer
12 45 {pop} setscreen
12 lines / inch

1−003000−L0 ME970−3N, BTe03

72 300 div 20 mul dup scale
1 8 t 1 O 1 13 t 10 O 2 @ 2 O 1 18 t 5 O
20 1 22 { 2 exch t 16 O} for

1−003000−L0 ME970−4N, BTe04

20 CIELAB *L**-lightnesses



1−003000−L0 ME971−2N, BTe09

20 CIE-*L*a*b**-colors

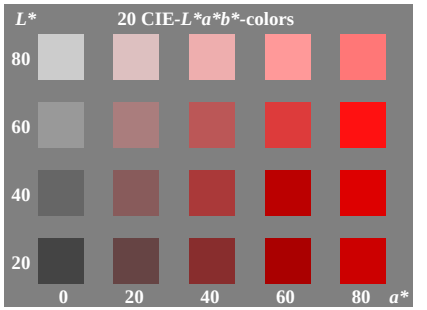

1−003000−L0 ME971−4N, BTe10

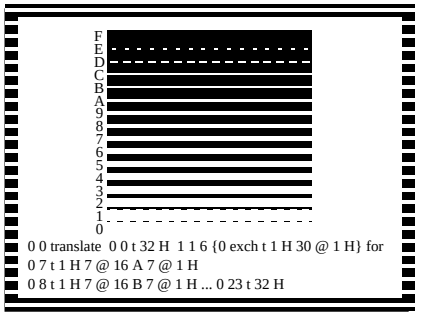

0 0 translate 0 0 t 32 H 1 1 6 {0 exch t 1 H 30 @ 1 H} for
0 7 t 1 H 7 @ 16 A 7 @ 1 H
0 8 t 1 H 7 @ 16 B 7 @ 1 H ... 0 23 t 32 H

1−003000−L0 ME970−5N, BTe05

basic, mixed colors, area cover



1−003000−L0 ME970−6N, BTe06_1



1−003000−L0 ME971−5N, BTe11



1−003000−L0 ME971−6N, BTe12



1−003000−L0 ME970−7N, BTe06_2

basic, mixed colors, area cover



1−003000−L0 ME970−8N, BTe06_3

1−003000−L0 ME971−7N, BTe13

1−003000−L0 ME971−1N, BTe14

see similar files: http://farbe.li.tu-berlin.de/ME97/ME97.HTM
http://130.149.60.45/~farbmetrik or http://farbe.li.tu-berlin.de

TUB registration: 20190801-ME97/ME97L0N2.TXT /.PS
application for measurement of display output

TUB material: code=rha4ta

TUB-test chart ME97; Computer graphics and colorimetry
Image series ME97, 3D=0, de=0

input: *rgb/cmyk −> rgb/cmyk*
output: no change