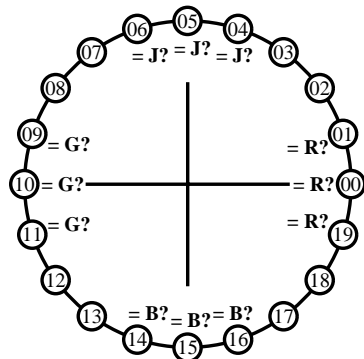


Agreement with elementary hues (Yes/No decision) HP Laserjet CP1514n

Layout example: agreement with elementary hues **Test chart 1 according to DIN 33872-5**



There are four elementary hues on each page: Red R, Yellow J (=french Jaune), Green G, and Blue B.

Input data 1 0 0 should produce Red R.
Input data 0 1 0 should produce Green G.
Input data 0 0 1 should produce Blue B.
Input data 1 1 0 should produce Yellow J.

The elementary hues Red R and Green G should locate on the horizontal axis.
The elementary hues Yellow J and Blue B should locate on the vertical axis.

This test uses a hue circle with 20 hues.

No. 00 and 10 should be Red R and Green G.
No. 05 and 15 should be Yellow J and Blue B.

Are no. 00, 05, 10, and 15 the four elementary hues R, J, G and B? underline: **Yes/No**

Only in case of "No": **inapplicable**

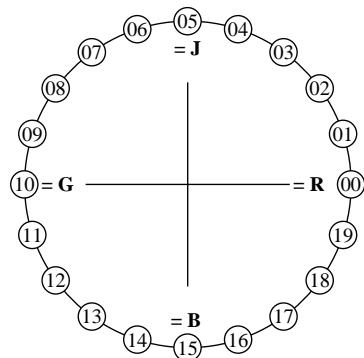
Elementary Red R is hue step no. (e. g. 00, 01, 19)	(neither yellowish nor blueish)
Elementary Yellow J is hue step no. (e. g. 05, 04, 06)	(neither reddish nor greenish)
Elementary Green G is hue step no. (e. g. 10, 09, 11)	(neither yellowish nor blueish)
Elementary Blue B is hue step no. (e. g. 15, 14, 16)	(neither reddish nor greenish)
Result: Of the 4 elementary hues (e.g. three) are at the intended location	

Part 1

LE950-3, De150-3

Discriminability of colours with 20 hues (Yes/No decision) HP Laserjet CP1514n

Layout example: discriminability of 20 hues **Test chart 1 according to DIN 33872-5**



There are four elementary hues on each page: Red R, Yellow J (=french Jaune), Green G, and Blue B.

Input data 1 0 0 should produce Red R.
Input data 0 1 0 should produce Green G.
Input data 0 0 1 should produce Blue B.
Input data 1 1 0 should produce Yellow J.

Four hue steps are between:
Red R and Yellow J, Yellow J and Green G,
Green G and Blue B, and Blue B and Red R.

This test uses a hue circle with 20 hues.
All 20 hues should be distinguishable.

For this test it is **not** necessary:

1. All 20 differences are visually equal.
2. Elementary hues locate at 00, 05, 10, and 15.

Are all 20 colours of the 20 hues distinguishable? underline: **Yes/No**

Only in case of "No":

The colours of the two hue steps no. (e. g. 00 and 01)	00, 01.	are not distinguishable
The colours of the two hue steps no. (e. g. 14 and 15)	14, 15.	are not distinguishable
The colours of the two hue steps no. (e. g. 15 and 16)	15, 16.	are not distinguishable
List other pairs:		
Result: Of the 20 hue differences are (e.g. 18) 17 differences visible		

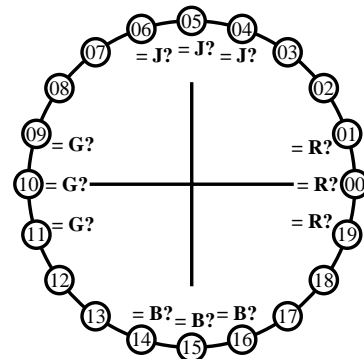
Part 2

LE950-7, De151-3

Test charts 1 and 2, Agreement elementary colours and discriminability of 20 hues (Two Yes/No decisions)

Agreement with elementary hues (Yes/No decision) HP Laserjet CP1514n

Layout example: agreement with elementary hues **Test chart 2 according to DIN 33872-5**



There are four elementary hues on each page: Red R, Yellow J (=french Jaune), Green G, and Blue B.

Input data 1 0 0 should produce Red R.
Input data 0 1 0 should produce Green G.
Input data 0 0 1 should produce Blue B.
Input data 1 1 0 should produce Yellow J.

The elementary hues Red R and Green G should locate on the horizontal axis.
The elementary hues Yellow J and Blue B should locate on the vertical axis.

This test uses a hue circle with 20 hues.

No. 00 and 10 should be Red R and Green G.
No. 05 and 15 should be Yellow J and Blue B.

Are no. 00, 05, 10, and 15 the four elementary hues R, J, G and B? underline: **Yes/No**

Only in case of "No":

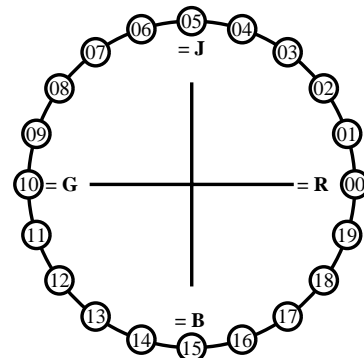
Elementary Red R is hue step no. (e. g. 00, 01, 19)	00.	(neither yellowish nor blueish)
Elementary Yellow J is hue step no. (e. g. 05, 04, 06)	05.	(neither reddish nor greenish)
Elementary Green G is hue step no. (e. g. 10, 09, 11)	10.	(neither yellowish nor blueish)
Elementary Blue B is hue step no. (e. g. 15, 14, 16)	14.	(neither reddish nor greenish)
Result: Of the 4 elementary hues (e.g. three) 3 are at the intended location		

Part 3

LE951-3, De150-3

Discriminability of colours with 20 hues (Yes/No decision) HP Laserjet CP1514n

Layout example: discriminability of 20 hues **Test chart 2 according to DIN 33872-5**



There are four elementary hues on each page: Red R, Yellow J (=french Jaune), Green G, and Blue B.

Input data 1 0 0 should produce Red R.
Input data 0 1 0 should produce Green G.
Input data 0 0 1 should produce Blue B.
Input data 1 1 0 should produce Yellow J.

Four hue steps are between:
Red R and Yellow J, Yellow J and Green G,
Green G and Blue B, and Blue B and Red R.

This test uses a hue circle with 20 hues.
All 20 hues should be distinguishable.

For this test it is **not** necessary:

1. All 20 differences are visually equal.
2. Elementary hues locate at 00, 05, 10, and 15.

Are all 20 colours of the 20 hues distinguishable?

underline: **Yes/No**

Only in case of "No": **inapplicable**

The colours of the two hue steps no. (e. g. 00 and 01)	are not distinguishable
The colours of the two hue steps no. (e. g. 14 and 15)	are not distinguishable
The colours of the two hue steps no. (e. g. 15 and 16)	are not distinguishable
List other pairs:	
Result: Of the 20 hue differences are (e.g. 18) differences visible	

Part 4

LE951-7, De151-3

input: **rgb->rgb_d setrgbcolor**
output: no change compared to input