See original or copy: http://web.me.com/klaus.richter/KE39/KE39L0N1.TXT /.PS
Technical information: http://www.ps.bam.de or http://130.149.60.45/~farbmetrik

Colorimetric data of Television Luminous System TLS00 for CIE lightness L^*_N=00 of black

System: **TLS00**
Monitor: **CRT**

***standard* CIELAB (a^*, b^*) chroma diagram**

***Y* Yellow**
LCH^* = 91.9 88.1 98
LAB^* = 91.9 −13.0 87.1

***O* Orange red**
LCH^* = 56.0 102.1 41
LAB^* = 56.0 77.5 66.4

***L* Leaf green**
LCH^* = 80.2 115.2 140
LAB^* = 80.2 −88.5 73.8

***M* Magenta red**
LCH^* = 63.1 103.0 330
LAB^* = 63.1 89.5 −51.0

***C* Cyan blue**
LCH^* = 84.2 54.0 202
LAB^* = 84.2 −50.1 −20.0

***V* Violet blue**
LCH^* = 33.4 118.4 302
LAB^* = 33.4 63.3 −100.1

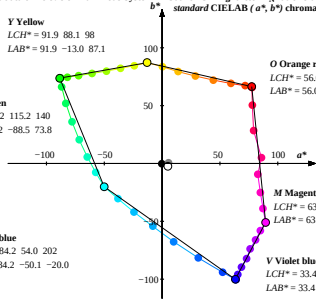

KE390−3N, 24/66

Colorimetric data of Television Luminous System TLS18a for CIE lightness L^*_N=18 of black

System: **TLS18a**
Monitor: **CRT**
Reflection: Y_N **= 2.52**
L^*_N **= 18.01**

***adapted* CIELAB (a^*_a, b^*_a) chroma diagram**

***Y* Yellow**
LCH^*_a = 92.0 85.6 102
LAB^*_a = 92.0 −17.2 83.8

***O* Orange red**
LCH^*_a = 57.8 89.5 38
LAB^*_a = 57.8 70.4 55.4

***L* Leaf green**
LCH^*_a = 80.7 112.3 142
LAB^*_a = 80.7 −88.0 69.9

***M* Magenta red**
LCH^*_a = 64.4 95.0 330
LAB^*_a = 64.4 82.4 −47.3

***C* Cyan blue**
LCH^*_a = 84.6 55.1 198
LAB^*_a = 84.6 −52.3 −17.3

***V* Violet blue**
LCH^*_a = 37.8 106.2 300
LAB^*_a = 37.8 53.4 −91.8

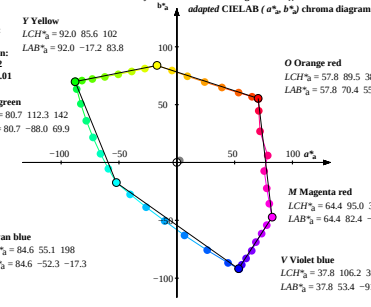

KE391−3N, 36/66

Colorimetric data of Television Luminous System TLS00a for CIE lightness L^*_N=00 of black

System: **TLS00a**
Monitor: **CRT**
Reflection: Y_N **= 0.0**
L^*_N **= 0.0**

***adapted* CIELAB (a^*_a, b^*_a) chroma diagram**

***Y* Yellow**
LCH^*_a = 91.9 91.3 101
LAB^*_a = 91.9 −17.8 89.6

***O* Orange red**
LCH^*_a = 56.0 101.2 42
LAB^*_a = 56.0 74.7 68.3

***L* Leaf green**
LCH^*_a = 80.2 119.9 141
LAB^*_a = 80.2 −92.7 76.0

***M* Magenta red**
LCH^*_a = 63.0 99.5 330
LAB^*_a = 63.0 86.4 −49.4

***C* Cyan blue**
LCH^*_a = 84.2 57.4 198
LAB^*_a = 84.2 −54.5 −17.9

***V* Violet blue**
LCH^*_a = 33.3 117.1 302
LAB^*_a = 33.3 61.9 −99.4

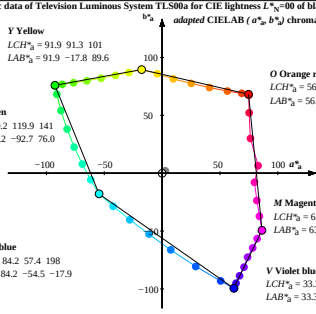

KE390−7N, 30/66

Colorimetric data of Television Luminous System TLS70a for CIE lightness L^*_N=70 of black

System: **TLS70a**
Monitor: **CRT**
Reflection: Y_N **= 40.32**
L^*_N **= 69.7**

***adapted* CIELAB (a^*_a, b^*_a) chroma diagram**

***Y* Yellow**
LCH^*_a = 93.5 35.2 105
LAB^*_a = 93.5 −9.2 34.0

***O* Orange red**
LCH^*_a = 78.1 30.9 25
LAB^*_a = 78.1 28.1 13.0

***L* Leaf green**
LCH^*_a = 87.7 45.2 146
LAB^*_a = 87.7 −37.5 25.2

***M* Magenta red**
LCH^*_a = 80.5 43.1 329
LAB^*_a = 80.5 36.9 −22.3

***C* Cyan blue**
LCH^*_a = 89.6 26.5 200
LAB^*_a = 89.6 −24.9 −9.3

***V* Violet blue**
LCH^*_a = 72.6 37.7 291
LAB^*_a = 72.6 13.3 −35.3

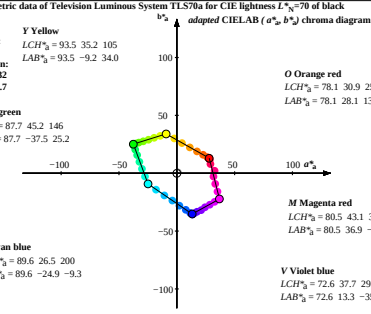

KE391−7N, 44/66

TUB registration: 20100601-KE39/KE39L0N1.TXT /.PS
application for measurement of printer or monitor systems
TUB material: code=ha4ta

TUB-test chart KE39; Hue circle and colorimetric data
Measurement of CRT display and for L*r=0, 2,5, and 40%

input: *olv* setrgbcolor*
output: *no change compared to input*