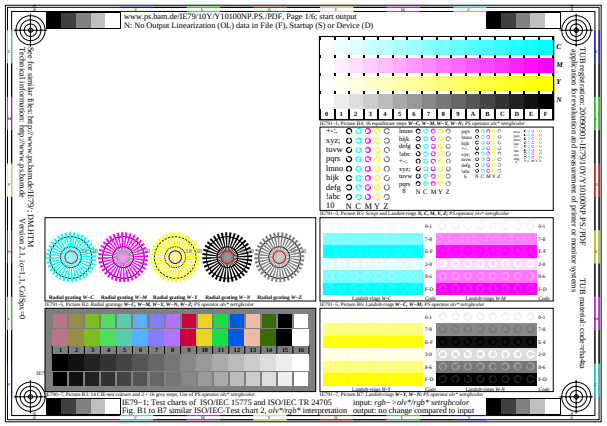
www.ps.ham.de/IE79/10Y/Y10100NP.PS./PDF, Page 1/6; start output
N: No Output Linearization (OL) data in File (F), Startup (S) or Device (D)
IE79–1; Test charts of ISO/IEC 15775 and ISO/IEC TR 24705
Fig. B1 to B7 similar ISO/IEC-Test chart 2, olv*/rgb* interpretation
input: rgb–>olv*/rgb* setrgbcolor
output: no change compared to input


www.ps.ham.de/IE79/10Y/Y10100NP.PS./PDF, Page 1/6; start output
N: No Output Linearization (OL) data in File (F), Startup (S) or Device (D)
IE79–2; Test charts of ISO/IEC 15775 and ISO/IEC TR 24705
Fig. B4 to B7 similar ISO/IEC-Test chart 2, olv*/rgb* interpretation
input: rgb–>olv*/rgb* setrgbcolor
output: no change compared to input

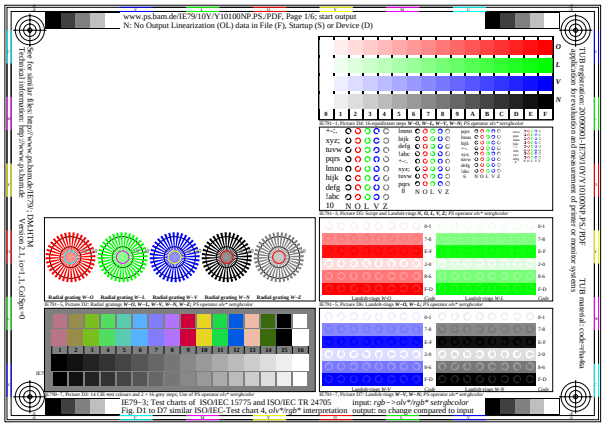
www.ps.ham.de/IE79/10Y/Y10100NP.PS./PDF, Page 1/6; start output
N: No Output Linearization (OL) data in File (F), Startup (S) or Device (D)
IE79–3; Test charts of ISO/IEC 15775 and ISO/IEC TR 24705
Fig. D1 to D7 similar ISO/IEC-Test chart 4, olv*/rgb* interpretation
input: rgb–>olv*/rgb* setrgbcolor
output: no change compared to input

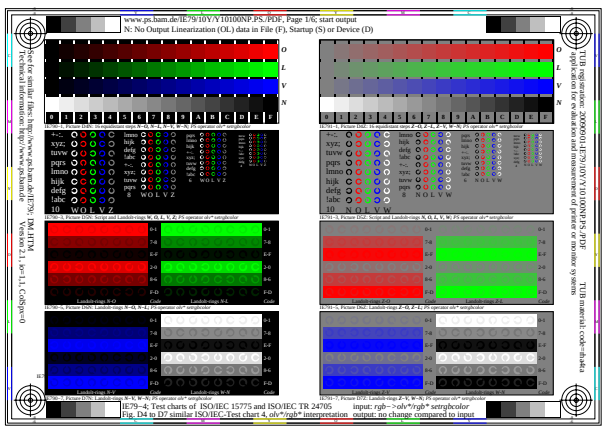
www.ps.ham.de/IE79/10Y/Y10100NP.PS./PDF, Page 1/6; start output
N: No Output Linearization (OL) data in File (F), Startup (S) or Device (D)
IE79–4; Test charts of ISO/IEC 15775 and ISO/IEC TR 24705
Fig. D4 to D7 similar ISO/IEC-Test chart 4, olv*/rgb* interpretation
input: rgb–>olv*/rgb* setrgbcolor
output: no change compared to input

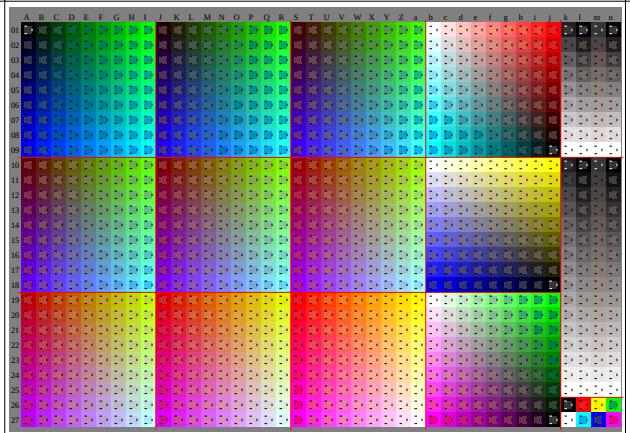

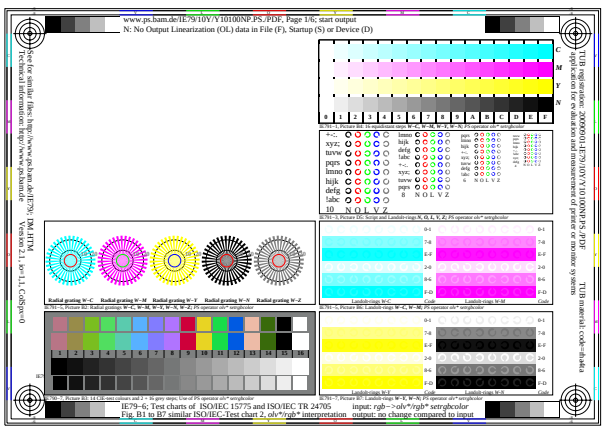
www.ps.ham.de/IE79/10Y/Y10100NP.PS./PDF, Page 1/6; start output
N: No Output Linearization (OL) data in File (F), Startup (S) or Device (D)
IE79–6; Test charts of ISO/IEC 15775 and ISO/IEC TR 24705
Fig. B1 to B7 similar ISO/IEC-Test chart 2, olv*/rgb* interpretation
input: rgb–>olv*/rgb* setrgbcolor
output: no change compared to input

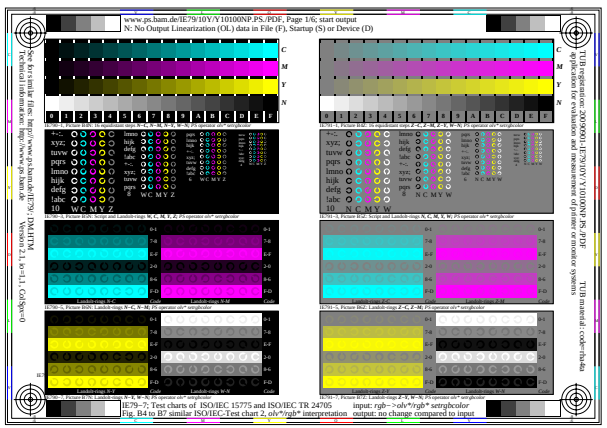
www.ps.ham.de/IE79/10Y/Y10100NP.PS./PDF, Page 1/6; start output
N: No Output Linearization (OL) data in File (F), Startup (S) or Device (D)
IE79–7; Test charts of ISO/IEC 15775 and ISO/IEC TR 24705
Fig. B4 to B7 similar ISO/IEC-Test chart 2, olv*/rgb* interpretation
input: rgb–>olv*/rgb* setrgbcolor
output: no change compared to input

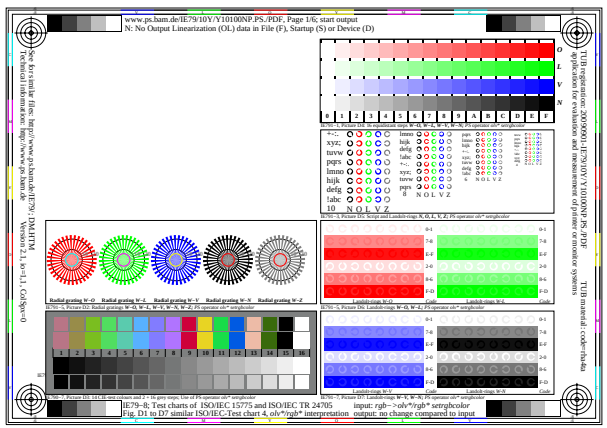
www.ps.ham.de/IE79/10Y/Y10100NP.PS./PDF, Page 1/6; start output
N: No Output Linearization (OL) data in File (F), Startup (S) or Device (D)
IE79–8; Test charts of ISO/IEC 15775 and ISO/IEC TR 24705
Fig. D1 to D7 similar ISO/IEC-Test chart 4, olv*/rgb* interpretation
input: rgb–>olv*/rgb* setrgbcolor
output: no change compared to input

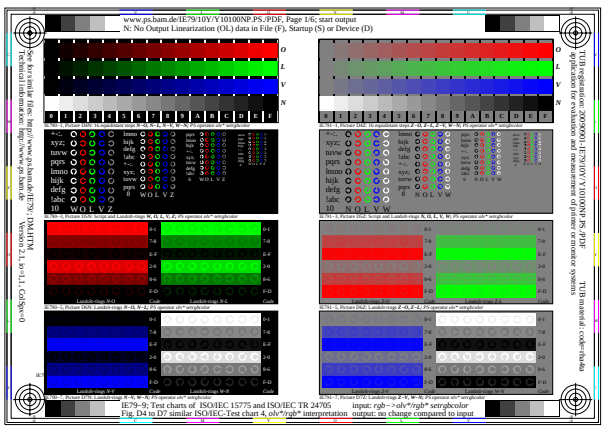
www.ps.ham.de/IE79/10Y/Y10100NP.PS./PDF, Page 1/6; start output
N: No Output Linearization (OL) data in File (F), Startup (S) or Device (D)
IE79–9; Test charts of ISO/IEC 15775 and ISO/IEC TR 24705
Fig. D4 to D7 similar ISO/IEC-Test chart 4, olv*/rgb* interpretation
input: rgb–>olv*/rgb* setrgbcolor
output: no change compared to input


www.ps.ham.de/IE79/10Y/Y10100NP.PS./PDF, Page 1/6; transfer and output
N: No Output Linearization (OL) data in File (F), Startup (S) or Device (D)
See for similar files: http://www.ps.ham.de/IE79/; DM.HTM
Technical information: http://www.ps.ham.de
Version 2.1, ev=1.1, GoSyn=0
TUB registration: 20090901-IE79/10Y/Y10100NP.PS./PDF
application for evaluation and measurement of printer or monitor systems
TUB material: code=0b4da
IE79–1; Test charts of ISO/IEC 15775 and ISO/IEC TR 24705 input: rgb–>olv*/rgb* setrgbcolor
Fig. B1 to B7 similar ISO/IEC-Test chart 2, olv*/rgb* interpretation output: olv*/rgb*–>cmyn6* setcmyk


www.ps.ham.de/IE79/10Y/Y10100NP.PS./PDF, Page 1/6; transfer and output
N: No Output Linearization (OL) data in File (F), Startup (S) or Device (D)
See for similar files: http://www.ps.ham.de/IE79/; DM.HTM
Technical information: http://www.ps.ham.de
Version 2.1, ev=1.1, GoSyn=0
TUB registration: 20090901-IE79/10Y/Y10100NP.PS./PDF
application for evaluation and measurement of printer or monitor systems
TUB material: code=0b4da
IE79–2; Test charts of ISO/IEC 15775 and ISO/IEC TR 24705 input: rgb–>olv*/rgb* setrgbcolor
Fig. B4 to B7 similar ISO/IEC-Test chart 2, olv*/rgb* interpretation output: olv*/rgb*–>cmyn6* setcmyk


www.ps.ham.de/IE79/10Y/Y10100NP.PS./PDF, Page 1/6; transfer and output
N: No Output Linearization (OL) data in File (F), Startup (S) or Device (D)
See for similar files: http://www.ps.ham.de/IE79/; DM.HTM
Technical information: http://www.ps.ham.de
Version 2.1, ev=1.1, GoSyn=0
TUB registration: 20090901-IE79/10Y/Y10100NP.PS./PDF
application for evaluation and measurement of printer or monitor systems
TUB material: code=0b4da
IE79–3; Test charts of ISO/IEC 15775 and ISO/IEC TR 24705 input: rgb–>olv*/rgb* setrgbcolor
Fig. D1 to D7 similar ISO/IEC-Test chart 4, olv*/rgb* interpretation output: olv*/rgb*–>cmyn6* setcmyk


www.ps.ham.de/IE79/10Y/Y10100NP.PS./PDF, Page 1/6; transfer and output
N: No Output Linearization (OL) data in File (F), Startup (S) or Device (D)
See for similar files: http://www.ps.ham.de/IE79/; DM.HTM
Technical information: http://www.ps.ham.de
Version 2.1, ev=1.1, GoSyn=0
TUB registration: 20090901-IE79/10Y/Y10100NP.PS./PDF
application for evaluation and measurement of printer or monitor systems
TUB material: code=0b4da
IE79–4; Test charts of ISO/IEC 15775 and ISO/IEC TR 24705 input: rgb–>olv*/rgb* setrgbcolor
Fig. D4 to D7 similar ISO/IEC-Test chart 4, olv*/rgb* interpretation output: olv*/rgb*–>cmyn6* setcmyk

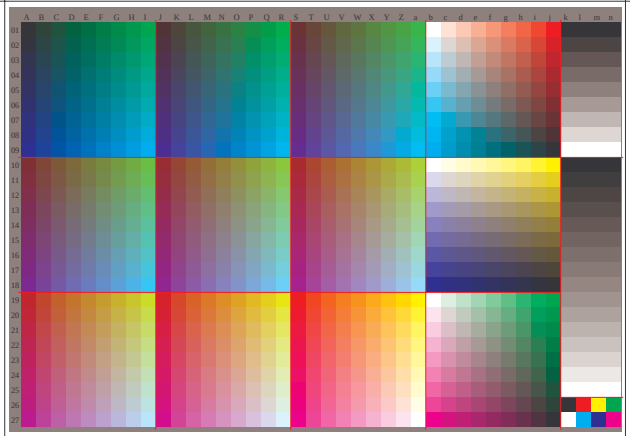


www.ps.ham.de/IE79/10Y/Y10100NP.PS./PDF, Page 1/6; transfer and output
N: No Output Linearization (OL) data in File (F), Startup (S) or Device (D)
See for similar files: http://www.ps.ham.de/IE79/; DM.HTM
Technical information: http://www.ps.ham.de
Version 2.1, ev=1.1, GoSyn=0
TUB registration: 20090901-IE79/10Y/Y10100NP.PS./PDF
application for evaluation and measurement of printer or monitor systems
TUB material: code=0b4da
IE79–6; Test charts of ISO/IEC 15775 and ISO/IEC TR 24705 input: rgb–>olv*/rgb* setrgbcolor
Fig. B1 to B7 similar ISO/IEC-Test chart 2, olv*/rgb* interpretation output: olv*/rgb*–>cmyn6* setcmyk


www.ps.ham.de/IE79/10Y/Y10100NP.PS./PDF, Page 1/6; transfer and output
N: No Output Linearization (OL) data in File (F), Startup (S) or Device (D)
See for similar files: http://www.ps.ham.de/IE79/; DM.HTM
Technical information: http://www.ps.ham.de
Version 2.1, ev=1.1, GoSyn=0
TUB registration: 20090901-IE79/10Y/Y10100NP.PS./PDF
application for evaluation and measurement of printer or monitor systems
TUB material: code=0b4da
IE79–7; Test charts of ISO/IEC 15775 and ISO/IEC TR 24705 input: rgb–>olv*/rgb* setrgbcolor
Fig. B4 to B7 similar ISO/IEC-Test chart 2, olv*/rgb* interpretation output: olv*/rgb*–>cmyn6* setcmyk


www.ps.ham.de/IE79/10Y/Y10100NP.PS./PDF, Page 1/6; transfer and output
N: No Output Linearization (OL) data in File (F), Startup (S) or Device (D)
See for similar files: http://www.ps.ham.de/IE79/; DM.HTM
Technical information: http://www.ps.ham.de
Version 2.1, ev=1.1, GoSyn=0
TUB registration: 20090901-IE79/10Y/Y10100NP.PS./PDF
application for evaluation and measurement of printer or monitor systems
TUB material: code=0b4da
IE79–8; Test charts of ISO/IEC 15775 and ISO/IEC TR 24705 input: rgb–>olv*/rgb* setrgbcolor
Fig. D1 to D7 similar ISO/IEC-Test chart 4, olv*/rgb* interpretation output: olv*/rgb*–>cmyn6* setcmyk


www.ps.ham.de/IE79/10Y/Y10100NP.PS./PDF, Page 1/6; transfer and output
N: No Output Linearization (OL) data in File (F), Startup (S) or Device (D)
See for similar files: http://www.ps.ham.de/IE79/; DM.HTM
Technical information: http://www.ps.ham.de
Version 2.1, ev=1.1, GoSyn=0
TUB registration: 20090901-IE79/10Y/Y10100NP.PS./PDF
application for evaluation and measurement of printer or monitor systems
TUB material: code=0b4da
IE79–9; Test charts of ISO/IEC 15775 and ISO/IEC TR 24705 input: rgb–>olv*/rgb* setrgbcolor
Fig. D4 to D7 similar ISO/IEC-Test chart 4, olv*/rgb* interpretation output: olv*/rgb*–>cmyn6* setcmyk


www.ps.ham.de/IE79/10Y/Y10100NP.PS./PDF, Page 1/6; transfer and output
N: No Output Linearization (OL) data in File (F), Startup (S) or Device (D); Separation: c n
IE79–1; Test charts of ISO/IEC 15775 and ISO/IEC TR 24705
Fig. B1 to B7 similar ISO/IEC–Test chart 2, olv*/rgb* interpretation
input: rgb–>olv*/rgb* setrgbcolor
output: olv*/rgb*–>cmyn6* setcmyk


www.ps.ham.de/IE79/10Y/Y10100NP.PS./PDF, Page 1/6; transfer and output
N: No Output Linearization (OL) data in File (F), Startup (S) or Device (D); Separation: c n
IE79–2; Test charts of ISO/IEC 15775 and ISO/IEC TR 24705
Fig. B4 to B7 similar ISO/IEC–Test chart 2, olv*/rgb* interpretation
input: rgb–>olv*/rgb* setrgbcolor
output: olv*/rgb*–>cmyn6* setcmyk


www.ps.ham.de/IE79/10Y/Y10100NP.PS./PDF, Page 1/6; transfer and output
N: No Output Linearization (OL) data in File (F), Startup (S) or Device (D); Separation: c n
IE79–3; Test charts of ISO/IEC 15775 and ISO/IEC TR 24705
Fig. D1 to D7 similar ISO/IEC–Test chart 4, olv*/rgb* interpretation
input: rgb–>olv*/rgb* setrgbcolor
output: olv*/rgb*–>cmyn6* setcmyk

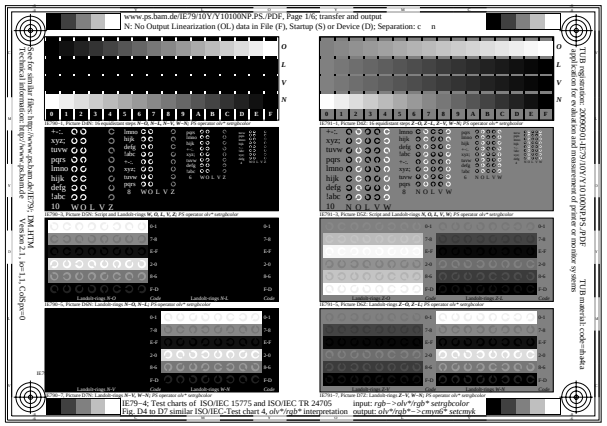
www.ps.ham.de/IE79/10Y/Y10100NP.PS./PDF, Page 1/6; transfer and output
N: No Output Linearization (OL) data in File (F), Startup (S) or Device (D); Separation: c n
IE79–4; Test charts of ISO/IEC 15775 and ISO/IEC TR 24705
Fig. D4 to D7 similar ISO/IEC–Test chart 4, olv*/rgb* interpretation
input: rgb–>olv*/rgb* setrgbcolor
output: olv*/rgb*–>cmyn6* setcmyk




www.ps.ham.de/IE79/10Y/Y10100NP.PS./PDF, Page 1/6; transfer and output
N: No Output Linearization (OL) data in File (F), Startup (S) or Device (D); Separation: c m n
IE79–6; Test charts of ISO/IEC 15775 and ISO/IEC TR 24705
Fig. B1 to B7 similar ISO/IEC–Test chart 2, olv*/rgb* interpretation
input: rgb–>olv*/rgb* setrgbcolor
output: olv*/rgb*–>cmyn6* setcmyk

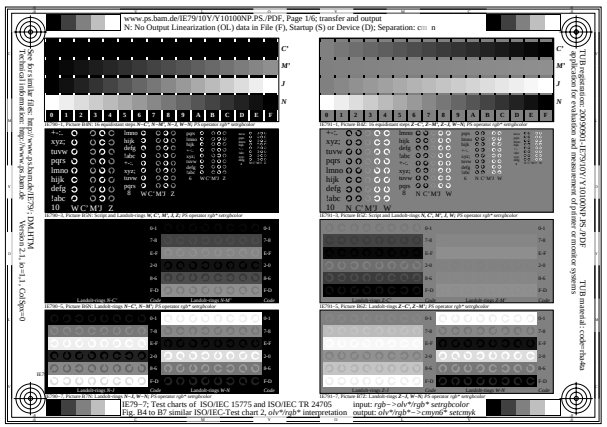
www.ps.ham.de/IE79/10Y/Y10100NP.PS./PDF, Page 1/6; transfer and output
N: No Output Linearization (OL) data in File (F), Startup (S) or Device (D); Separation: c m n
IE79–7; Test charts of ISO/IEC 15775 and ISO/IEC TR 24705
Fig. B4 to B7 similar ISO/IEC–Test chart 2, olv*/rgb* interpretation
input: rgb–>olv*/rgb* setrgbcolor
output: olv*/rgb*–>cmyn6* setcmyk


www.ps.ham.de/IE79/10Y/Y10100NP.PS./PDF, Page 1/6; transfer and output
N: No Output Linearization (OL) data in File (F), Startup (S) or Device (D); Separation: c m n
IE79–8; Test charts of ISO/IEC 15775 and ISO/IEC TR 24705
Fig. D1 to D7 similar ISO/IEC–Test chart 4, olv*/rgb* interpretation
input: rgb–>olv*/rgb* setrgbcolor
output: olv*/rgb*–>cmyn6* setcmyk


www.ps.ham.de/IE79/10Y/Y10100NP.PS./PDF, Page 1/6; transfer and output
N: No Output Linearization (OL) data in File (F), Startup (S) or Device (D); Separation: c m n
IE79–9; Test charts of ISO/IEC 15775 and ISO/IEC TR 24705
Fig. D4 to D7 similar ISO/IEC–Test chart 4, olv*/rgb* interpretation
input: rgb–>olv*/rgb* setrgbcolor
output: olv*/rgb*–>cmyn6* setcmyk


www.ps.bam.de/IE79/10Y/Y10100NP.PS./PDF, Page 1/6; transfer and output
N: No Output Linearization (OL) data in File (F), Startup (S) or Device (D); Separation: m n
See for similar files: http://www.ps.bam.de/IE79/; DM.HTM
Technical information: http://www.ps.bam.de
Version 2.1, ov=1.1, CoSyn=0
TUB registration: 20090901-IE79/10Y/Y10100NP.PS./PDF
application for evaluation and measurement of printer or monitor systems
TUB material: code=0ba4a
IE79-1; Picture B4: 16 equidistant steps W-C, W-M, W-Y, W-N; PS operator ob* setrgbcolor
IE79-1; Picture B5: Script and Landolt-rings W, C, M, Y, Z; PS operator ob* setrgbcolor
IE79-1; Picture B2: Radial gratings W-C, W-M, W-Y, W-N, W-Z; PS operator ob* setrgbcolor
IE79-1; Picture B6: Landolt-rings W-C, W-M; PS operator ob* setrgbcolor
IE79-1; Picture B1: 14 CIE-test colours and 2 × 16 grey steps; Use of PS operator ob* setrgbcolor
IE79-1; Picture B7: Landolt-rings W-Y, W-N; PS operator ob* setrgbcolor
IE79–1; Test charts of ISO/IEC 15775 and ISO/IEC TR 24705 input: rgb–>olv*/rgb* setrgbcolor
Fig. B1 to B7 similar ISO/IEC-Test chart 2, olv*/rgb* interpretation output: olv*/rgb*–>cmyn6* setcmyk

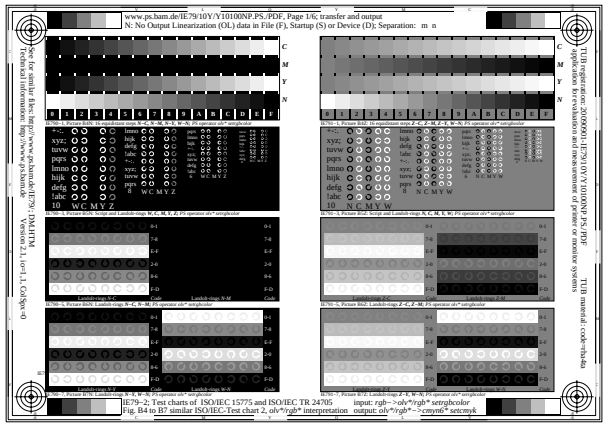
www.ps.bam.de/IE79/10Y/Y10100NP.PS./PDF, Page 1/6; transfer and output
N: No Output Linearization (OL) data in File (F), Startup (S) or Device (D); Separation: m n
See for similar files: http://www.ps.bam.de/IE79/; DM.HTM
Technical information: http://www.ps.bam.de
Version 2.1, ov=1.1, CoSyn=0
TUB registration: 20090901-IE79/10Y/Y10100NP.PS./PDF
application for evaluation and measurement of printer or monitor systems
TUB material: code=0ba4a
IE79-1; Picture B4: 16 equidistant steps Z-C, Z-M, Z-Y, W-N; PS operator ob* setrgbcolor
IE79-1; Picture B5: Script and Landolt-rings W, C, M, Y, Z; PS operator ob* setrgbcolor
IE79-1; Picture B2: Script and Landolt-rings X, C, M, Y, W; PS operator ob* setrgbcolor
IE79-1; Picture B6N: Landolt-rings W-C, W-M; PS operator ob* setrgbcolor
IE79-1; Picture B6Z: Landolt-rings Z-C, Z-M; PS operator ob* setrgbcolor
IE79-1; Picture B1: 14 CIE-test colours and 2 × 16 grey steps; Use of PS operator ob* setrgbcolor
IE79-1; Picture B7N: Landolt-rings W-Y, W-N; PS operator ob* setrgbcolor
IE79-1; Picture B7Z: Landolt-rings Z-Y, W-N; PS operator ob* setrgbcolor
IE79–2; Test charts of ISO/IEC 15775 and ISO/IEC TR 24705 input: rgb–>olv*/rgb* setrgbcolor
Fig. B4 to B7 similar ISO/IEC-Test chart 2, olv*/rgb* interpretation output: olv*/rgb*–>cmyn6* setcmyk


www.ps.bam.de/IE79/10Y/Y10100NP.PS./PDF, Page 1/6; transfer and output
N: No Output Linearization (OL) data in File (F), Startup (S) or Device (D); Separation: m n
See for similar files: http://www.ps.bam.de/IE79/; DM.HTM
Technical information: http://www.ps.bam.de
Version 2.1, ov=1.1, CoSyn=0
TUB registration: 20090901-IE79/10Y/Y10100NP.PS./PDF
application for evaluation and measurement of printer or monitor systems
TUB material: code=0ba4a
IE79-1; Picture D4: 16 equidistant steps W-L, W-V, W-N; PS operator ob* setrgbcolor
IE79-1; Picture D5: Script and Landolt-rings K, O, L, V, Z; PS operator ob* setrgbcolor
IE79-1; Picture D2: Radial gratings W-O, W-L, W-V, W-N, W-Z; PS operator ob* setrgbcolor
IE79-1; Picture D6: Landolt-rings W-O, W-L; PS operator ob* setrgbcolor
IE79-1; Picture D1: 14 CIE-test colours and 2 × 16 grey steps; Use of PS operator ob* setrgbcolor
IE79-1; Picture D7: Landolt-rings W-V, W-N; PS operator ob* setrgbcolor
IE79–3; Test charts of ISO/IEC 15775 and ISO/IEC TR 24705 input: rgb–>olv*/rgb* setrgbcolor
Fig. D1 to D7 similar ISO/IEC-Test chart 4, olv*/rgb* interpretation output: olv*/rgb*–>cmyn6* setcmyk

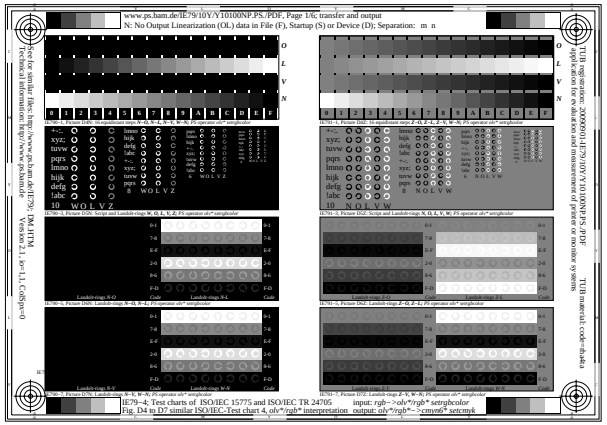
www.ps.bam.de/IE79/10Y/Y10100NP.PS./PDF, Page 1/6; transfer and output
N: No Output Linearization (OL) data in File (F), Startup (S) or Device (D); Separation: m n
See for similar files: http://www.ps.bam.de/IE79/; DM.HTM
Technical information: http://www.ps.bam.de
Version 2.1, ov=1.1, CoSyn=0
TUB registration: 20090901-IE79/10Y/Y10100NP.PS./PDF
application for evaluation and measurement of printer or monitor systems
TUB material: code=0ba4a
IE79-1; Picture D4: 16 equidistant steps V-L, V-V, V-N; PS operator ob* setrgbcolor
IE79-1; Picture D5: 16 equidistant steps Z-O, Z-L, Z-V, W-N; PS operator ob* setrgbcolor
IE79-1; Picture D2N: Script and Landolt-rings W, O, L, V, Z; PS operator ob* setrgbcolor
IE79-1; Picture D2Z: Script and Landolt-rings N, O, L, V, W; PS operator ob* setrgbcolor
IE79-1; Picture D6N: Landolt-rings W-O, V-L; PS operator ob* setrgbcolor
IE79-1; Picture D6Z: Landolt-rings Z-O, Z-L; PS operator ob* setrgbcolor
IE79-1; Picture D7N: Landolt-rings W-V, W-N; PS operator ob* setrgbcolor
IE79-1; Picture D7Z: Landolt-rings Z-V, W-N; PS operator ob* setrgbcolor
IE79–4; Test charts of ISO/IEC 15775 and ISO/IEC TR 24705 input: rgb–>olv*/rgb* setrgbcolor
Fig. D4 to D7 similar ISO/IEC-Test chart 4, olv*/rgb* interpretation output: olv*/rgb*–>cmyn6* setcmyk




www.ps.bam.de/IE79/10Y/Y10100NP.PS./PDF, Page 1/6; transfer and output
N: No Output Linearization (OL) data in File (F), Startup (S) or Device (D); Separation: m n
See for similar files: http://www.ps.bam.de/IE79/; DM.HTM
Technical information: http://www.ps.bam.de
Version 2.1, ov=1.1, CoSyn=0
TUB registration: 20090901-IE79/10Y/Y10100NP.PS./PDF
application for evaluation and measurement of printer or monitor systems
TUB material: code=0ba4a
IE79-1; Picture B4: 16 equidistant steps W-C', W-M', W-J', W-N; PS operator rgb* setrgbcolor
IE79-1; Picture B5: Script and Landolt-rings W, C', M', J', Z; PS operator rgb* setrgbcolor
IE79-1; Picture B2: Radial gratings W-C', W-M', W-J', W-N, W-Z; PS operator rgb* setrgbcolor
IE79-1; Picture B6: Landolt-rings W-C', W-M'; PS operator rgb* setrgbcolor
IE79-1; Picture B1: 14 CIE-test colours and 2 × 16 grey steps; Use of PS operator rgb* setrgbcolor
IE79-1; Picture B7: Landolt-rings W-J', W-N; PS operator rgb* setrgbcolor
IE79–6; Test charts of ISO/IEC 15775 and ISO/IEC TR 24705 input: rgb–>olv*/rgb* setrgbcolor
Fig. B1 to B7 similar ISO/IEC-Test chart 2, olv*/rgb* interpretation output: olv*/rgb*–>cmyn6* setcmyk

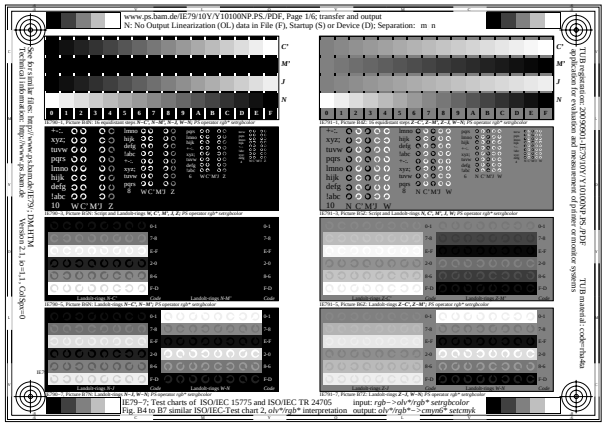
www.ps.bam.de/IE79/10Y/Y10100NP.PS./PDF, Page 1/6; transfer and output
N: No Output Linearization (OL) data in File (F), Startup (S) or Device (D); Separation: m n
See for similar files: http://www.ps.bam.de/IE79/; DM.HTM
Technical information: http://www.ps.bam.de
Version 2.1, ov=1.1, CoSyn=0
TUB registration: 20090901-IE79/10Y/Y10100NP.PS./PDF
application for evaluation and measurement of printer or monitor systems
TUB material: code=0ba4a
IE79-1; Picture B4: 16 equidistant steps W-C', W-M', W-J', W-N; PS operator rgb* setrgbcolor
IE79-1; Picture B5: Script and Landolt-rings W, C', M', J', Z; PS operator rgb* setrgbcolor
IE79-1; Picture B2N: Script and Landolt-rings W, C', M', J'; PS operator rgb* setrgbcolor
IE79-1; Picture B2Z: Script and Landolt-rings Z, C', M'; PS operator rgb* setrgbcolor
IE79-1; Picture B6N: Landolt-rings W-C', W-M'; PS operator rgb* setrgbcolor
IE79-1; Picture B6Z: Landolt-rings Z-C', Z-M'; PS operator rgb* setrgbcolor
IE79-1; Picture B7N: Landolt-rings W-J', W-N; PS operator rgb* setrgbcolor
IE79-1; Picture B7Z: Landolt-rings Z-J', W-N; PS operator rgb* setrgbcolor
IE79–7; Test charts of ISO/IEC 15775 and ISO/IEC TR 24705 input: rgb–>olv*/rgb* setrgbcolor
Fig. B4 to B7 similar ISO/IEC-Test chart 2, olv*/rgb* interpretation output: olv*/rgb*–>cmyn6* setcmyk


www.ps.bam.de/IE79/10Y/Y10100NP.PS./PDF, Page 1/6; transfer and output
N: No Output Linearization (OL) data in File (F), Startup (S) or Device (D); Separation: m n
See for similar files: http://www.ps.bam.de/IE79/; DM.HTM
Technical information: http://www.ps.bam.de
Version 2.1, ov=1.1, CoSyn=0
TUB registration: 20090901-IE79/10Y/Y10100NP.PS./PDF
application for evaluation and measurement of printer or monitor systems
TUB material: code=0ba4a
IE79-1; Picture D4: 16 equidistant steps R-G, R-B, R-N; PS operator rgb* setrgbcolor
IE79-1; Picture D5: Script and Landolt-rings N, R, G, B, Z; PS operator rgb* setrgbcolor
IE79-1; Picture D2: Radial gratings W-R, W-G, W-B, W-N, W-Z; PS operator rgb* setrgbcolor
IE79-1; Picture D6: Landolt-rings W-R, W-G; PS operator rgb* setrgbcolor
IE79-1; Picture D1: 14 CIE-test colours and 2 × 16 grey steps; Use of PS operator rgb* setrgbcolor
IE79-1; Picture D7: Landolt-rings W-B, W-N; PS operator rgb* setrgbcolor
IE79–8; Test charts of ISO/IEC 15775 and ISO/IEC TR 24705 input: rgb–>olv*/rgb* setrgbcolor
Fig. D1 to D7 similar ISO/IEC-Test chart 4, olv*/rgb* interpretation output: olv*/rgb*–>cmyn6* setcmyk


www.ps.bam.de/IE79/10Y/Y10100NP.PS./PDF, Page 1/6; transfer and output
N: No Output Linearization (OL) data in File (F), Startup (S) or Device (D); Separation: m n
See for similar files: http://www.ps.bam.de/IE79/; DM.HTM
Technical information: http://www.ps.bam.de
Version 2.1, ov=1.1, CoSyn=0
TUB registration: 20090901-IE79/10Y/Y10100NP.PS./PDF
application for evaluation and measurement of printer or monitor systems
TUB material: code=0ba4a
IE79-1; Picture D4: 16 equidistant steps Z-R, Z-G, Z-B, W-N; PS operator rgb* setrgbcolor
IE79-1; Picture D5: Script and Landolt-rings N, R, G, B, Z; PS operator rgb* setrgbcolor
IE79-1; Picture D2N: Script and Landolt-rings N, R, G, B, Z; PS operator rgb* setrgbcolor
IE79-1; Picture D2Z: Script and Landolt-rings N, R, G, B, W; PS operator rgb* setrgbcolor
IE79-1; Picture D6N: Landolt-rings W-R, W-G; PS operator rgb* setrgbcolor
IE79-1; Picture D6Z: Landolt-rings Z-R, Z-G; PS operator rgb* setrgbcolor
IE79-1; Picture D7N: Landolt-rings W-B, W-N; PS operator rgb* setrgbcolor
IE79-1; Picture D7Z: Landolt-rings Z-B, W-N; PS operator rgb* setrgbcolor
IE79–9; Test charts of ISO/IEC 15775 and ISO/IEC TR 24705 input: rgb–>olv*/rgb* setrgbcolor
Fig. D4 to D7 similar ISO/IEC-Test chart 4, olv*/rgb* interpretation output: olv*/rgb*–>cmyn6* setcmyk

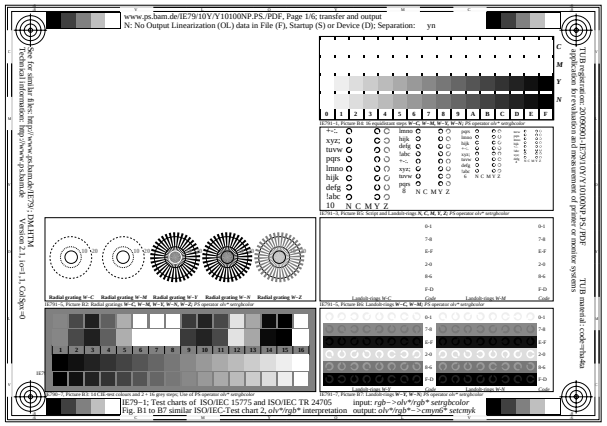
www.ps.ham.de/IE79/10Y/Y10100NP.PS./PDF, Page 1/6; transfer and output
N: No Output Linearization (OL) data in File (F), Startup (S) or Device (D); Separation: yn
IE79–1, Picture B1: 16 equidistant steps W–C, W–M, W–Y, W–N; PS operator ob* setrgbcolor
IE79–1, Picture B2: Radial gratings W–C, W–M, W–Y, W–N, W–Z; PS operator ob* setrgbcolor
IE79–1, Picture B3: 14 LIE-test colours and 2 × 16 grey steps; Use of PS operator ob* setrgbcolor
IE79–1, Picture B4: Text charts of ISO/IEC 15775 and ISO/IEC TR 24705
Fig. B1 to B7 similar ISO/IEC–Test chart 2, olv*/rgb* interpretation
input: rgb–>olv*/rgb* setrgbcolor
output: olv*/rgb*–>cmyn6* setcmyk
See for similar files: http://www.ps.ham.de/IE79/ – DM.HTM
Technical information: http://www.ps.ham.de
Version 2.1, ov=1.1, GoSyn=0
TUB registration: 20090901-IE79/10Y/Y10100NP.PS./PDF
application for evaluation and measurement of printer or monitor systems
TUB material: code=0ba4a


www.ps.ham.de/IE79/10Y/Y10100NP.PS./PDF, Page 1/6; transfer and output
N: No Output Linearization (OL) data in File (F), Startup (S) or Device (D); Separation: yn
IE79–2, Picture B1: 16 equidistant steps C–W, C–M, C–Y, C–N; PS operator ob* setrgbcolor
IE79–2, Picture B2: 16 equidistant steps Z–C, Z–M, Z–Y, W–N; PS operator ob* setrgbcolor
IE79–2, Picture B3: Radial gratings W–C, W–M, W–Y, W–N, W–Z; PS operator ob* setrgbcolor
IE79–2, Picture B4: Text charts of ISO/IEC 15775 and ISO/IEC TR 24705
Fig. B4 to B7 similar ISO/IEC–Test chart 2, olv*/rgb* interpretation
input: rgb–>olv*/rgb* setrgbcolor
output: olv*/rgb*–>cmyn6* setcmyk
See for similar files: http://www.ps.ham.de/IE79/ – DM.HTM
Technical information: http://www.ps.ham.de
Version 2.1, ov=1.1, GoSyn=0
TUB registration: 20090901-IE79/10Y/Y10100NP.PS./PDF
application for evaluation and measurement of printer or monitor systems
TUB material: code=0ba4a


www.ps.ham.de/IE79/10Y/Y10100NP.PS./PDF, Page 1/6; transfer and output
N: No Output Linearization (OL) data in File (F), Startup (S) or Device (D); Separation: yn
IE79–3, Picture D1: 16 equidistant steps W–O, W–L, W–V, W–N; PS operator ob* setrgbcolor
IE79–3, Picture D2: Radial gratings W–O, W–L, W–V, W–N, W–Z; PS operator ob* setrgbcolor
IE79–3, Picture D3: 14 LIE-test colours and 2 × 16 grey steps; Use of PS operator ob* setrgbcolor
IE79–3, Picture D4: Text charts of ISO/IEC 15775 and ISO/IEC TR 24705
Fig. D1 to D7 similar ISO/IEC–Test chart 4, olv*/rgb* interpretation
input: rgb–>olv*/rgb* setrgbcolor
output: olv*/rgb*–>cmyn6* setcmyk
See for similar files: http://www.ps.ham.de/IE79/ – DM.HTM
Technical information: http://www.ps.ham.de
Version 2.1, ov=1.1, GoSyn=0
TUB registration: 20090901-IE79/10Y/Y10100NP.PS./PDF
application for evaluation and measurement of printer or monitor systems
TUB material: code=0ba4a

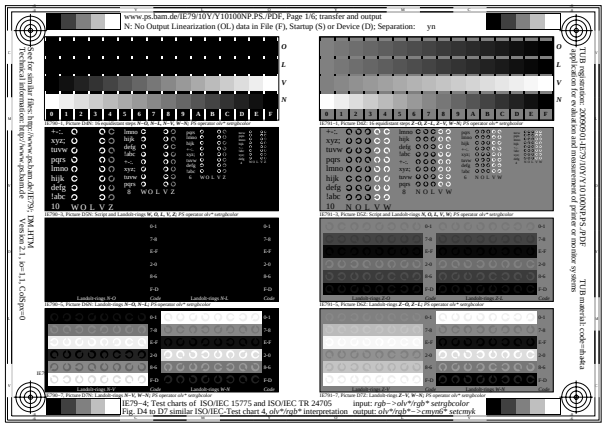
www.ps.ham.de/IE79/10Y/Y10100NP.PS./PDF, Page 1/6; transfer and output
N: No Output Linearization (OL) data in File (F), Startup (S) or Device (D); Separation: yn
IE79–4, Picture D1: 16 equidistant steps O–L, O–V, O–N; PS operator ob* setrgbcolor
IE79–4, Picture D2: 16 equidistant steps Z–O, Z–L, Z–V, W–N; PS operator ob* setrgbcolor
IE79–4, Picture D3: Radial gratings W–O, W–L, W–V, W–N, W–Z; PS operator ob* setrgbcolor
IE79–4, Picture D4: Text charts of ISO/IEC 15775 and ISO/IEC TR 24705
Fig. D4 to D7 similar ISO/IEC–Test chart 4, olv*/rgb* interpretation
input: rgb–>olv*/rgb* setrgbcolor
output: olv*/rgb*–>cmyn6* setcmyk
See for similar files: http://www.ps.ham.de/IE79/ – DM.HTM
Technical information: http://www.ps.ham.de
Version 2.1, ov=1.1, GoSyn=0
TUB registration: 20090901-IE79/10Y/Y10100NP.PS./PDF
application for evaluation and measurement of printer or monitor systems
TUB material: code=0ba4a


A B C D E F G H I J K L M N O P Q R S T U V W X Y Z a b c d e f g h i j k l m n
01
02
03
04
05
06
07
08
09
10
11
12
13
14
15
16
17
18
19
20
21
22
23
24
25
26
27


www.ps.ham.de/IE79/10Y/Y10100NP.PS./PDF, Page 1/6; transfer and output
N: No Output Linearization (OL) data in File (F), Startup (S) or Device (D); Separation: yn
IE79–6, Picture B1: 16 equidistant steps C'–W', C'–M', C'–J', C'–N'; PS operator rgb* setrgbcolor
IE79–6, Picture B2: 16 equidistant steps W–C', W–M', W–J', W–N; PS operator rgb* setrgbcolor
IE79–6, Picture B3: 14 LIE-test colours and 2 × 16 grey steps; Use of PS operator rgb* setrgbcolor
IE79–6, Picture B4: Text charts of ISO/IEC 15775 and ISO/IEC TR 24705
Fig. B1 to B7 similar ISO/IEC–Test chart 2, olv*/rgb* interpretation
input: rgb–>olv*/rgb* setrgbcolor
output: olv*/rgb*–>cmyn6* setcmyk
See for similar files: http://www.ps.ham.de/IE79/ – DM.HTM
Technical information: http://www.ps.ham.de
Version 2.1, ov=1.1, GoSyn=0
TUB registration: 20090901-IE79/10Y/Y10100NP.PS./PDF
application for evaluation and measurement of printer or monitor systems
TUB material: code=0ba4a

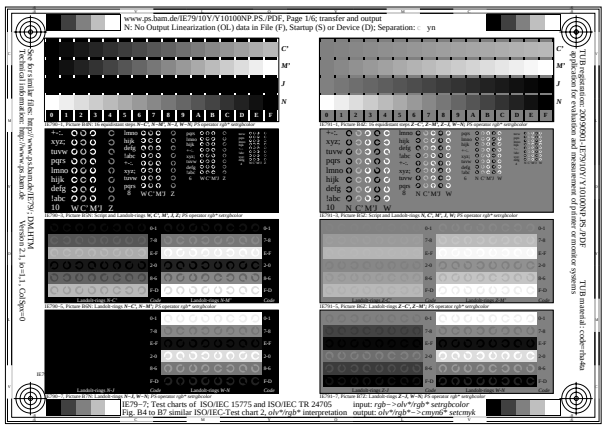
www.ps.ham.de/IE79/10Y/Y10100NP.PS./PDF, Page 1/6; transfer and output
N: No Output Linearization (OL) data in File (F), Startup (S) or Device (D); Separation: yn
IE79–7, Picture B1: 16 equidistant steps W'–C', W'–M', W'–J', W'–N'; PS operator rgb* setrgbcolor
IE79–7, Picture B2: 16 equidistant steps Z'–C', Z'–M', Z'–J', W'–N'; PS operator rgb* setrgbcolor
IE79–7, Picture B3: Radial gratings W'–C', W'–M', W'–J', W'–N', W'–Z'; PS operator rgb* setrgbcolor
IE79–7, Picture B4: Text charts of ISO/IEC 15775 and ISO/IEC TR 24705
Fig. B4 to B7 similar ISO/IEC–Test chart 2, olv*/rgb* interpretation
input: rgb–>olv*/rgb* setrgbcolor
output: olv*/rgb*–>cmyn6* setcmyk
See for similar files: http://www.ps.ham.de/IE79/ – DM.HTM
Technical information: http://www.ps.ham.de
Version 2.1, ov=1.1, GoSyn=0
TUB registration: 20090901-IE79/10Y/Y10100NP.PS./PDF
application for evaluation and measurement of printer or monitor systems
TUB material: code=0ba4a


www.ps.ham.de/IE79/10Y/Y10100NP.PS./PDF, Page 1/6; transfer and output
N: No Output Linearization (OL) data in File (F), Startup (S) or Device (D); Separation: yn
IE79–8, Picture D1: 16 equidistant steps R–W, R–G, R–B, R–N; PS operator rgb* setrgbcolor
IE79–8, Picture D2: 16 equidistant steps W–R, W–G, W–B, W–N; PS operator rgb* setrgbcolor
IE79–8, Picture D3: 14 LIE-test colours and 2 × 16 grey steps; Use of PS operator rgb* setrgbcolor
IE79–8, Picture D4: Text charts of ISO/IEC 15775 and ISO/IEC TR 24705
Fig. D1 to D7 similar ISO/IEC–Test chart 4, olv*/rgb* interpretation
input: rgb–>olv*/rgb* setrgbcolor
output: olv*/rgb*–>cmyn6* setcmyk
See for similar files: http://www.ps.ham.de/IE79/ – DM.HTM
Technical information: http://www.ps.ham.de
Version 2.1, ov=1.1, GoSyn=0
TUB registration: 20090901-IE79/10Y/Y10100NP.PS./PDF
application for evaluation and measurement of printer or monitor systems
TUB material: code=0ba4a


www.ps.ham.de/IE79/10Y/Y10100NP.PS./PDF, Page 1/6; transfer and output
N: No Output Linearization (OL) data in File (F), Startup (S) or Device (D); Separation: yn
IE79–9, Picture D1: 16 equidistant steps Z'–R, Z'–G, Z'–B, W'–N; PS operator rgb* setrgbcolor
IE79–9, Picture D2: 16 equidistant steps W'–R, W'–G, W'–B, W'–N; PS operator rgb* setrgbcolor
IE79–9, Picture D3: 14 LIE-test colours and 2 × 16 grey steps; Use of PS operator rgb* setrgbcolor
IE79–9, Picture D4: Text charts of ISO/IEC 15775 and ISO/IEC TR 24705
Fig. D4 to D7 similar ISO/IEC–Test chart 4, olv*/rgb* interpretation
input: rgb–>olv*/rgb* setrgbcolor
output: olv*/rgb*–>cmyn6* setcmyk
See for similar files: http://www.ps.ham.de/IE79/ – DM.HTM
Technical information: http://www.ps.ham.de
Version 2.1, ov=1.1, GoSyn=0
TUB registration: 20090901-IE79/10Y/Y10100NP.PS./PDF
application for evaluation and measurement of printer or monitor systems
TUB material: code=0ba4a