Input and output: Colorimetric Television Luminous System TLS00a for relative CIELAB hue $h^* = lab^*h^* = h_{ab}/360 = 0.111$ ***d* = o00y***

data for any colour:
lab*tch* **and** ***lab*ncu****
device and elementary hue text:
d* = o00y ***u* = r22j***

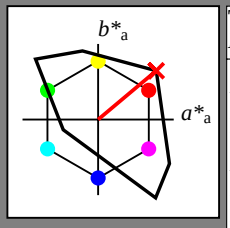

TLS00a; adapted (a) CIELAB data

Name	$L^*=L^*_a$	a^*_a	b^*_a	$C^*_{ab,a}$	$h^*_{ab,a}$
O_{Ma}	50.5	76.91	64.55	100.41	40
Y_{Ma}	92.66	−20.68	90.75	93.08	103
L_{Ma}	83.62	−82.74	79.9	115.02	136
C_{Ma}	86.88	−46.15	−13.54	48.1	196
V_{Ma}	30.39	76.06	−103.6	128.52	306
M_{Ma}	57.31	94.35	−58.4	110.96	328
N_{Ma}	0.01	0.0	0.0	0.0	0
W_{Ma}	95.41	0.0	0.0	0.0	0
O_{Ma}	39.92	58.74	27.99	65.07	25
Y_{Ma}	81.26	−2.89	71.56	71.62	92
L_{Ma}	52.23	−42.42	13.6	44.55	162
V_{Ma}	30.57	1.41	−46.47	46.49	272

Data for maximum colour (Ma):
LAB*LAB*$_{Ma}$**: 51 77 65**
LAB*LCH*$_{Ma}$**: 51 100 40**
lab*olv*$_{Ma}$**: 1.0 0.0 0.0**
lab*rgb*$_{Ma}$**: 1.0 0.22 0.0**

TLS00a; adapted (a) CIELAB data

*d**	$L^*=L^*_a$	a^*_a	b^*_a	$C^*_{ab,a}$	$h^*_{ab,a}$	*u**
o00y	50.5	76.91	64.55	100.41	40	*r22j*
o25y	62.51	49.1	72.02	87.16	56	*r45j*
o50y	72.38	26.27	78.15	82.44	71	*r68j*
o75y	81.91	4.22	84.07	84.17	87	*r91j*
y00l	92.66	−20.68	90.75	93.08	103	*j15g*
y25l	90.7	−34.16	88.39	94.76	111	*j27g*
y50l	88.62	−48.44	85.9	98.61	119	*j38g*
y75l	86.31	−64.27	83.13	105.08	128	*j50g*
l00c	83.62	−82.74	79.9	115.02	136	*j62g*
l50c	85.92	−56.94	14.01	58.64	166	*g04b*
c00v	86.88	−46.15	−13.54	48.1	196	*g31b*
c50v	71.5	−12.87	−38.06	40.18	251	*g81b*
v00m	30.39	76.06	−103.6	128.52	306	*b30r*
v50m	44.84	85.88	−79.34	116.92	317	*b40r*
m00o	57.31	94.35	−58.4	110.96	328	*b49r*
m50o	53.74	85.19	6.14	85.42	4	*b81r*

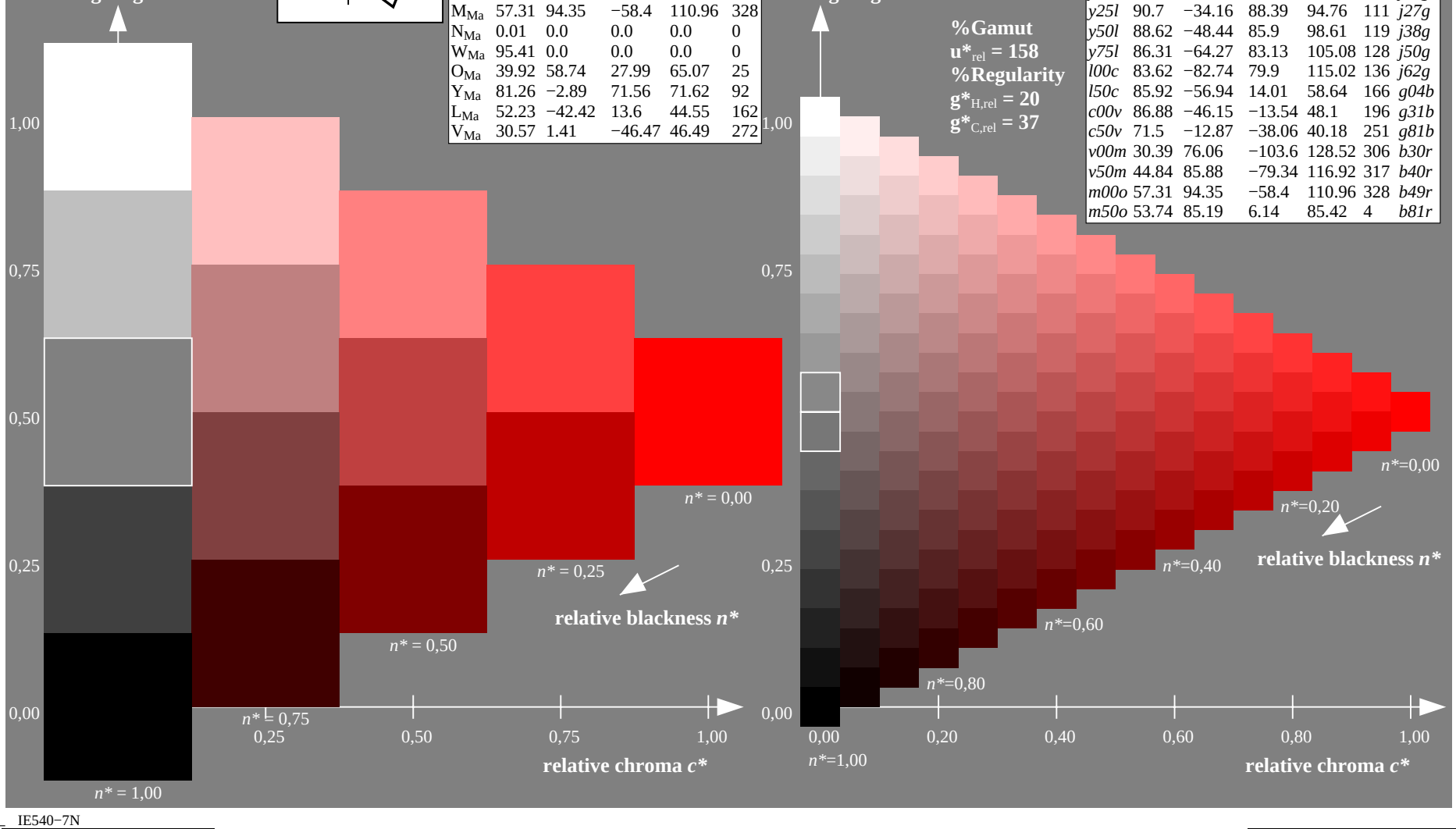

IE540−7N

See original or copy: http://web.me.com/klaus.richter/IE54/IE54L0NP.PDF/ .PS
Technical information: http://www.ps.bam.de or http://130.149.60.45/~farbmetrik

TUB registration: 20090901-IE54/IE54L0NP.PDF/ .PS
application for output of visual display systems
TUB material: code=rha4ta

See original or copy: http://web.me.com/klaus.richter/IE54/IE54L0NP.PDF/ .PS
Technical information: http://www.ps.bam.de or http://130.149.60.45/~farbmetrik

TUB registration: 20090901-IE54/IE54L0NP.PDF/ .PS
application for output of visual display systems

TUB material: code=rha4ta

Input and output: Colorimetric Television Luminous System TLS00a for relative CIELAB hue $h^* = lab^*h^* = h_{ab}/360 = 0.155$ ***d* = o25y***

data for any colour:
lab*tch* **and** ***lab*ncu****
device and elementary hue text:
d* = o25y u* = r45j

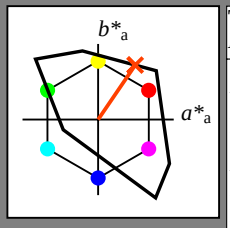

TLS00a; adapted (a) CIELAB data

Name	$L^*=L^*_a$	a^*_a	b^*_a	$C^*_{ab,a}$	$h^*_{ab,a}$
O_{Ma}	50.5	76.91	64.55	100.41	40
Y_{Ma}	92.66	−20.68	90.75	93.08	103
L_{Ma}	83.62	−82.74	79.9	115.02	136
C_{Ma}	86.88	−46.15	−13.54	48.1	196
V_{Ma}	30.39	76.06	−103.6	128.52	306
M_{Ma}	57.31	94.35	−58.4	110.96	328
N_{Ma}	0.01	0.0	0.0	0.0	0
W_{Ma}	95.41	0.0	0.0	0.0	0
O_{Ma}	39.92	58.74	27.99	65.07	25
Y_{Ma}	81.26	−2.89	71.56	71.62	92
L_{Ma}	52.23	−42.42	13.6	44.55	162
V_{Ma}	30.57	1.41	−46.47	46.49	272

Data for maximum colour (Ma):
LAB*LAB*$_{Ma}$**: 63 49 72**
LAB*LCH*$_{Ma}$**: 63 87 55**
lab*olv*$_{Ma}$**: 1.0 0.25 0.0**
lab*rgb*$_{Ma}$**: 1.0 0.45 0.0**

%Gamut
u^*_{rel} = 158
%Regularity
$g^*_{H,rel}$ = 20
$g^*_{C,rel}$ = 37

TLS00a; adapted (a) CIELAB data

*d**	$L^*=L^*_a$	a^*_a	b^*_a	$C^*_{ab,a}$	$h^*_{ab,a}$	*u**
o00y	50.5	76.91	64.55	100.41	40	*r22j*
o25y	62.51	49.1	72.02	87.16	56	*r45j*
o50y	72.38	26.27	78.15	82.44	71	*r68j*
o75y	81.91	4.22	84.07	84.17	87	*r91j*
y00l	92.66	−20.68	90.75	93.08	103	*j15g*
y25l	90.7	−34.16	88.39	94.76	111	*j27g*
y50l	88.62	−48.44	85.9	98.61	119	*j38g*
y75l	86.31	−64.27	83.13	105.08	128	*j50g*
l00c	83.62	−82.74	79.9	115.02	136	*j62g*
l50c	85.92	−56.94	14.01	58.64	166	*g04b*
c00v	86.88	−46.15	−13.54	48.1	196	*g31b*
c50v	71.5	−12.87	−38.06	40.18	251	*g81b*
v00m	30.39	76.06	−103.6	128.52	306	*b30r*
v50m	44.84	85.88	−79.34	116.92	317	*b40r*
m00o	57.31	94.35	−58.4	110.96	328	*b49r*
m50o	53.74	85.19	6.14	85.42	4	*b81r*

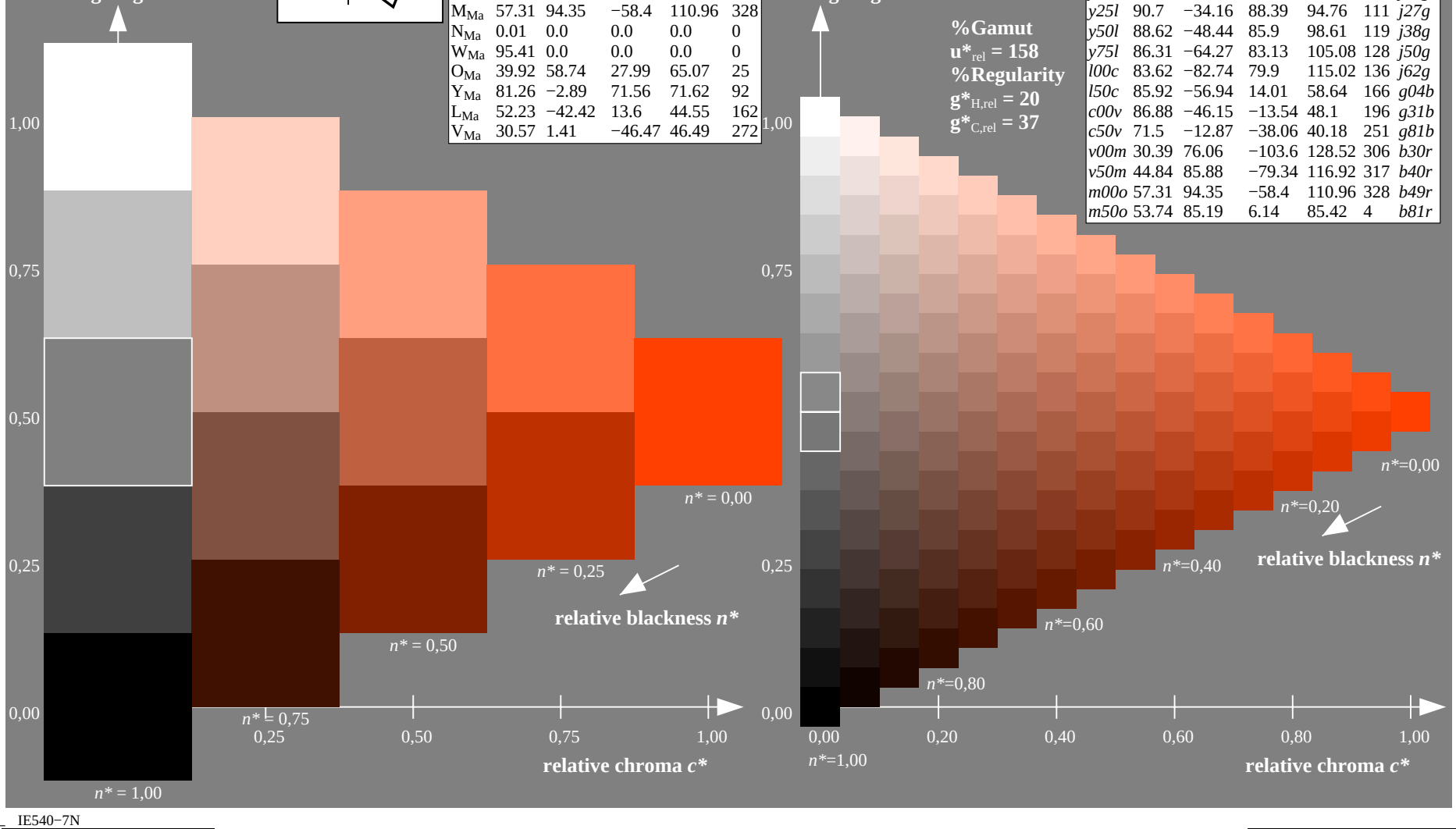

IE540−7N

input: *rgb (−>olv*) setrgbcolor*
output: no change compared to input

Input and output: Colorimetric Television Luminous System TLS00a for relative CIELAB hue $h^* = lab^*h^* = h_{ab}/360 = 0.198$ ***d* = o50y***

data for any colour:
lab*tch* **and** ***lab*ncu****
device and elementary hue text:
d* = o50y u* = r68j

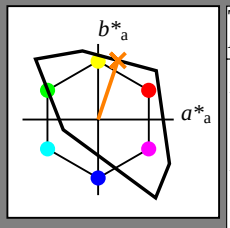

TLS00a; adapted (a) CIELAB data

Name	$L^*=L^*_a$	a^*_a	b^*_a	$C^*_{ab,a}$	$h^*_{ab,a}$
O_{Ma}	50.5	76.91	64.55	100.41	40
Y_{Ma}	92.66	−20.68	90.75	93.08	103
L_{Ma}	83.62	−82.74	79.9	115.02	136
C_{Ma}	86.88	−46.15	−13.54	48.1	196
V_{Ma}	30.39	76.06	−103.6	128.52	306
M_{Ma}	57.31	94.35	−58.4	110.96	328
N_{Ma}	0.01	0.0	0.0	0.0	0
W_{Ma}	95.41	0.0	0.0	0.0	0
O_{Ma}	39.92	58.74	27.99	65.07	25
Y_{Ma}	81.26	−2.89	71.56	71.62	92
L_{Ma}	52.23	−42.42	13.6	44.55	162
V_{Ma}	30.57	1.41	−46.47	46.49	272

Data for maximum colour (Ma):
LAB*LAB*$_{Ma}$**: 72 26 78**
LAB*LCH*$_{Ma}$**: 72 82 71**
lab*olv*$_{Ma}$**: 1.0 0.5 0.0**
lab*rgb*$_{Ma}$**: 1.0 0.69 0.0**

TLS00a; adapted (a) CIELAB data

*d**	$L^*=L^*_a$	a^*_a	b^*_a	$C^*_{ab,a}$	$h^*_{ab,a}$	*u**
o00y	50.5	76.91	64.55	100.41	40	*r22j*
o25y	62.51	49.1	72.02	87.16	56	*r45j*
o50y	72.38	26.27	78.15	82.44	71	*r68j*
o75y	81.91	4.22	84.07	84.17	87	*r91j*
y00l	92.66	−20.68	90.75	93.08	103	*j15g*
y25l	90.7	−34.16	88.39	94.76	111	*j27g*
y50l	88.62	−48.44	85.9	98.61	119	*j38g*
y75l	86.31	−64.27	83.13	105.08	128	*j50g*
l00c	83.62	−82.74	79.9	115.02	136	*j62g*
l50c	85.92	−56.94	14.01	58.64	166	*g04b*
c00v	86.88	−46.15	−13.54	48.1	196	*g31b*
c50v	71.5	−12.87	−38.06	40.18	251	*g81b*
v00m	30.39	76.06	−103.6	128.52	306	*b30r*
v50m	44.84	85.88	−79.34	116.92	317	*b40r*
m00o	57.31	94.35	−58.4	110.96	328	*b49r*
m50o	53.74	85.19	6.14	85.42	4	*b81r*

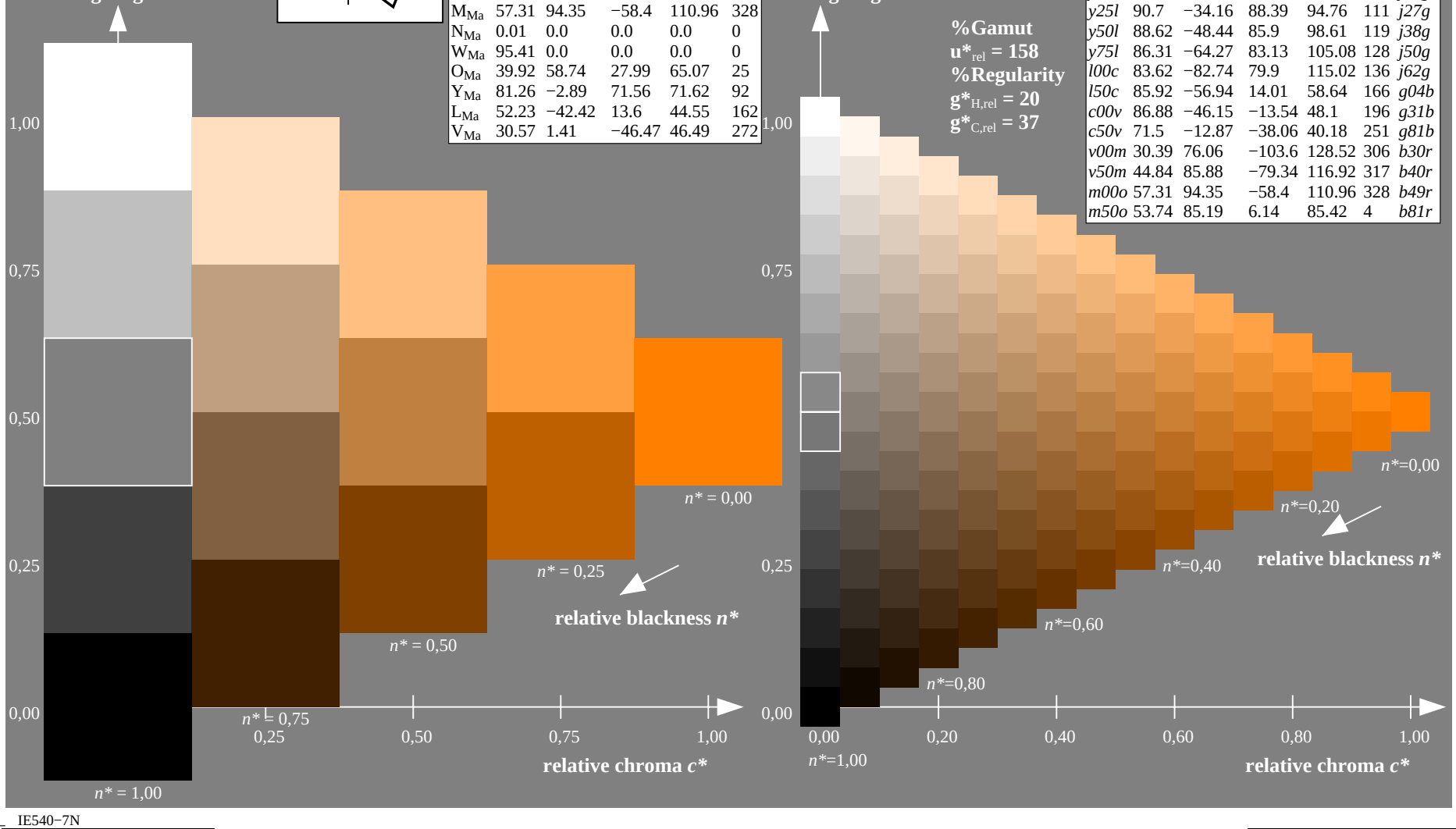

IE540−7N

See original or copy: http://web.me.com/klaus.richter/IE54/IE54L0NP.PDF/ .PS
Technical information: http://www.ps.bam.de or http://130.149.60.45/~farbmetrik

TUB registration: 20090901-IE54/IE54L0NP.PDF/ .PS
application for output of visual display systems
TUB material: code=rha4ta

Input and output: Colorimetric Television Luminous System TLS00a for relative CIELAB hue $h^* = lab^*h^* = h_{ab}/360 = 0.242$ ***d* = o75y***

data for any colour:
lab*tch* **and** ***lab*ncu****
device and elementary hue text:
d* = o75y u* = r91j

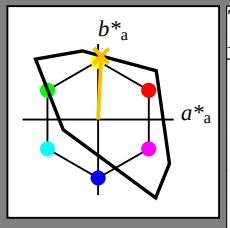

TLS00a; adapted (a) CIELAB data

Name	$L^*=L^*_a$	a^*_a	b^*_a	$C^*_{ab,a}$	$h^*_{ab,a}$
O_{Ma}	50.5	76.91	64.55	100.41	40
Y_{Ma}	92.66	−20.68	90.75	93.08	103
L_{Ma}	83.62	−82.74	79.9	115.02	136
C_{Ma}	86.88	−46.15	−13.54	48.1	196
V_{Ma}	30.39	76.06	−103.6	128.52	306
M_{Ma}	57.31	94.35	−58.4	110.96	328
N_{Ma}	0.01	0.0	0.0	0.0	0
W_{Ma}	95.41	0.0	0.0	0.0	0
O_{Ma}	39.92	58.74	27.99	65.07	25
Y_{Ma}	81.26	−2.89	71.56	71.62	92
L_{Ma}	52.23	−42.42	13.6	44.55	162
V_{Ma}	30.57	1.41	−46.47	46.49	272

Data for maximum colour (Ma):
LAB*LAB*$_{Ma}$**: 82 4 84**
LAB*LCH*$_{Ma}$**: 82 84 87**
lab*olv*$_{Ma}$**: 1.0 0.75 0.0**
lab*rgb*$_{Ma}$**: 1.0 0.92 0.0**

TLS00a; adapted (a) CIELAB data

*d**	$L^*=L^*_a$	a^*_a	b^*_a	$C^*_{ab,a}$	$h^*_{ab,a}$	*u**
o00y	50.5	76.91	64.55	100.41	40	*r22j*
o25y	62.51	49.1	72.02	87.16	56	*r45j*
o50y	72.38	26.27	78.15	82.44	71	*r68j*
o75y	81.91	4.22	84.07	84.17	87	*r91j*
y00l	92.66	−20.68	90.75	93.08	103	*j15g*
y25l	90.7	−34.16	88.39	94.76	111	*j27g*
y50l	88.62	−48.44	85.9	98.61	119	*j38g*
y75l	86.31	−64.27	83.13	105.08	128	*j50g*
l00c	83.62	−82.74	79.9	115.02	136	*j62g*
l50c	85.92	−56.94	14.01	58.64	166	*g04b*
c00v	86.88	−46.15	−13.54	48.1	196	*g31b*
c50v	71.5	−12.87	−38.06	40.18	251	*g81b*
v00m	30.39	76.06	−103.6	128.52	306	*b30r*
v50m	44.84	85.88	−79.34	116.92	317	*b40r*
m00o	57.31	94.35	−58.4	110.96	328	*b49r*
m50o	53.74	85.19	6.14	85.42	4	*b81r*

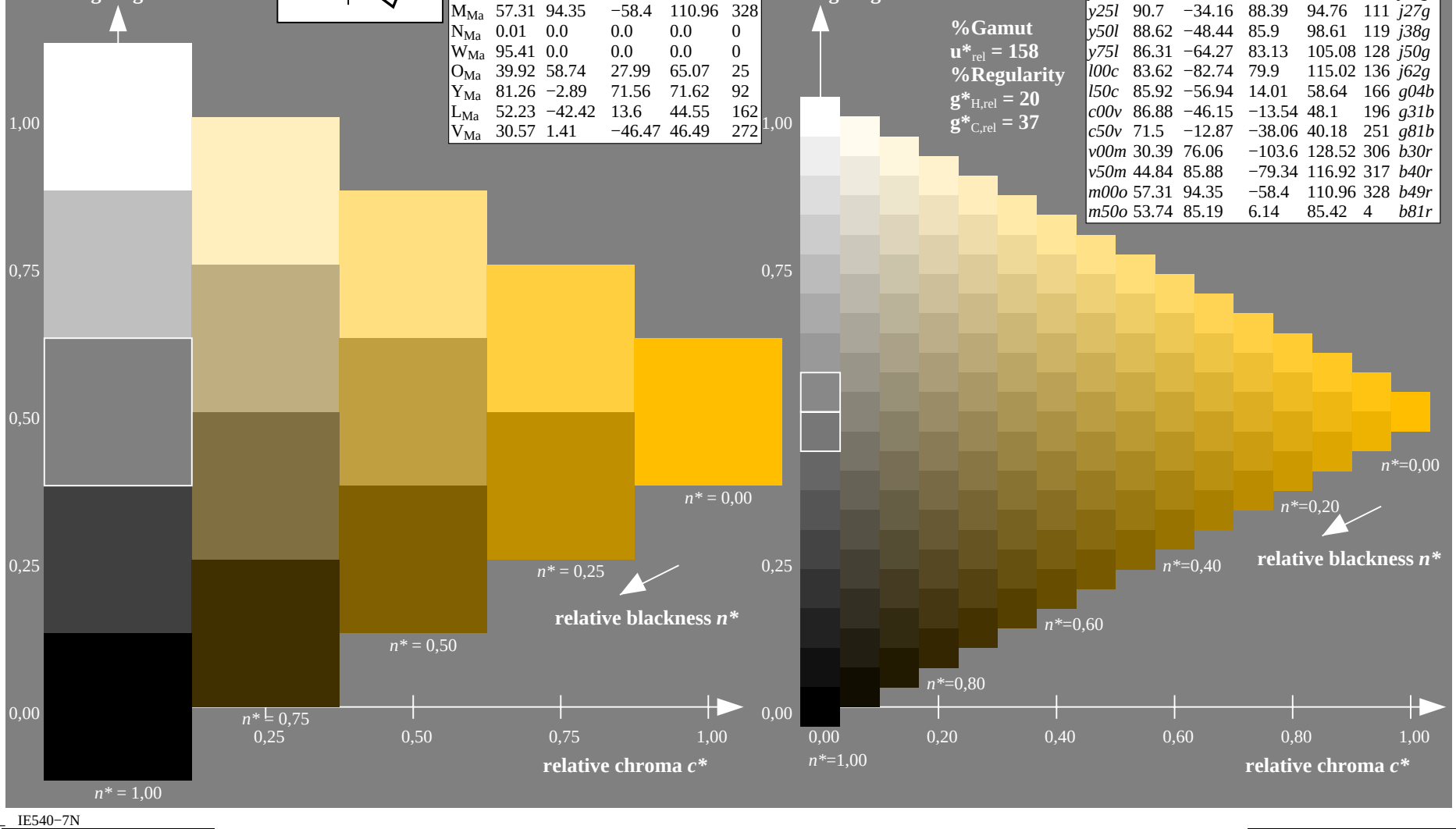

IE540−7N

See original or copy: http://web.me.com/klaus.richter/IE54/IE54L0NP.PDF/ .PS
Technical information: http://www.ps.bam.de or http://130.149.60.45/~farbmetrik

TUB registration: 20090901-IE54/IE54L0NP.PDF/ .PS
application for output of visual display systems
TUB material: code=rha4ta

See original or copy: http://web.me.com/klaus.richter/IE54/IE54L0NP.PDF/ .PS
Technical information: http://www.ps.bam.de or http://130.149.60.45/~farbmetrik

TUB registration: 20090901-IE54/IE54L0NP.PDF/ .PS
application for output of visual display systems

TUB material: code=rha4ta

Input and output: Colorimetric Television Luminous System TLS00a for relative CIELAB hue $h^* = lab^*h^* = h_{ab}/360 = 0.286$ ***d* = y00l***

data for any colour:
lab*tch* **and** ***lab*ncu****
device and elementary hue text:
d* = y00l ***u* = j15g***

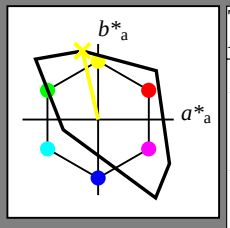

TLS00a; adapted (a) CIELAB data

Name	$L^*=L^*_a$	a^*_a	b^*_a	$C^*_{ab,a}$	$h^*_{ab,a}$
O_{Ma}	50.5	76.91	64.55	100.41	40
Y_{Ma}	92.66	−20.68	90.75	93.08	103
L_{Ma}	83.62	−82.74	79.9	115.02	136
C_{Ma}	86.88	−46.15	−13.54	48.1	196
V_{Ma}	30.39	76.06	−103.6	128.52	306
M_{Ma}	57.31	94.35	−58.4	110.96	328
N_{Ma}	0.01	0.0	0.0	0.0	0
W_{Ma}	95.41	0.0	0.0	0.0	0
O_{Ma}	39.92	58.74	27.99	65.07	25
Y_{Ma}	81.26	−2.89	71.56	71.62	92
L_{Ma}	52.23	−42.42	13.6	44.55	162
V_{Ma}	30.57	1.41	−46.47	46.49	272

Data for maximum colour (Ma):
LAB*LAB*$_{Ma}$**: 93 −21 91**
LAB*LCH*$_{Ma}$**: 93 93 102**
lab*olv*$_{Ma}$**: 1.0 1.0 0.0**
lab*rgb*$_{Ma}$**: 0.85 1.0 0.0**

%Gamut
u^*_{rel} = 158
%Regularity
$g^*_{H,rel}$ = 20
$g^*_{C,rel}$ = 37

TLS00a; adapted (a) CIELAB data

*d**	$L^*=L^*_a$	a^*_a	b^*_a	$C^*_{ab,a}$	$h^*_{ab,a}$	*u**
o00y	50.5	76.91	64.55	100.41	40	*r22j*
o25y	62.51	49.1	72.02	87.16	56	*r45j*
o50y	72.38	26.27	78.15	82.44	71	*r68j*
o75y	81.91	4.22	84.07	84.17	87	*r91j*
y00l	92.66	−20.68	90.75	93.08	103	*j15g*
y25l	90.7	−34.16	88.39	94.76	111	*j27g*
y50l	88.62	−48.44	85.9	98.61	119	*j38g*
y75l	86.31	−64.27	83.13	105.08	128	*j50g*
l00c	83.62	−82.74	79.9	115.02	136	*j62g*
l50c	85.92	−56.94	14.01	58.64	166	*g04b*
c00v	86.88	−46.15	−13.54	48.1	196	*g31b*
c50v	71.5	−12.87	−38.06	40.18	251	*g81b*
v00m	30.39	76.06	−103.6	128.52	306	*b30r*
v50m	44.84	85.88	−79.34	116.92	317	*b40r*
m00o	57.31	94.35	−58.4	110.96	328	*b49r*
m50o	53.74	85.19	6.14	85.42	4	*b81r*

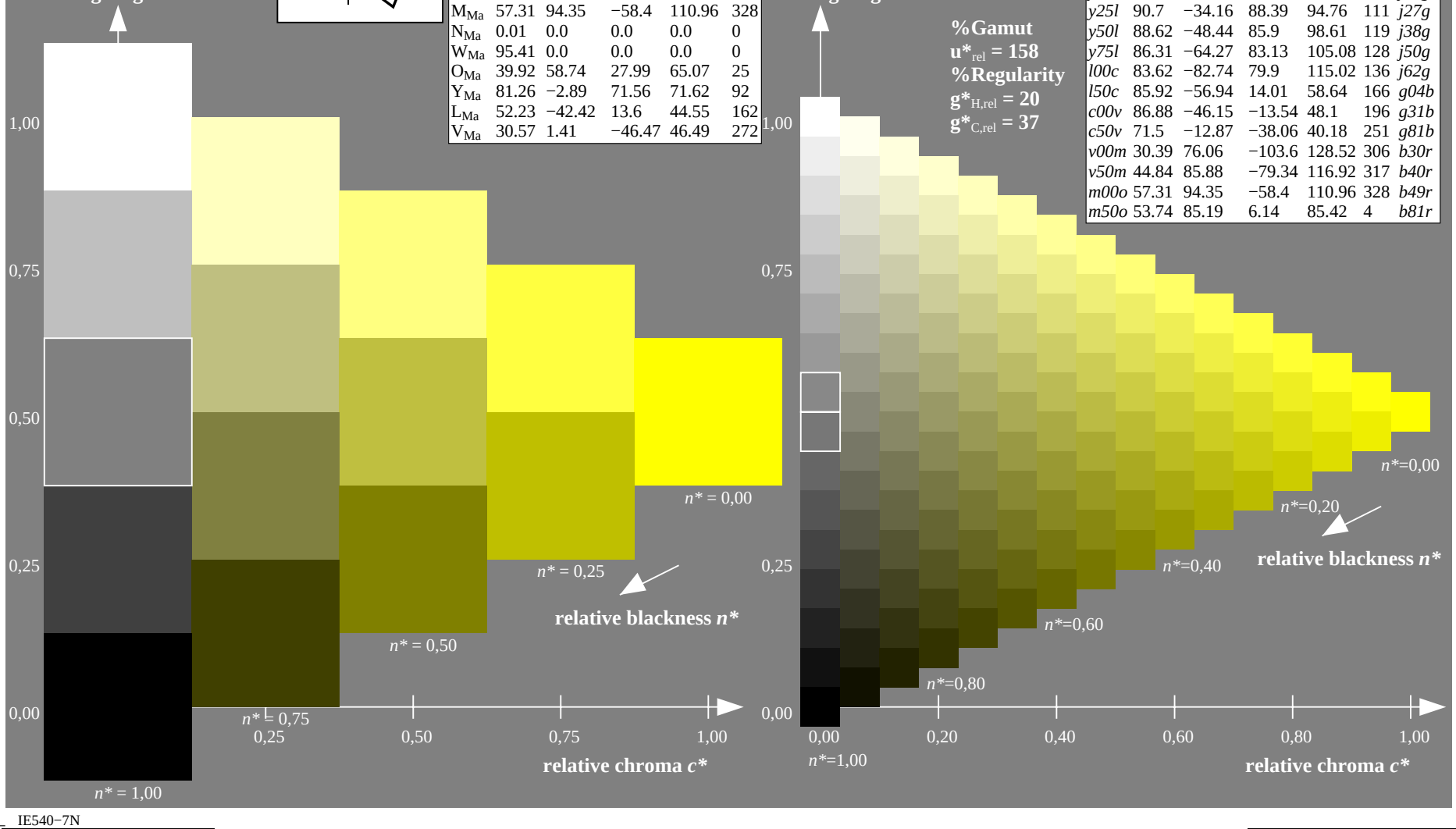

IE540−7N

input: *rgb (−>olv*) setrgbcolor*
output: no change compared to input

See original or copy: http://web.me.com/klaus.richter/IE54/IE54L0NP.PDF/ .PS
Technical information: http://www.ps.bam.de or http://130.149.60.45/~farbmetrik

TUB registration: 20090901-IE54/IE54L0NP.PDF/ .PS
application for output of visual display systems

TUB material: code=rha4ta

Input and output: Colorimetric Television Luminous System TLS00a for relative CIELAB hue $h^* = lab^*h^* = h_{ab}/360 = 0.309$ ***d* = y25l***

data for any colour:
lab*tch* **and** ***lab*ncu****
device and elementary hue text:
d* = y25l ***u* = j27g***

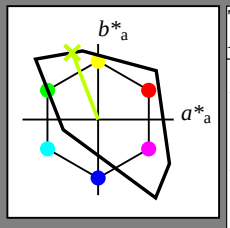

TLS00a; adapted (a) CIELAB data

Name	$L^*=L^*_a$	a^*_a	b^*_a	$C^*_{ab,a}$	$h^*_{ab,a}$
O_{Ma}	50.5	76.91	64.55	100.41	40
Y_{Ma}	92.66	−20.68	90.75	93.08	103
L_{Ma}	83.62	−82.74	79.9	115.02	136
C_{Ma}	86.88	−46.15	−13.54	48.1	196
V_{Ma}	30.39	76.06	−103.6	128.52	306
M_{Ma}	57.31	94.35	−58.4	110.96	328
N_{Ma}	0.01	0.0	0.0	0.0	0
W_{Ma}	95.41	0.0	0.0	0.0	0
O_{Ma}	39.92	58.74	27.99	65.07	25
Y_{Ma}	81.26	−2.89	71.56	71.62	92
L_{Ma}	52.23	−42.42	13.6	44.55	162
V_{Ma}	30.57	1.41	−46.47	46.49	272

Data for maximum colour (Ma):
LAB*LAB*$_{Ma}$**: 91 −34 88**
LAB*LCH*$_{Ma}$**: 91 95 111**
lab*olv*$_{Ma}$**: 0.75 1.0 0.0**
lab*rgb*$_{Ma}$**: 0.73 1.0 0.0**

%Gamut
u^*_{rel} = 158
%Regularity
$g^*_{H,rel}$ = 20
$g^*_{C,rel}$ = 17

TLS00a; adapted (a) CIELAB data

*d**	$L^*=L^*_a$	a^*_a	b^*_a	$C^*_{ab,a}$	$h^*_{ab,a}$	*u**
o00y	50.5	76.91	64.55	100.41	40	*r22j*
o25y	62.51	49.1	72.02	87.16	56	*r45j*
o50y	72.38	26.27	78.15	82.44	71	*r68j*
o75y	81.91	4.22	84.07	84.17	87	*r91j*
y00l	92.66	−20.68	90.75	93.08	103	*j15g*
y25l	90.7	−34.16	88.39	94.76	111	*j27g*
y50l	88.62	−48.44	85.9	98.61	119	*j38g*
y75l	86.31	−64.27	83.13	105.08	128	*j50g*
l00c	83.62	−82.74	79.9	115.02	136	*j62g*
l50c	85.92	−56.94	14.01	58.64	166	*g04b*
c00v	86.88	−46.15	−13.54	48.1	196	*g31b*
c50v	71.5	−12.87	−38.06	40.18	251	*g81b*
v00m	30.39	76.06	−103.6	128.52	306	*b30r*
v50m	44.84	85.88	−79.34	116.92	317	*b40r*
m00o	57.31	94.35	−58.4	110.96	328	*b49r*
m50o	53.74	85.19	6.14	85.42	4	*b81r*

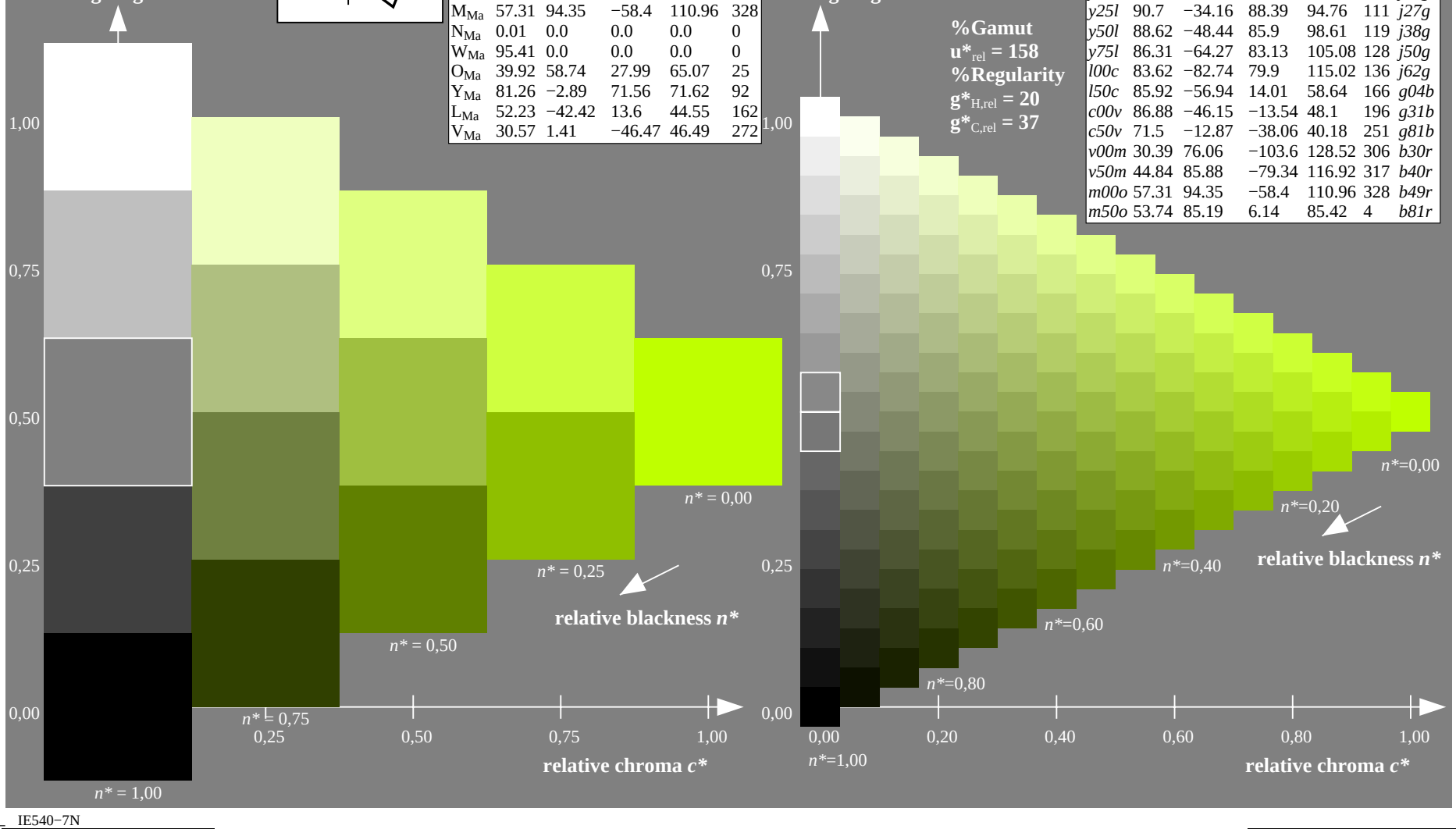

IE540−7N

input: *rgb (−>olv*) setrgbcolor*
output: no change compared to input

See original or copy: http://web.me.com/klaus.richter/IE54/IE54L0NP.PDF/ .PS
Technical information: http://www.ps.bam.de or http://130.149.60.45/~farbmetrik

TUB registration: 20090901-IE54/IE54L0NP.PDF/ .PS
application for output of visual display systems

TUB material: code=rha4ta

Input and output: Colorimetric Television Luminous System TLS00a for relative CIELAB hue $h^* = lab^*h^* = h_{ab}/360 = 0.332$ ***d* = y50l***

data for any colour:
lab*tch* **and** ***lab*ncu****
device and elementary hue text:
d* = y50l ***u* = j38g***

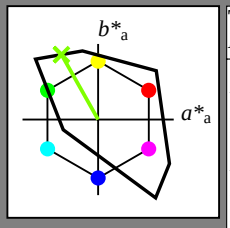

TLS00a; adapted (a) CIELAB data

Name	$L^*=L^*_a$	a^*_a	b^*_a	$C^*_{ab,a}$	$h^*_{ab,a}$
O_{Ma}	50.5	76.91	64.55	100.41	40
Y_{Ma}	92.66	−20.68	90.75	93.08	103
L_{Ma}	83.62	−82.74	79.9	115.02	136
C_{Ma}	86.88	−46.15	−13.54	48.1	196
V_{Ma}	30.39	76.06	−103.6	128.52	306
M_{Ma}	57.31	94.35	−58.4	110.96	328
N_{Ma}	0.01	0.0	0.0	0.0	0
W_{Ma}	95.41	0.0	0.0	0.0	0
O_{Ma}	39.92	58.74	27.99	65.07	25
Y_{Ma}	81.26	−2.89	71.56	71.62	92
L_{Ma}	52.23	−42.42	13.6	44.55	162
V_{Ma}	30.57	1.41	−46.47	46.49	272

Data for maximum colour (Ma):
LAB*LAB*$_{Ma}$**: 89 −48 86**
LAB*LCH*$_{Ma}$**: 89 99 119**
lab*olv*$_{Ma}$**: 0.5 1.0 0.0**
lab*rgb*$_{Ma}$**: 0.61 1.0 0.0**

%Gamut
u^*_{rel} = 158
%Regularity
$g^*_{H,rel}$ = 20
$g^*_{C,rel}$ = 17

TLS00a; adapted (a) CIELAB data

*d**	$L^*=L^*_a$	a^*_a	b^*_a	$C^*_{ab,a}$	$h^*_{ab,a}$	*u**
o00y	50.5	76.91	64.55	100.41	40	*r22j*
o25y	62.51	49.1	72.02	87.16	56	*r45j*
o50y	72.38	26.27	78.15	82.44	71	*r68j*
o75y	81.91	4.22	84.07	84.17	87	*r91j*
y00l	92.66	−20.68	90.75	93.08	103	*j15g*
y25l	90.7	−34.16	88.39	94.76	111	*j27g*
y50l	88.62	−48.44	85.9	98.61	119	*j38g*
y75l	86.31	−64.27	83.13	105.08	128	*j50g*
l00c	83.62	−82.74	79.9	115.02	136	*j62g*
l50c	85.92	−56.94	14.01	58.64	166	*g04b*
c00v	86.88	−46.15	−13.54	48.1	196	*g31b*
c50v	71.5	−12.87	−38.06	40.18	251	*g81b*
v00m	30.39	76.06	−103.6	128.52	306	*b30r*
v50m	44.84	85.88	−79.34	116.92	317	*b40r*
m00o	57.31	94.35	−58.4	110.96	328	*b49r*
m50o	53.74	85.19	6.14	85.42	4	*b81r*

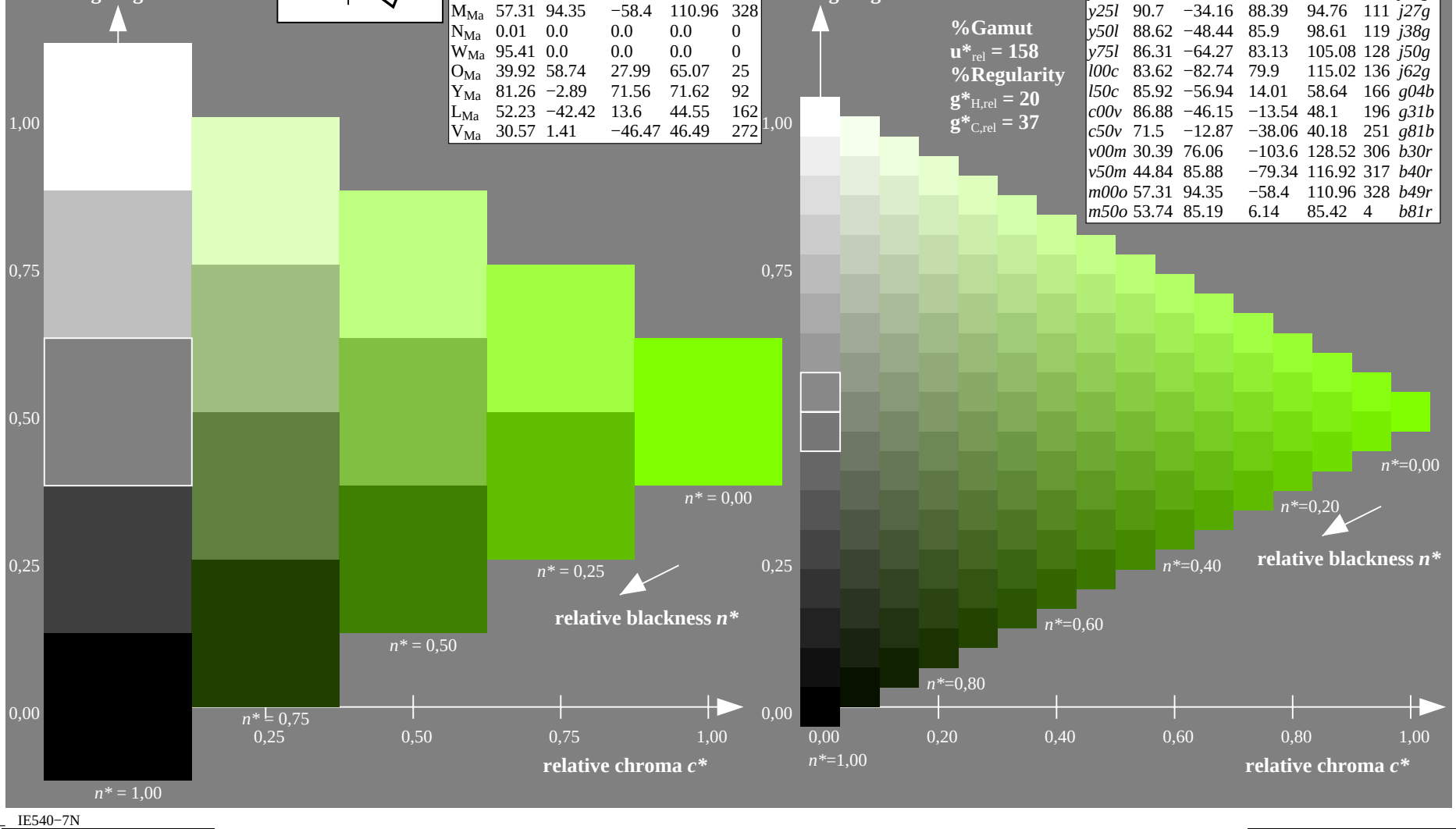

IE540−7N

input: *rgb (−>olv*) setrgbcolor*
output: no change compared to input

See original or copy: http://web.me.com/klaus.richter/IE54/IE54L0NP.PDF/ .PS
Technical information: http://www.ps.bam.de or http://130.149.60.45/~farbmetrik

TUB registration: 20090901-IE54/IE54L0NP.PDF/ .PS
application for output of visual display systems

TUB material: code=rha4ta

Input and output: Colorimetric Television Luminous System TLS00a for relative CIELAB hue $h^* = lab^*h^* = h_{ab}/360 = 0.355$ ***d* = y75l***

data for any colour:
lab*tch* **and** ***lab*ncu****
device and elementary hue text:
d* = y75l ***u* = j50g***

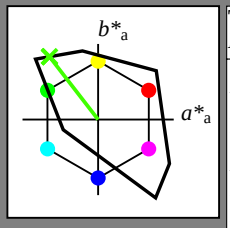

TLS00a; adapted (a) CIELAB data

Name	$L^*=L^*_a$	a^*_a	b^*_a	$C^*_{ab,a}$	$h^*_{ab,a}$
O_{Ma}	50.5	76.91	64.55	100.41	40
Y_{Ma}	92.66	−20.68	90.75	93.08	103
L_{Ma}	83.62	−82.74	79.9	115.02	136
C_{Ma}	86.88	−46.15	−13.54	48.1	196
V_{Ma}	30.39	76.06	−103.6	128.52	306
M_{Ma}	57.31	94.35	−58.4	110.96	328
N_{Ma}	0.01	0.0	0.0	0.0	0
W_{Ma}	95.41	0.0	0.0	0.0	0
O_{Ma}	39.92	58.74	27.99	65.07	25
Y_{Ma}	81.26	−2.89	71.56	71.62	92
L_{Ma}	52.23	−42.42	13.6	44.55	162
V_{Ma}	30.57	1.41	−46.47	46.49	272

Data for maximum colour (Ma):
LAB*LAB*$_{Ma}$**: 86 −64 83**
LAB*LCH*$_{Ma}$**: 86 105 127**
lab*olv*$_{Ma}$**: 0.25 1.0 0.0**
lab*rgb*$_{Ma}$**: 0.49 1.0 0.0**

%Gamut
u^*_{rel} = 158
%Regularity
$g^*_{H,rel}$ = 20
$g^*_{C,rel}$ = 37

TLS00a; adapted (a) CIELAB data

*d**	$L^*=L^*_a$	a^*_a	b^*_a	$C^*_{ab,a}$	$h^*_{ab,a}$	*u**
o00y	50.5	76.91	64.55	100.41	40	*r22j*
o25y	62.51	49.1	72.02	87.16	56	*r45j*
o50y	72.38	26.27	78.15	82.44	71	*r68j*
o75y	81.91	4.22	84.07	84.17	87	*r91j*
y00l	92.66	−20.68	90.75	93.08	103	*j15g*
y25l	90.7	−34.16	88.39	94.76	111	*j27g*
y50l	88.62	−48.44	85.9	98.61	119	*j38g*
y75l	86.31	−64.27	83.13	105.08	128	*j50g*
l00c	83.62	−82.74	79.9	115.02	136	*j62g*
l50c	85.92	−56.94	14.01	58.64	166	*g04b*
c00v	86.88	−46.15	−13.54	48.1	196	*g31b*
c50v	71.5	−12.87	−38.06	40.18	251	*g81b*
v00m	30.39	76.06	−103.6	128.52	306	*b30r*
v50m	44.84	85.88	−79.34	116.92	317	*b40r*
m00o	57.31	94.35	−58.4	110.96	328	*b49r*
m50o	53.74	85.19	6.14	85.42	4	*b81r*

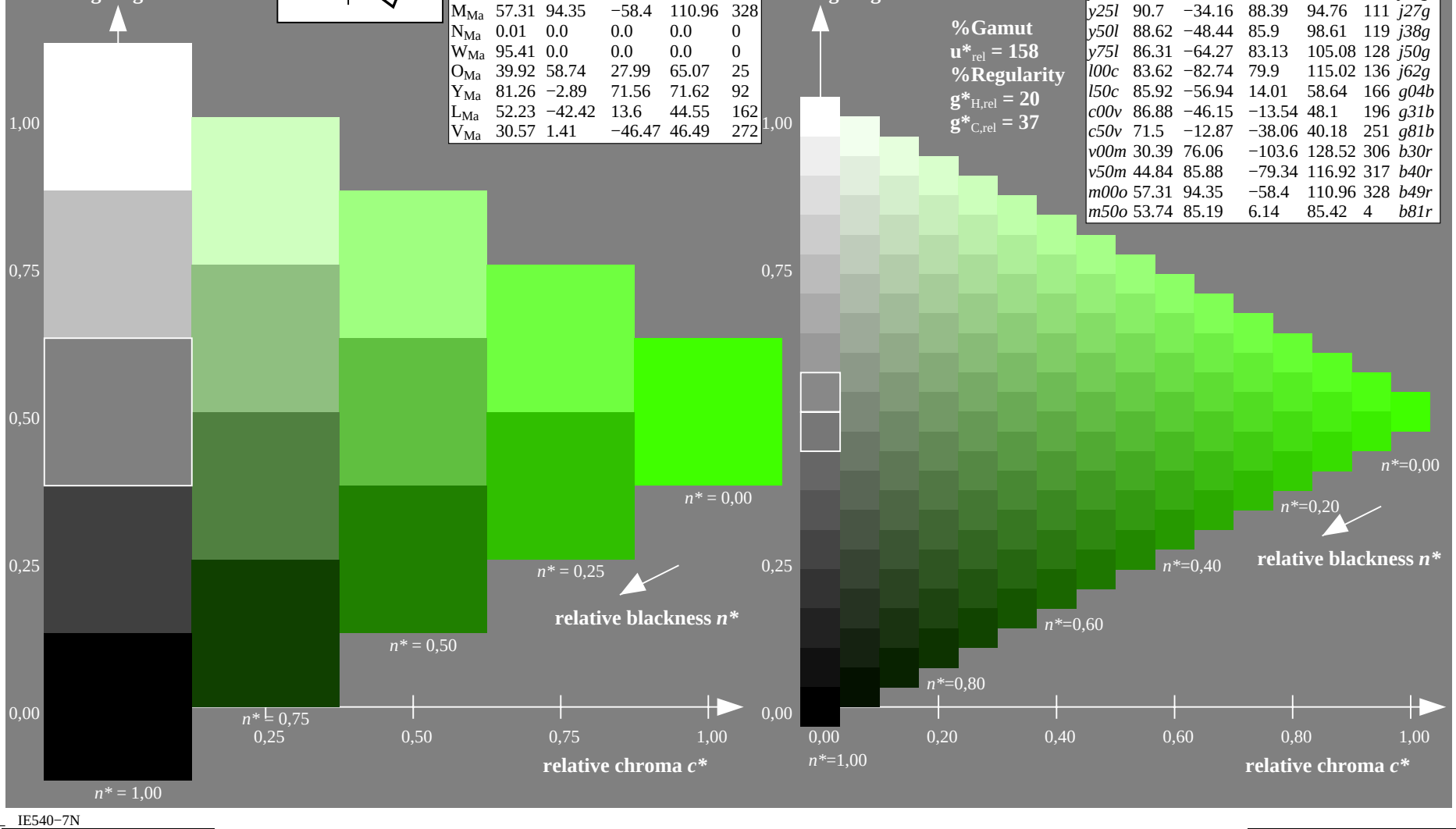

IE540−7N

input: *rgb (−>olv*) setrgbcolor*
output: no change compared to input

Input and output: Colorimetric Television Luminous System TLS00a for relative CIELAB hue $h^* = lab^*h^* = h_{ab}/360 = 0.378$ ***d* = l00c***

data for any colour:
lab*tch* **and** ***lab*ncu****
device and elementary hue text:
d* = l00c ***u* = j62g***

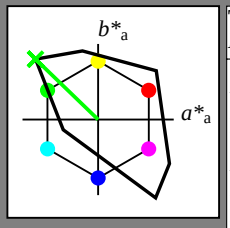

TLS00a; adapted (a) CIELAB data

Name	$L^*=L^*_a$	a^*_a	b^*_a	$C^*_{ab,a}$	$h^*_{ab,a}$
O_{Ma}	50.5	76.91	64.55	100.41	40
Y_{Ma}	92.66	−20.68	90.75	93.08	103
L_{Ma}	83.62	−82.74	79.9	115.02	136
C_{Ma}	86.88	−46.15	−13.54	48.1	196
V_{Ma}	30.39	76.06	−103.6	128.52	306
M_{Ma}	57.31	94.35	−58.4	110.96	328
N_{Ma}	0.01	0.0	0.0	0.0	0
W_{Ma}	95.41	0.0	0.0	0.0	0
O_{Ma}	39.92	58.74	27.99	65.07	25
Y_{Ma}	81.26	−2.89	71.56	71.62	92
L_{Ma}	52.23	−42.42	13.6	44.55	162
V_{Ma}	30.57	1.41	−46.47	46.49	272

Data for maximum colour (Ma):
LAB*LAB*$_{Ma}$**: 84 −83 80**
LAB*LCH*$_{Ma}$**: 84 115 136**
lab*olv*$_{Ma}$**: 0.0 1.0 0.0**
lab*rgb*$_{Ma}$**: 0.38 1.0 0.0**

%Gamut
u^*_{rel} = 158
%Regularity
$g^*_{H,rel}$ = 20
$g^*_{C,rel}$ = 37

TLS00a; adapted (a) CIELAB data

*d**	$L^*=L^*_a$	a^*_a	b^*_a	$C^*_{ab,a}$	$h^*_{ab,a}$	*u**
o00y	50.5	76.91	64.55	100.41	40	*r22j*
o25y	62.51	49.1	72.02	87.16	56	*r45j*
o50y	72.38	26.27	78.15	82.44	71	*r68j*
o75y	81.91	4.22	84.07	84.17	87	*r91j*
y00l	92.66	−20.68	90.75	93.08	103	*j15g*
y25l	90.7	−34.16	88.39	94.76	111	*j27g*
y50l	88.62	−48.44	85.9	98.61	119	*j38g*
y75l	86.31	−64.27	83.13	105.08	128	*j50g*
l00c	83.62	−82.74	79.9	115.02	136	*j62g*
l50c	85.92	−56.94	14.01	58.64	166	*g04b*
c00v	86.88	−46.15	−13.54	48.1	196	*g31b*
c50v	71.5	−12.87	−38.06	40.18	251	*g81b*
v00m	30.39	76.06	−103.6	128.52	306	*b30r*
v50m	44.84	85.88	−79.34	116.92	317	*b40r*
m00o	57.31	94.35	−58.4	110.96	328	*b49r*
m50o	53.74	85.19	6.14	85.42	4	*b81r*

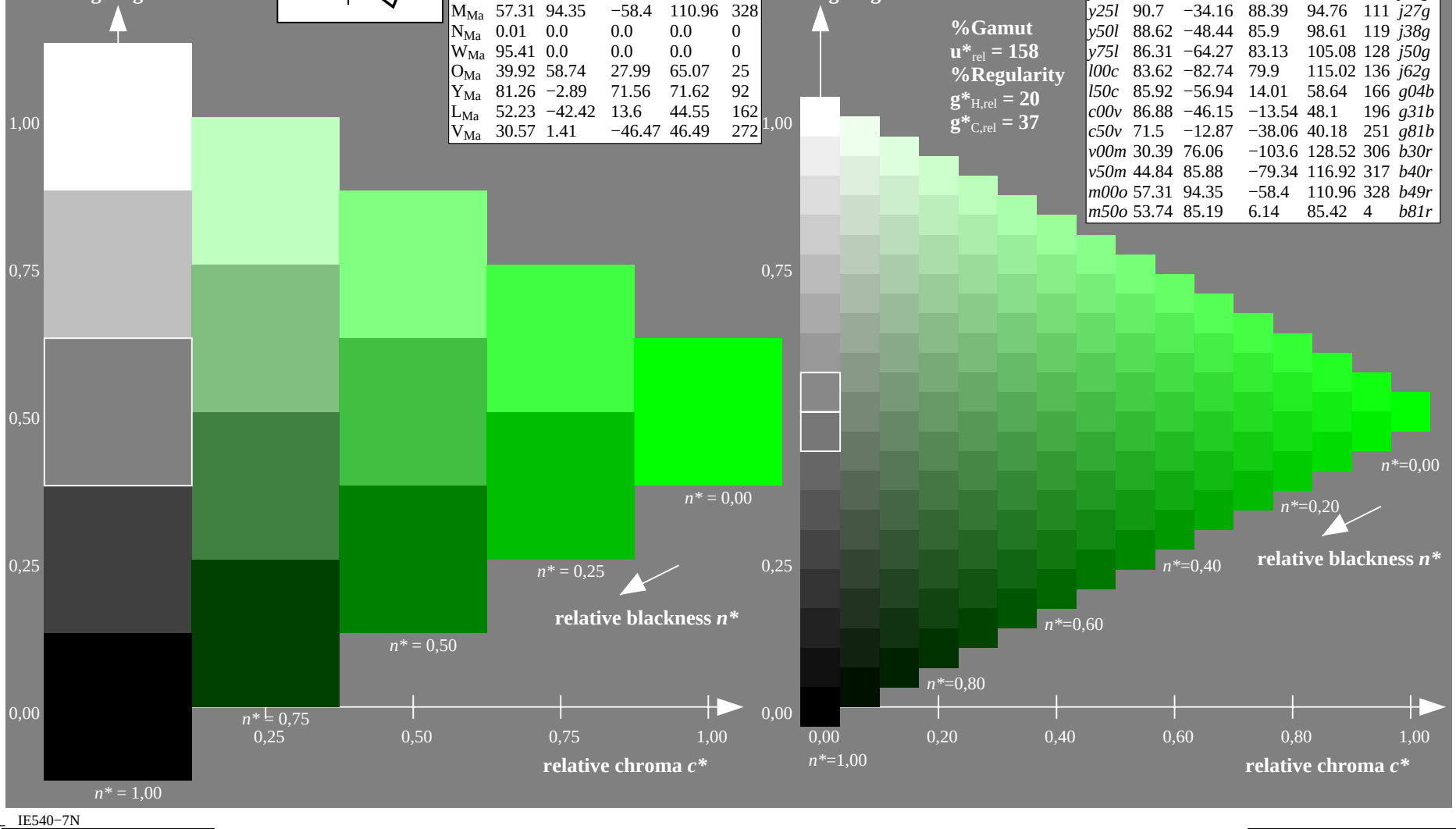

IE540−7N

input: *rgb (−>olv*) setrgbcolor*
output: no change compared to input

See original or copy: http://web.me.com/klaus.richter/IE54/IE54L0NP.PDF/ .PS
Technical information: http://www.ps.bam.de or http://130.149.60.45/~farbmetrik

TUB registration: 20090901-IE54/IE54L0NP.PDF/ .PS
application for output of visual display systems

TUB material: code=rha4ta

See original or copy: http://web.me.com/klaus.richter/IE54/IE54L0NP.PDF/ .PS
Technical information: http://www.ps.bam.de or http://130.149.60.45/~farbmetrik

TUB registration: 20090901-IE54/IE54L0NP.PDF/ .PS
application for output of visual display systems

TUB material: code=rha4ta

Input and output: Colorimetric Television Luminous System TLS00a for relative CIELAB hue $h^* = lab^*h^* = h_{ab}/360 = 0.462$ ***d* = l50c***

data for any colour:
lab*tch* **and** ***lab*ncu****
device and elementary hue text:
d* = l50c ***u* = g04b***

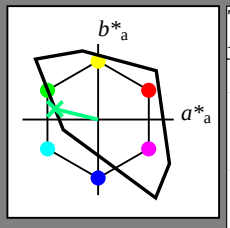

TLS00a; adapted (a) CIELAB data

Name	$L^*=L^*_a$	a^*_a	b^*_a	$C^*_{ab,a}$	$h^*_{ab,a}$
O_{Ma}	50.5	76.91	64.55	100.41	40
Y_{Ma}	92.66	−20.68	90.75	93.08	103
L_{Ma}	83.62	−82.74	79.9	115.02	136
C_{Ma}	86.88	−46.15	−13.54	48.1	196
V_{Ma}	30.39	76.06	−103.6	128.52	306
M_{Ma}	57.31	94.35	−58.4	110.96	328
N_{Ma}	0.01	0.0	0.0	0.0	0
W_{Ma}	95.41	0.0	0.0	0.0	0
O_{Ma}	39.92	58.74	27.99	65.07	25
Y_{Ma}	81.26	−2.89	71.56	71.62	92
L_{Ma}	52.23	−42.42	13.6	44.55	162
V_{Ma}	30.57	1.41	−46.47	46.49	272

Data for maximum colour (Ma):
LAB*LAB*$_{Ma}$**: 86 −57 14**
LAB*LCH*$_{Ma}$**: 86 59 166**
lab*olv*$_{Ma}$**: 0.0 1.0 0.5**
lab*rgb*$_{Ma}$**: 0.0 1.0 0.07**

%Gamut
u^*_{rel} = 158
%Regularity
$g^*_{H,rel}$ = 20
$g^*_{C,rel}$ = 37

TLS00a; adapted (a) CIELAB data

*d**	$L^*=L^*_a$	a^*_a	b^*_a	$C^*_{ab,a}$	$h^*_{ab,a}$	*u**
o00y	50.5	76.91	64.55	100.41	40	*r22j*
o25y	62.51	49.1	72.02	87.16	56	*r45j*
o50y	72.38	26.27	78.15	82.44	71	*r68j*
o75y	81.91	4.22	84.07	84.17	87	*r91j*
y00l	92.66	−20.68	90.75	93.08	103	*j15g*
y25l	90.7	−34.16	88.39	94.76	111	*j27g*
y50l	88.62	−48.44	85.9	98.61	119	*j38g*
y75l	86.31	−64.27	83.13	105.08	128	*j50g*
l00c	83.62	−82.74	79.9	115.02	136	*j62g*
l50c	85.92	−56.94	14.01	58.64	166	*g04b*
c00v	86.88	−46.15	−13.54	48.1	196	*g31b*
c50v	71.5	−12.87	−38.06	40.18	251	*g81b*
v00m	30.39	76.06	−103.6	128.52	306	*b30r*
v50m	44.84	85.88	−79.34	116.92	317	*b40r*
m00o	57.31	94.35	−58.4	110.96	328	*b49r*
m50o	53.74	85.19	6.14	85.42	4	*b81r*

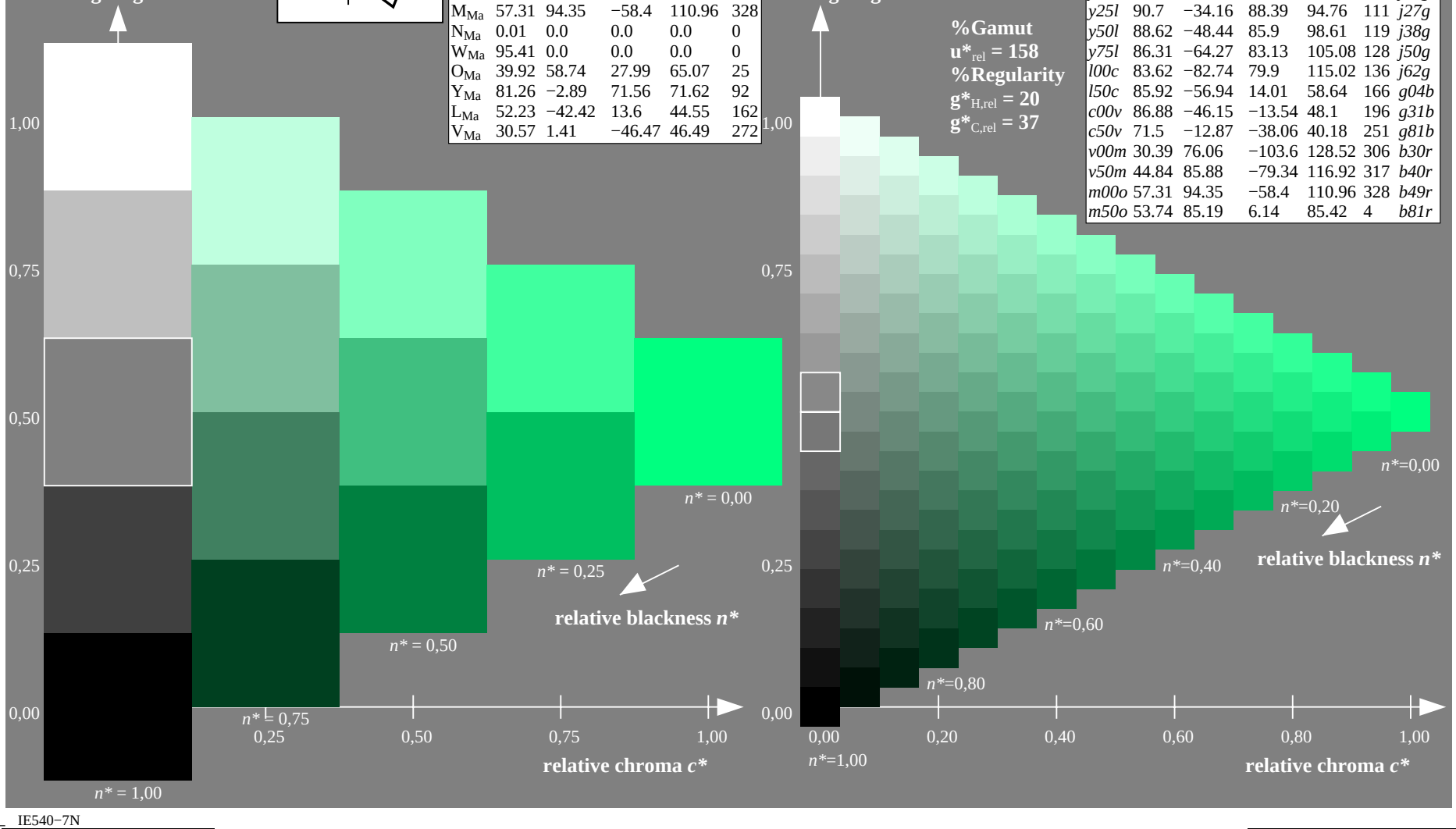

IE540−7N

input: *rgb (−>olv*) setrgbcolor*
output: no change compared to input

See original or copy: http://web.me.com/klaus.richter/IE54/IE54L0NP.PDF/ .PS
Technical information: http://www.ps.bam.de or http://130.149.60.45/~farbmetrik

TUB registration: 20090901-IE54/IE54L0NP.PDF/ .PS
application for output of visual display systems

TUB material: code=rha4ta

Input and output: Colorimetric Television Luminous System TLS00a for relative CIELAB hue $h^* = lab^*h^* = h_{ab}/360 = 0.545$ ***d* = c00v***

data for any colour:
lab*tch* **and** ***lab*ncu****
device and elementary hue text:
d* = c00v ***u* = g31b***

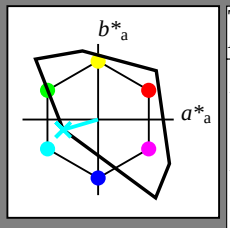

TLS00a; adapted (a) CIELAB data

Name	$L^*=L^*_a$	a^*_a	b^*_a	$C^*_{ab,a}$	$h^*_{ab,a}$
O_{Ma}	50.5	76.91	64.55	100.41	40
Y_{Ma}	92.66	−20.68	90.75	93.08	103
L_{Ma}	83.62	−82.74	79.9	115.02	136
C_{Ma}	86.88	−46.15	−13.54	48.1	196
V_{Ma}	30.39	76.06	−103.6	128.52	306
M_{Ma}	57.31	94.35	−58.4	110.96	328
N_{Ma}	0.01	0.0	0.0	0.0	0
W_{Ma}	95.41	0.0	0.0	0.0	0
O_{Ma}	39.92	58.74	27.99	65.07	25
Y_{Ma}	81.26	−2.89	71.56	71.62	92
L_{Ma}	52.23	−42.42	13.6	44.55	162
V_{Ma}	30.57	1.41	−46.47	46.49	272

Data for maximum colour (Ma):
LAB*LAB*$_{Ma}$**: 87 −46 −14**
LAB*LCH*$_{Ma}$**: 87 48 196**
lab*olv*$_{Ma}$**: 0.0 1.0 1.0**
lab*rgb*$_{Ma}$**: 0.0 1.0 0.62**

%Gamut
u^*_{rel} = 158
%Regularity
$g^*_{H,rel}$ = 20
$g^*_{C,rel}$ = 37

TLS00a; adapted (a) CIELAB data

*d**	$L^*=L^*_a$	a^*_a	b^*_a	$C^*_{ab,a}$	$h^*_{ab,a}$	*u**
o00y	50.5	76.91	64.55	100.41	40	*r22j*
o25y	62.51	49.1	72.02	87.16	56	*r45j*
o50y	72.38	26.27	78.15	82.44	71	*r68j*
o75y	81.91	4.22	84.07	84.17	87	*r91j*
y00l	92.66	−20.68	90.75	93.08	103	*j15g*
y25l	90.7	−34.16	88.39	94.76	111	*j27g*
y50l	88.62	−48.44	85.9	98.61	119	*j38g*
y75l	86.31	−64.27	83.13	105.08	128	*j50g*
l00c	83.62	−82.74	79.9	115.02	136	*j62g*
l50c	85.92	−56.94	14.01	58.64	166	*g04b*
c00v	86.88	−46.15	−13.54	48.1	196	*g31b*
c50v	71.5	−12.87	−38.06	40.18	251	*g81b*
v00m	30.39	76.06	−103.6	128.52	306	*b30r*
v50m	44.84	85.88	−79.34	116.92	317	*b40r*
m00o	57.31	94.35	−58.4	110.96	328	*b49r*
m50o	53.74	85.19	6.14	85.42	4	*b81r*

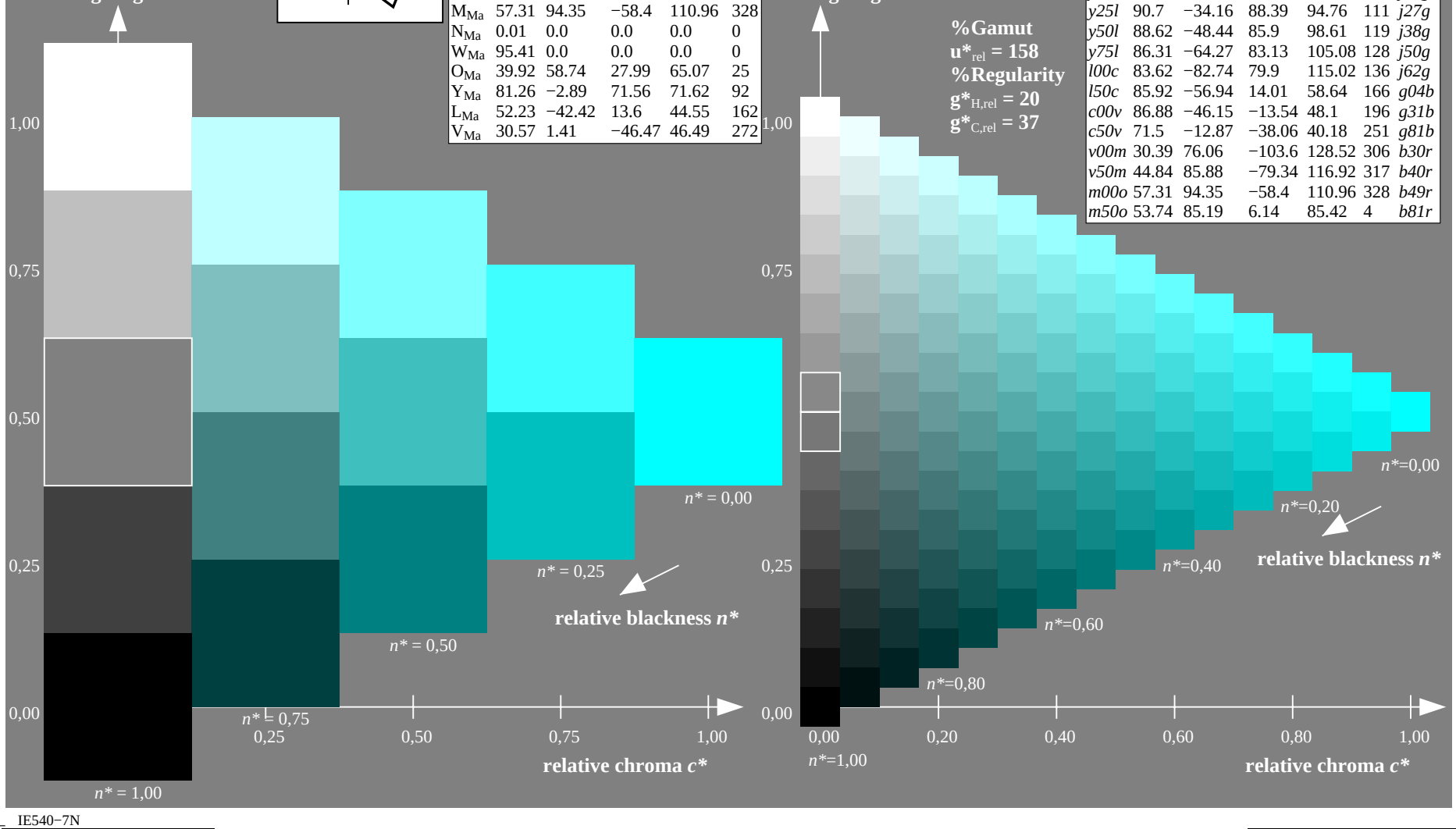

IE540−7N

input: *rgb (−>olv*) setrgbcolor*
output: no change compared to input

Input and output: Colorimetric Television Luminous System TLS00a for relative CIELAB hue *h = *lab*h** = $h_{ab}/360$ = 0.698** ***d** = c50v***

data for any colour:
lab*tch** and **lab*ncu
device and elementary hue text:
d** = c50v u* = g81b

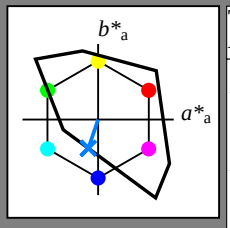

TLS00a; adapted (a) CIELAB data

Name	*L*=L*a*	*a*a*	*b*a*	*C*ab,a*	*h*ab,a*
O_{Ma}	50.5	76.91	64.55	100.41	40
Y_{Ma}	92.66	−20.68	90.75	93.08	103
L_{Ma}	83.62	−82.74	79.9	115.02	136
C_{Ma}	86.88	−46.15	−13.54	48.1	196
V_{Ma}	30.39	76.06	−103.6	128.52	306
M_{Ma}	57.31	94.35	−58.4	110.96	328
N_{Ma}	0.01	0.0	0.0	0.0	0
W_{Ma}	95.41	0.0	0.0	0.0	0
O_{Ma}	39.92	58.74	27.99	65.07	25
Y_{Ma}	81.26	−2.89	71.56	71.62	92
L_{Ma}	52.23	−42.42	13.6	44.55	162
V_{Ma}	30.57	1.41	−46.47	46.49	272

Data for maximum colour (Ma):
***LAB*LAB*Ma*: 71 −13 −38**
***LAB*LCH*Ma*: 71 40 251**
***lab*olv*Ma*: 0.0 0.5 1.0**
***lab*rgb*Ma*: 0.0 0.37 1.0**

triangle lightness *t**

%Gamut
u^*_{rel} = 158
%Regularity
$g^*_{H,rel}$ = 20
$g^*_{C,rel}$ = 37

TLS00a; adapted (a) CIELAB data

*d**	*L*=L*a*	*a*a*	*b*a*	*C*ab,a*	*h*ab,a*	*u**
o00y	50.5	76.91	64.55	100.41	40	*r22j*
o25y	62.51	49.1	72.02	87.16	56	*r45j*
o50y	72.38	26.27	78.15	82.44	71	*r68j*
o75y	81.91	4.22	84.07	84.17	87	*r91j*
y00l	92.66	−20.68	90.75	93.08	103	*j15g*
y25l	90.7	−34.16	88.39	94.76	111	*j27g*
y50l	88.62	−48.44	85.9	98.61	119	*j38g*
y75l	86.31	−64.27	83.13	105.08	128	*j50g*
l00c	83.62	−82.74	79.9	115.02	136	*j62g*
l50c	85.92	−56.94	14.01	58.64	166	*g04b*
c00v	86.88	−46.15	−13.54	48.1	196	*g31b*
c50v	71.5	−12.87	−38.06	40.18	251	*g81b*
v00m	30.39	76.06	−103.6	128.52	306	*b30r*
v50m	44.84	85.88	−79.34	116.92	317	*b40r*
m00o	57.31	94.35	−58.4	110.96	328	*b49r*
m50o	53.74	85.19	6.14	85.42	4	*b81r*

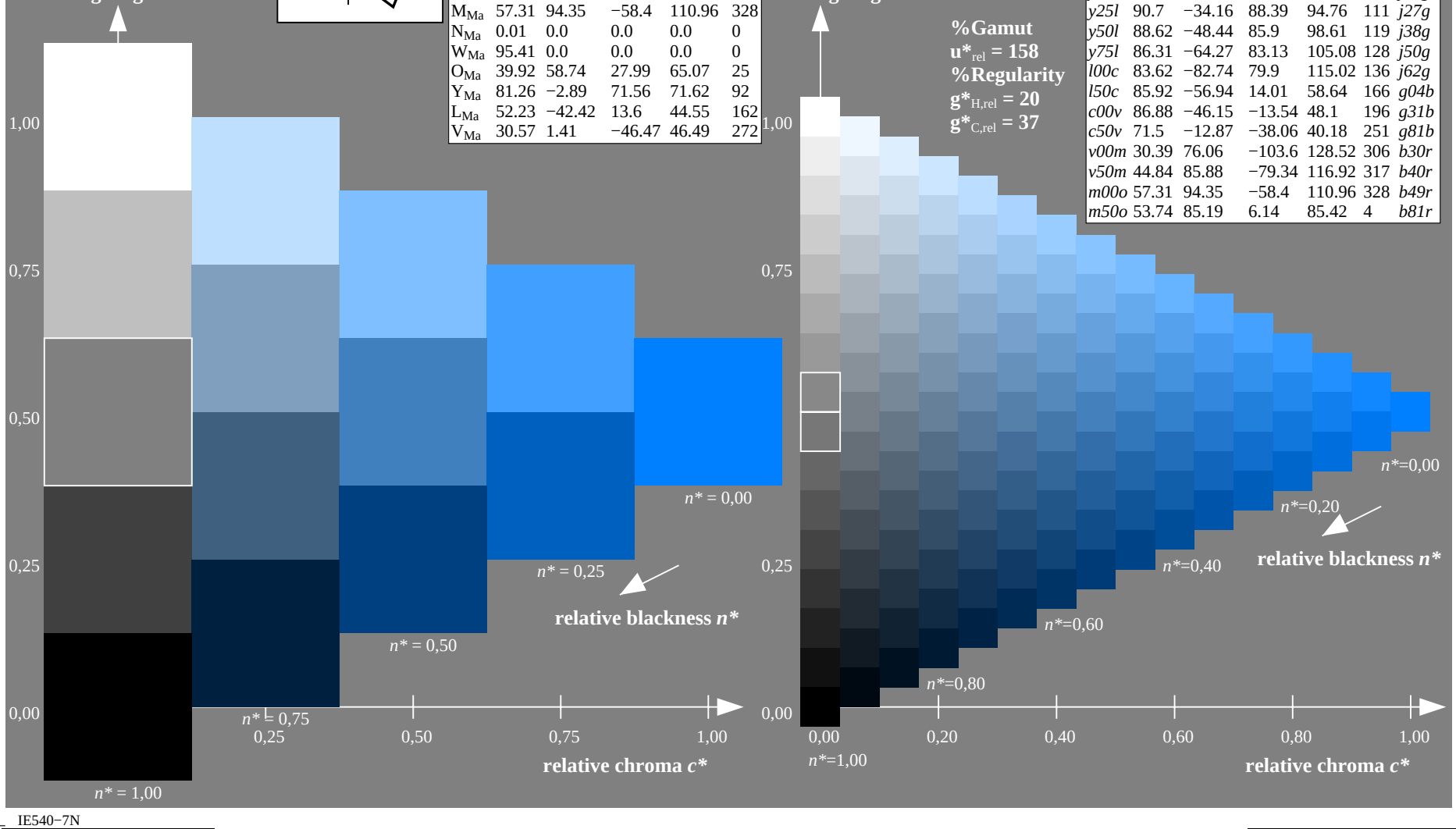

IE540−7N

See original or copy: http://web.me.com/klaus.richter/IE54/IE54L0NP.PDF/ .PS
Technical information: http://www.ps.bam.de or http://130.149.60.45/~farbmetrik

TUB registration: 20090901-IE54/IE54L0NP.PDF/ .PS
application for output of visual display systems
TUB material: code=rha4ta

See original or copy: http://web.me.com/klaus.richter/IE54/IE54L0NP.PDF/ .PS
Technical information: http://www.ps.bam.de or http://130.149.60.45/~farbmetrik

TUB registration: 20090901-IE54/IE54L0NP.PDF/ .PS
application for output of visual display systems

TUB material: code=rha4ta

Input and output: Colorimetric Television Luminous System TLS00a for relative CIELAB hue $h^* = lab^*h^* = h_{ab}/360 = 0.851$ ***d* = v00m***

data for any colour:
lab*tch* **and** ***lab*ncu****
device and elementary hue text:
d* = v00m u* = b30r

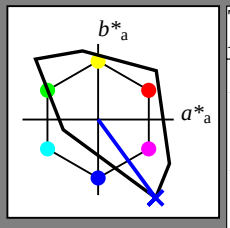

TLS00a; adapted (a) CIELAB data

Name	$L^*=L^*_a$	a^*_a	b^*_a	$C^*_{ab,a}$	$h^*_{ab,a}$
O_{Ma}	50.5	76.91	64.55	100.41	40
Y_{Ma}	92.66	−20.68	90.75	93.08	103
L_{Ma}	83.62	−82.74	79.9	115.02	136
C_{Ma}	86.88	−46.15	−13.54	48.1	196
V_{Ma}	30.39	76.06	−103.6	128.52	306
M_{Ma}	57.31	94.35	−58.4	110.96	328
N_{Ma}	0.01	0.0	0.0	0.0	0
W_{Ma}	95.41	0.0	0.0	0.0	0
O_{Ma}	39.92	58.74	27.99	65.07	25
Y_{Ma}	81.26	−2.89	71.56	71.62	92
L_{Ma}	52.23	−42.42	13.6	44.55	162
V_{Ma}	30.57	1.41	−46.47	46.49	272

Data for maximum colour (Ma):
LAB*LAB*$_{Ma}$**: 30 76 −104**
LAB*LCH*$_{Ma}$**: 30 129 306**
lab*olv*$_{Ma}$**: 0.0 0.0 1.0**
lab*rgb*$_{Ma}$**: 0.61 0.0 1.0**

%Gamut
u^*_{rel} = 158
%Regularity
$g^*_{H,rel}$ = 20
$g^*_{C,rel}$ = 37

TLS00a; adapted (a) CIELAB data

*d**	$L^*=L^*_a$	a^*_a	b^*_a	$C^*_{ab,a}$	$h^*_{ab,a}$	*u**
o00y	50.5	76.91	64.55	100.41	40	*r22j*
o25y	62.51	49.1	72.02	87.16	56	*r45j*
o50y	72.38	26.27	78.15	82.44	71	*r68j*
o75y	81.91	4.22	84.07	84.17	87	*r91j*
y00l	92.66	−20.68	90.75	93.08	103	*j15g*
y25l	90.7	−34.16	88.39	94.76	111	*j27g*
y50l	88.62	−48.44	85.9	98.61	119	*j38g*
y75l	86.31	−64.27	83.13	105.08	128	*j50g*
l00c	83.62	−82.74	79.9	115.02	136	*j62g*
l50c	85.92	−56.94	14.01	58.64	166	*g04b*
c00v	86.88	−46.15	−13.54	48.1	196	*g31b*
c50v	71.5	−12.87	−38.06	40.18	251	*g81b*
v00m	30.39	76.06	−103.6	128.52	306	*b30r*
v50m	44.84	85.88	−79.34	116.92	317	*b40r*
m00o	57.31	94.35	−58.4	110.96	328	*b49r*
m50o	53.74	85.19	6.14	85.42	4	*b81r*

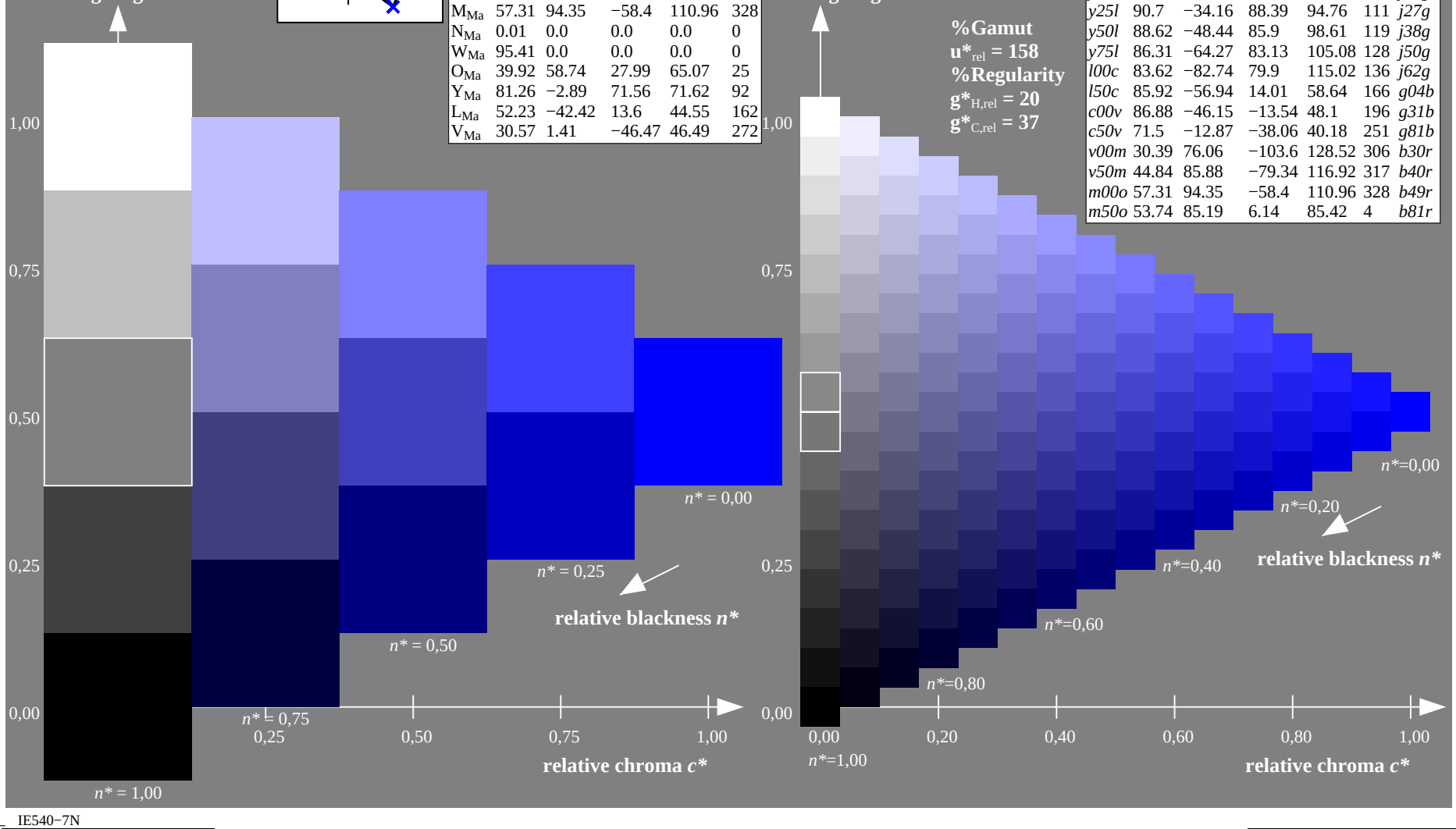

IE540−7N

input: *rgb (−>olv*) setrgbcolor*
output: no change compared to input

See original or copy: http://web.me.com/klaus.richter/IE54/IE54L0NP.PDF/ .PS
Technical information: http://www.ps.bam.de or http://130.149.60.45/~farbmetrik

TUB registration: 20090901-IE54/IE54L0NP.PDF/ .PS
application for output of visual display systems

TUB material: code=rha4ta

Input and output: Colorimetric Television Luminous System TLS00a for relative CIELAB hue $h^* = lab^*h^* = h_{ab}/360 = 0.881$ ***d* = v50m***

data for any colour:
lab*tch* **and** ***lab*ncu****
device and elementary hue text:
d* = v50m u* = b40r

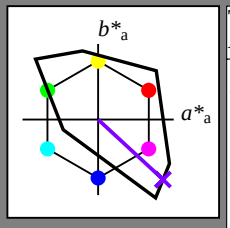

TLS00a; adapted (a) CIELAB data

Name	$L^*=L^*_a$	a^*_a	b^*_a	$C^*_{ab,a}$	$h^*_{ab,a}$
O_{Ma}	50.5	76.91	64.55	100.41	40
Y_{Ma}	92.66	−20.68	90.75	93.08	103
L_{Ma}	83.62	−82.74	79.9	115.02	136
C_{Ma}	86.88	−46.15	−13.54	48.1	196
V_{Ma}	30.39	76.06	−103.6	128.52	306
M_{Ma}	57.31	94.35	−58.4	110.96	328
N_{Ma}	0.01	0.0	0.0	0.0	0
W_{Ma}	95.41	0.0	0.0	0.0	0
O_{Ma}	39.92	58.74	27.99	65.07	25
Y_{Ma}	81.26	−2.89	71.56	71.62	92
L_{Ma}	52.23	−42.42	13.6	44.55	162
V_{Ma}	30.57	1.41	−46.47	46.49	272

Data for maximum colour (Ma):
LAB*LAB*$_{Ma}$**: 45 86 −79**
LAB*LCH*$_{Ma}$**: 45 117 317**
lab*olv*$_{Ma}$**: 0.5 0.0 1.0**
lab*rgb*$_{Ma}$**: 0.8 0.0 1.0**

%Gamut
u^*_{rel} = 158
%Regularity
$g^*_{H,rel}$ = 20
$g^*_{C,rel}$ = 37

TLS00a; adapted (a) CIELAB data

*d**	$L^*=L^*_a$	a^*_a	b^*_a	$C^*_{ab,a}$	$h^*_{ab,a}$	*u**
o00y	50.5	76.91	64.55	100.41	40	*r22j*
o25y	62.51	49.1	72.02	87.16	56	*r45j*
o50y	72.38	26.27	78.15	82.44	71	*r68j*
o75y	81.91	4.22	84.07	84.17	87	*r91j*
y00l	92.66	−20.68	90.75	93.08	103	*j15g*
y25l	90.7	−34.16	88.39	94.76	111	*j27g*
y50l	88.62	−48.44	85.9	98.61	119	*j38g*
y75l	86.31	−64.27	83.13	105.08	128	*j50g*
l00c	83.62	−82.74	79.9	115.02	136	*j62g*
l50c	85.92	−56.94	14.01	58.64	166	*g04b*
c00v	86.88	−46.15	−13.54	48.1	196	*g31b*
c50v	71.5	−12.87	−38.06	40.18	251	*g81b*
v00m	30.39	76.06	−103.6	128.52	306	*b30r*
v50m	44.84	85.88	−79.34	116.92	317	*b40r*
m00o	57.31	94.35	−58.4	110.96	328	*b49r*
m50o	53.74	85.19	6.14	85.42	4	*b81r*

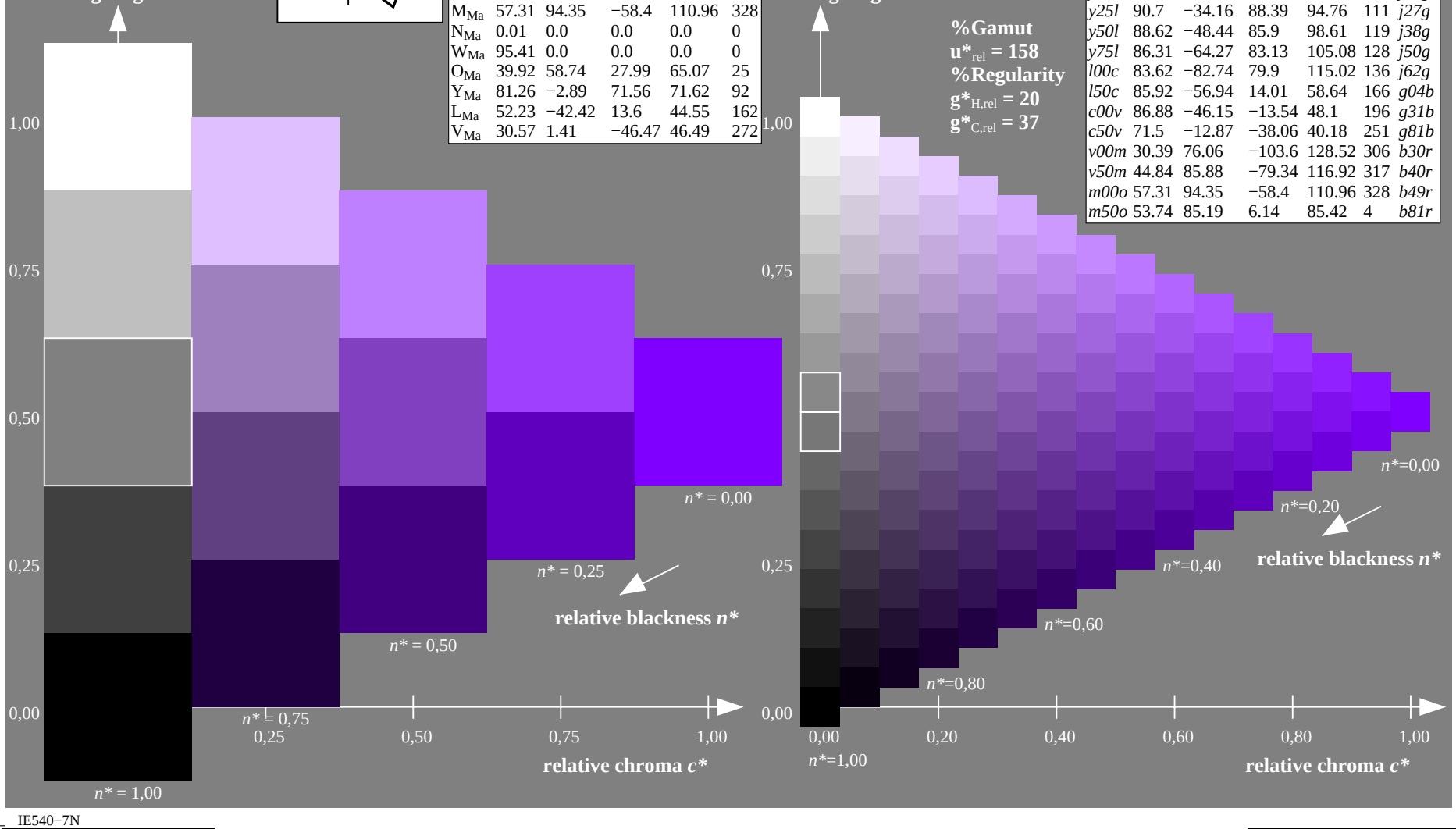

IE540−7N

input: *rgb (−>olv*) setrgbcolor*
output: no change compared to input

See original or copy: http://web.me.com/klaus.richter/IE54/IE54L0NP.PDF/ .PS
Technical information: http://www.ps.bam.de or http://130.149.60.45/~farbmetrik

TUB registration: 20090901-IE54/IE54L0NP.PDF/ .PS
application for output of visual display systems

TUB material: code=rha4ta

Input and output: Colorimetric Television Luminous System TLS00a for relative CIELAB hue $h^* = lab^*h^* = h_{ab}/360 = 0.912$ ***d* = m00o***

data for any colour:
lab*tch* **and** ***lab*ncu****
device and elementary hue text:
d* = m00o u* = b49r

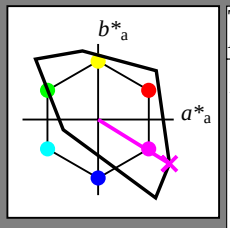

TLS00a; adapted (a) CIELAB data

Name	$L^*=L^*_a$	a^*_a	b^*_a	$C^*_{ab,a}$	$h^*_{ab,a}$
O_{Ma}	50.5	76.91	64.55	100.41	40
Y_{Ma}	92.66	−20.68	90.75	93.08	103
L_{Ma}	83.62	−82.74	79.9	115.02	136
C_{Ma}	86.88	−46.15	−13.54	48.1	196
V_{Ma}	30.39	76.06	−103.6	128.52	306
M_{Ma}	57.31	94.35	−58.4	110.96	328
N_{Ma}	0.01	0.0	0.0	0.0	0
W_{Ma}	95.41	0.0	0.0	0.0	0
O_{Ma}	39.92	58.74	27.99	65.07	25
Y_{Ma}	81.26	−2.89	71.56	71.62	92
L_{Ma}	52.23	−42.42	13.6	44.55	162
V_{Ma}	30.57	1.41	−46.47	46.49	272

Data for maximum colour (Ma):
LAB*LAB*$_{Ma}$**: 57 94 −58**
LAB*LCH*$_{Ma}$**: 57 111 328**
lab*olv*$_{Ma}$**: 1.0 0.0 1.0**
lab*rgb*$_{Ma}$**: 0.99 0.0 1.0**

%Gamut
u^*_{rel} = 158
%Regularity
$g^*_{H,rel}$ = 20
$g^*_{C,rel}$ = 37

TLS00a; adapted (a) CIELAB data

*d**	$L^*=L^*_a$	a^*_a	b^*_a	$C^*_{ab,a}$	$h^*_{ab,a}$	*u**
o00y	50.5	76.91	64.55	100.41	40	*r22j*
o25y	62.51	49.1	72.02	87.16	56	*r45j*
o50y	72.38	26.27	78.15	82.44	71	*r68j*
o75y	81.91	4.22	84.07	84.17	87	*r91j*
y00l	92.66	−20.68	90.75	93.08	103	*j15g*
y25l	90.7	−34.16	88.39	94.76	111	*j27g*
y50l	88.62	−48.44	85.9	98.61	119	*j38g*
y75l	86.31	−64.27	83.13	105.08	128	*j50g*
l00c	83.62	−82.74	79.9	115.02	136	*j62g*
l50c	85.92	−56.94	14.01	58.64	166	*g04b*
c00v	86.88	−46.15	−13.54	48.1	196	*g31b*
c50v	71.5	−12.87	−38.06	40.18	251	*g81b*
v00m	30.39	76.06	−103.6	128.52	306	*b30r*
v50m	44.84	85.88	−79.34	116.92	317	*b40r*
m00o	57.31	94.35	−58.4	110.96	328	*b49r*
m50o	53.74	85.19	6.14	85.42	4	*b81r*

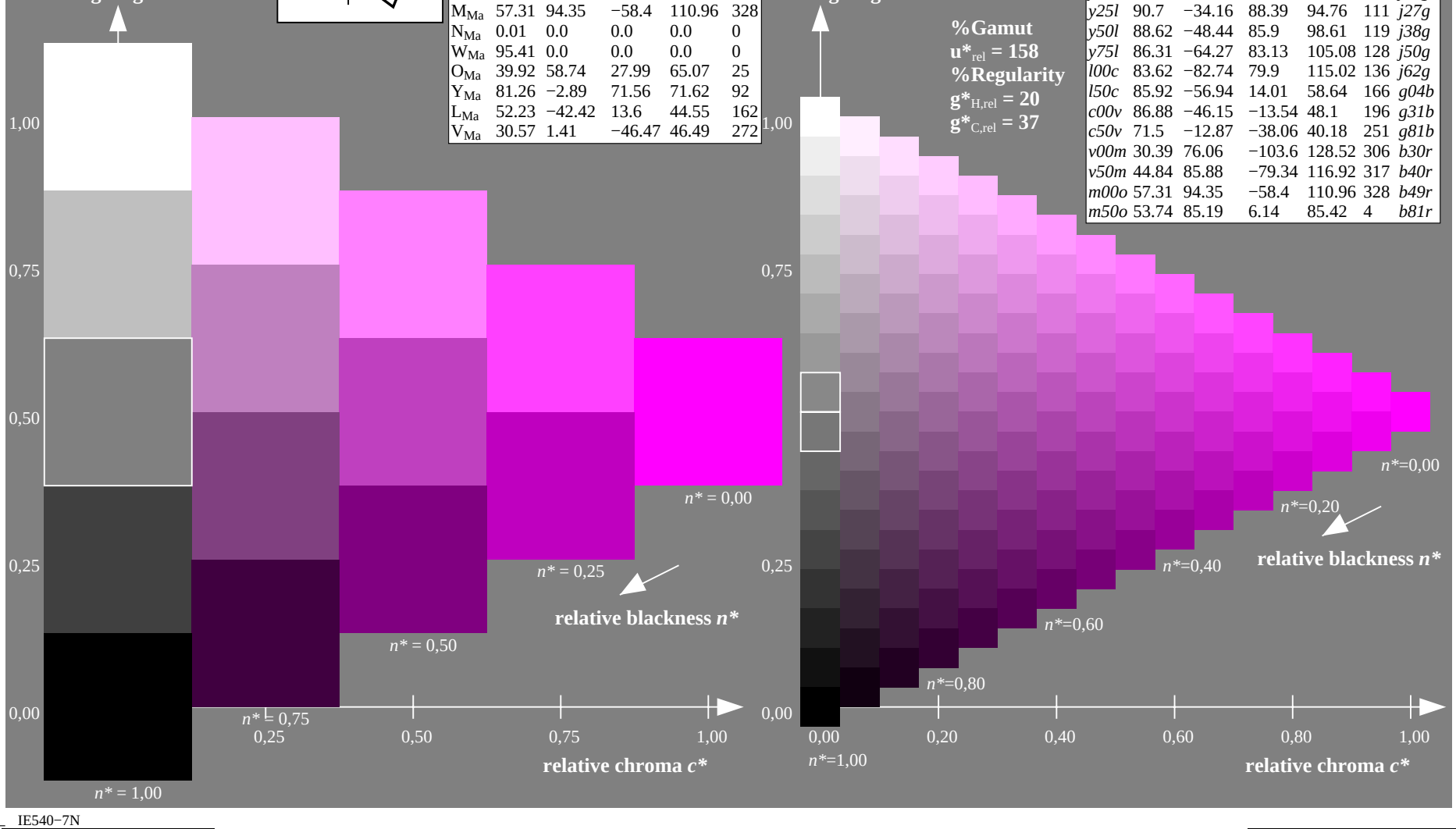

IE540−7N

input: *rgb (−>olv*) setrgbcolor*
output: no change compared to input

Input and output: Colorimetric Television Luminous System TLS00a for relative CIELAB hue *h = *lab*h** = $h_{ab}/360$ = 0.011** ***d** = m50o***

data for any colour:
lab*tch** and lab*ncu*
device and elementary hue text:
d** = m50o u* = b81r

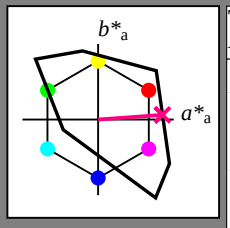

TLS00a; adapted (a) CIELAB data

Name	*L*=L*a*	*a*a*	*b*a*	*C*ab,a*	*h*ab,a*
O_{Ma}	50.5	76.91	64.55	100.41	40
Y_{Ma}	92.66	−20.68	90.75	93.08	103
L_{Ma}	83.62	−82.74	79.9	115.02	136
C_{Ma}	86.88	−46.15	−13.54	48.1	196
V_{Ma}	30.39	76.06	−103.6	128.52	306
M_{Ma}	57.31	94.35	−58.4	110.96	328
N_{Ma}	0.01	0.0	0.0	0.0	0
W_{Ma}	95.41	0.0	0.0	0.0	0
O_{Ma}	39.92	58.74	27.99	65.07	25
Y_{Ma}	81.26	−2.89	71.56	71.62	92
L_{Ma}	52.23	−42.42	13.6	44.55	162
V_{Ma}	30.57	1.41	−46.47	46.49	272

Data for maximum colour (Ma):
***LAB*LAB*Ma*: 54 85 6**
***LAB*LCH*Ma*: 54 85 4**
***lab*olv*Ma*: 1.0 0.0 0.5**
***lab*rgb*Ma*: 1.0 0.0 0.38**

TLS00a; adapted (a) CIELAB data

*d**	*L*=L*a*	*a*a*	*b*a*	*C*ab,a*	*h*ab,a*	*u**
o00y	50.5	76.91	64.55	100.41	40	*r22j*
o25y	62.51	49.1	72.02	87.16	56	*r45j*
o50y	72.38	26.27	78.15	82.44	71	*r68j*
o75y	81.91	4.22	84.07	84.17	87	*r91j*
y00l	92.66	−20.68	90.75	93.08	103	*j15g*
y25l	90.7	−34.16	88.39	94.76	111	*j27g*
y50l	88.62	−48.44	85.9	98.61	119	*j38g*
y75l	86.31	−64.27	83.13	105.08	128	*j50g*
l00c	83.62	−82.74	79.9	115.02	136	*j62g*
l50c	85.92	−56.94	14.01	58.64	166	*g04b*
c00v	86.88	−46.15	−13.54	48.1	196	*g31b*
c50v	71.5	−12.87	−38.06	40.18	251	*g81b*
v00m	30.39	76.06	−103.6	128.52	306	*b30r*
v50m	44.84	85.88	−79.34	116.92	317	*b40r*
m00o	57.31	94.35	−58.4	110.96	328	*b49r*
m50o	53.74	85.19	6.14	85.42	4	*b81r*

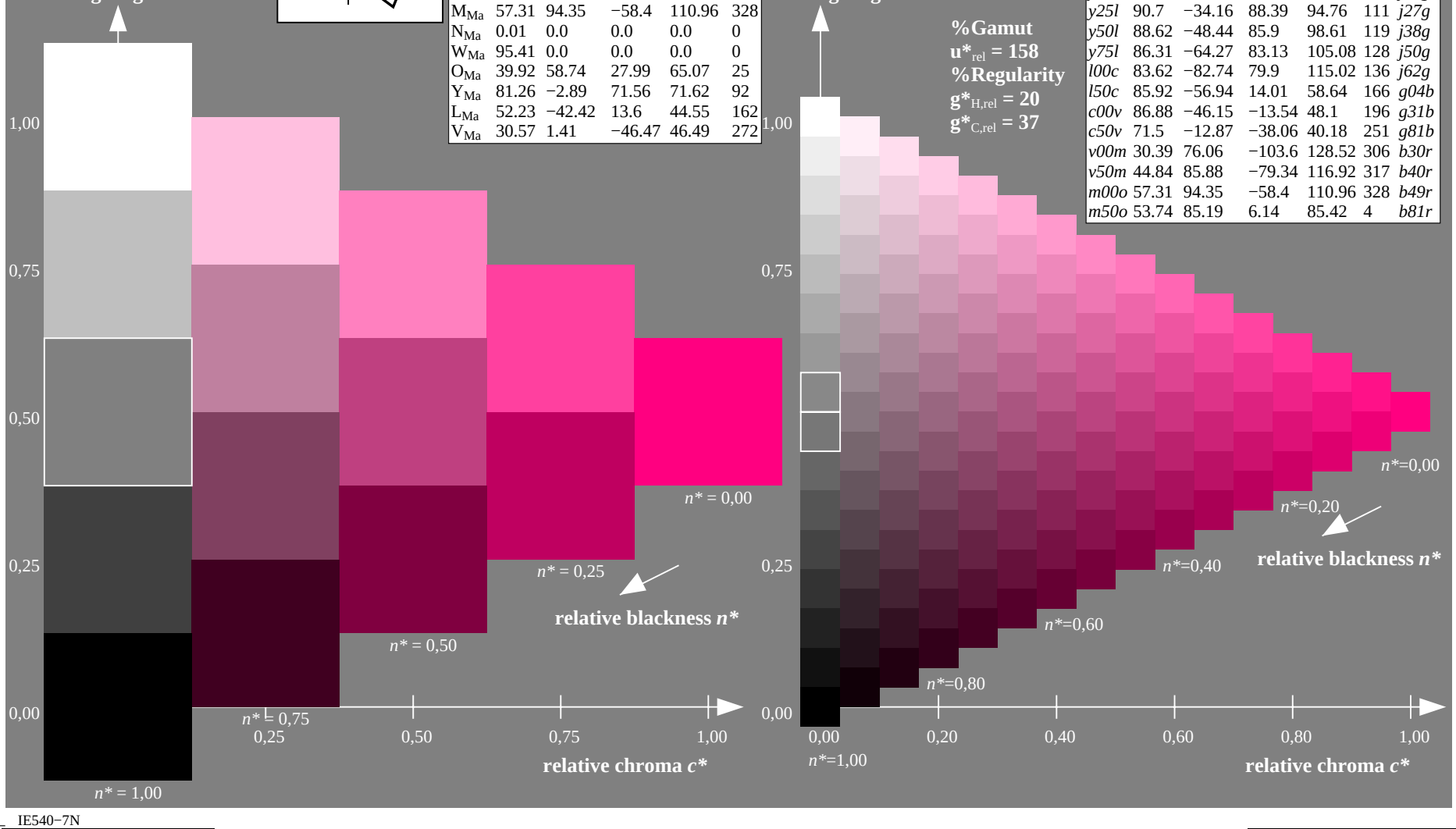

IE540−7N

See original or copy: http://web.me.com/klaus.richter/IE54/IE54L0NP.PDF/ .PS
Technical information: http://www.ps.bam.de or http://130.149.60.45/~farbmetrik
TUB registration: 20090901-IE54/IE54L0NP.PDF/ .PS
application for output of visual display systems
TUB material: code=rha4ta