XYZ_W=85.53 , 90.0 , 98.0
$A_1 = 2{,}5\ C_c\ (a_1 - a_{1,n})\ Y$
$B_1 = 2{,}5\ C_c\ B_c\ (b_1 - b_{1,n})\ Y$
$a_1 = a_{20}\ [(x-x_c)/y]$
$b_1 = b_{20}\ [z/y]$
$a_{20} = 1,\ b_{20} = -0{,}4$
$x_c = 0{,}110,\ B_c = 1{,}000$
$C_c = 1{,}000,\ n$ = D65
$C_{AB,1} = [A_1^2 + B_1^2]^{1/2}$
Name & Spektralbereich
R_m 570–770 Y_m 520–770
G_m 470–570 C_m 380–570
B_m 380–520 M_m 570–470
6 Optimalfarben (o), Y_W=90, Y_N=3,6
6 von maximalem (m) C_{AB} für D65
in Buntwertdiagram (A_1, B_1)
Parameter: N
D65, C_r = 25:1
Δh_{A1B1} = 6
max: 490–770
min: 380–490
DGS10−1N

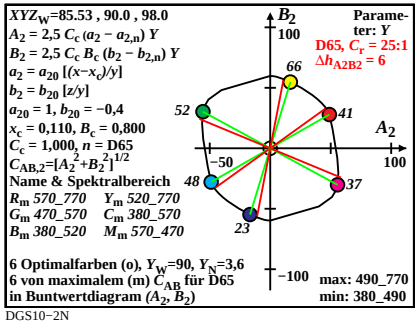

DGS10−2N

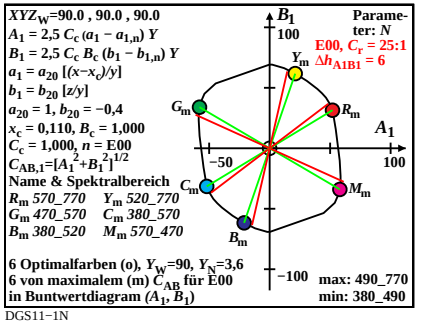

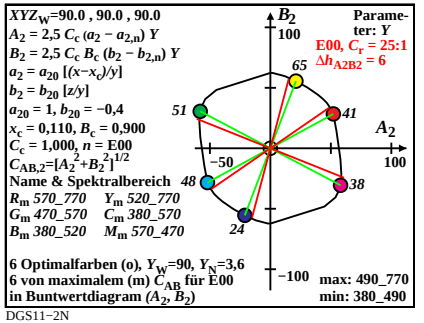

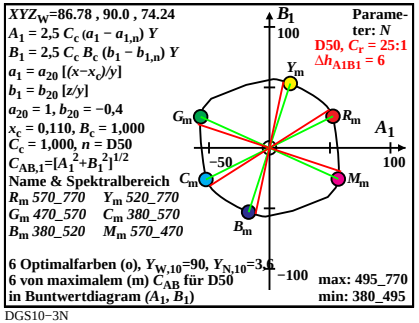

DGS10−3N

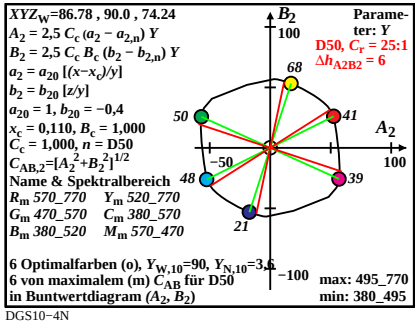

DGS10−4N

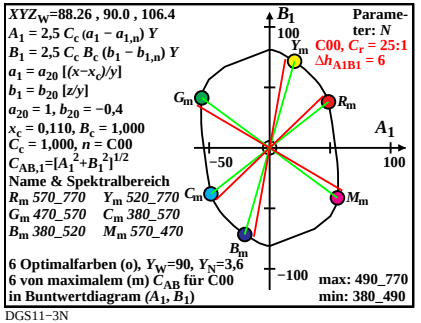

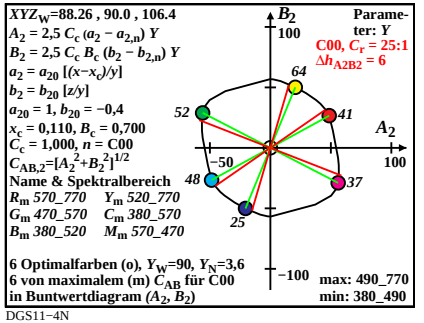

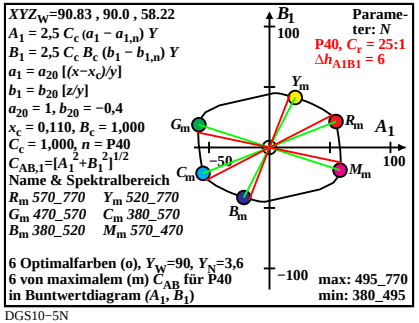

DGS10−5N

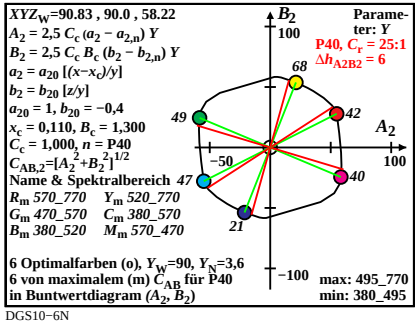

DGS10−6N

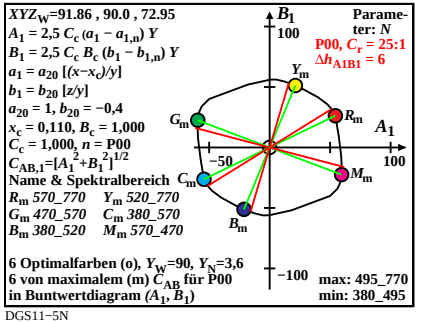

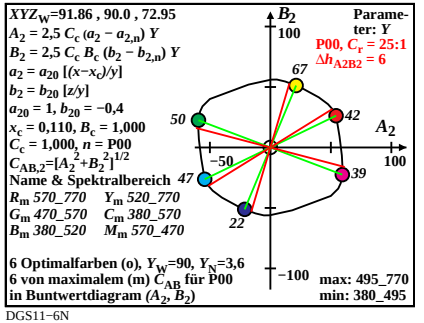

DGS11−6N

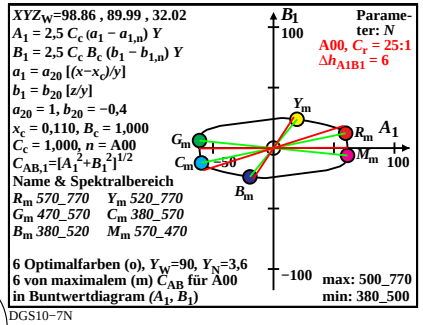

DGS10−7N

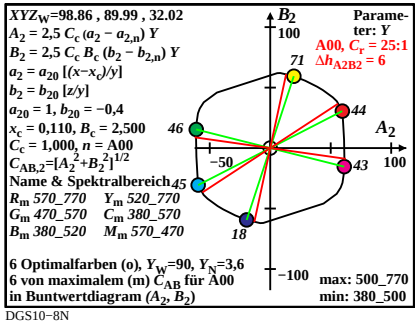

DGS10−8N

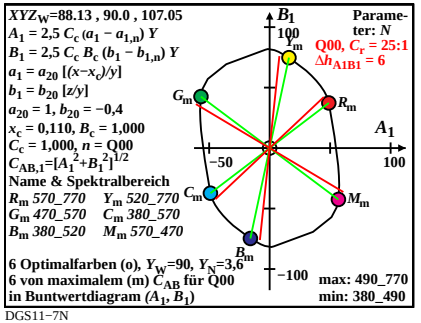

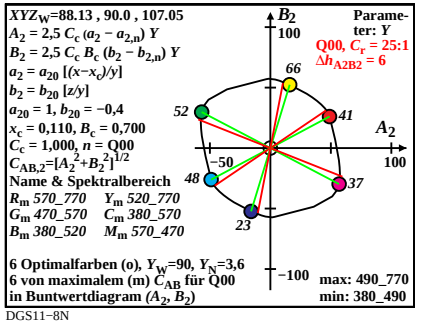

Siehe ähnliche Dateien: http://farbe.li.tu-berlin.de/DGS1/DGS1.HTM
Technische Information: http://farbe.li.tu-berlin.de oder http://color.li.tu-berlin.de

TUB-Registrierung: 20220701-DGS1/DGS1L0NA.TXT /.PS TUB-Material: Code=rha4ta
Anwendung für Beurteilung und Messung von Display- oder Druck-Ausgabe