http://farbe.li.tu-berlin.de/DEJ3/DEJ3L0N1.TXT /.PS; only vector graphic VG; start output
N: no 3D-linearization (OL) in file (F) or PS-startup (S), page 2/1

Ostwald optimal colours (o), maximum (m) $C_{AB,10}$ for D50, $Y_{N,10}$=3,6, $Y_{W,10}$=90, Y_m=570,170														
i_1, λ_1	i_2, λ_2	X_{10}	Y_{10}	Z_{10}	x_{10}	y_{10}	z_{10}	$b_{N,10}$	i_d, λ_d	i_c, λ_c	Code			
1	405	31 559	25.89	47.0	65.01	0.1877	0.3408	0.4713	186.6	15 479	37 589	Cm		
7	435	32 561	22.97	46.96	49.12	0.1929	0.3944	0.4126	167.2	16 484	58 693			
10	450	32 562	20.62	47.28	32.2	0.206	0.4722	0.3216	141.4	18 493	−1 493c			
12	460	32 564	20.07	48.08	21.51	0.2238	0.5362	0.2399	125.0	20 503	−1 503c			
13	465	33 566	20.32	48.62	17.04	0.2363	0.5653	0.1982	118.3	22 511	−1 511c			
14	470	34 570	21.81	50.16	13.35	0.2555	0.5878	0.1565	111.9	24 521	−1 521c			
15	475	35 576	25.61	53.3	10.47	0.2865	0.5963	0.1171	104.4	26 531	−1 531c	Gm		
16	480	38 590	34.97	59.74	8.3	0.3394	0.5798	0.0806	92.1	28 543	−1 543c			
17	485	−1 485c	68.04	75.24	6.74	0.4535	0.5015	0.0449	53.2	32 563	11 458			
18	490	−1 490c	68.0	74.08	5.61	0.4604	0.5015	0.038	51.5	32 564	12 460			
19	495	−1 495c	67.99	72.69	4.77	0.4674	0.4997	0.0328	49.4	33 565	12 462	max		
20	500	−1 500c	67.96	71.07	4.15	0.4746	0.4963	0.029	47.1	33 566	12 464			
21	510	−1 509c	67.87	69.2	3.71	0.4821	0.4915	0.0263	44.4	33 567	13 466			
24	520	−1 520c	66.89	62.01	2.98	0.5071	0.4702	0.0225	34.7	34 571	14 471	Ym		
25	530	−1 529c	66.18	59.09	2.85	0.5165	0.4611	0.0222	31.0	34 573	14 473			
28	540	−1 540c	62.64	49.37	2.66	0.5462	0.4304	0.0232	19.6	35 579	15 476			
29	545	−1 545c	60.94	45.94	2.64	0.5563	0.4194	0.0241	16.0	36 581	15 477			
29	550	−1 549c	60.94	45.94	2.64	0.5563	0.4194	0.0241	16.0	36 581	15 477			
31	555	−1 555c	56.69	39.06	2.63	0.5761	0.397	0.0268	9.3	37 587	15 479			
32	560	2 411	54.47	35.74	4.13	0.5773	0.3787	0.0438	4.7	38 591	16 480			
31	559	1 405	61.15	42.99	8.26	0.544	0.3824	0.0734	6.6	37 589	15 479	Rm		
32	561	7 435	64.08	43.03	24.14	0.4881	0.3278	0.1839	347.3	58 693	16 484			
32	562	10 450	66.42	42.71	41.06	0.4422	0.2843	0.2733	321.5	−1 493c	18 493			
32	564	12 460	66.98	41.91	51.75	0.4169	0.2609	0.3221	305.0	−1 503c	20 503			
33	566	13 465	66.72	41.37	56.22	0.406	0.2518	0.3421	298.4	−1 511c	22 511			
34	570	14 470	65.24	39.83	59.91	0.3954	0.2414	0.3631	292.0	−1 521c	24 521			
35	576	15 475	61.44	36.69	62.8	0.3817	0.228	0.3902	284.5	−1 531c	26 531	Mm		
38	590	16 480	52.07	30.25	64.96	0.3535	0.2054	0.441	272.1	−1 543c	28 543			
−1 485c	17 485	19.01	14.75	66.52	0.1895	0.1471	0.6633	233.3	11 458	32 563				
−1 490c	18 490	19.04	15.91	67.65	0.1855	0.1551	0.6593	231.5	12 460	32 564				
−1 495c	19 495	19.05	17.3	68.49	0.1817	0.165	0.6532	229.5	12 462	33 565	min			
−1 500c	20 500	19.08	18.92	69.11	0.1781	0.1766	0.6451	227.1	12 464	33 566				
−1 509c	21 510	19.17	20.79	69.56	0.175	0.1898	0.635	224.5	13 466	33 567				
−1 520c	24 520	20.15	27.98	70.29	0.1702	0.2362	0.5935	214.7	14 471	34 571	Bm			
−1 529c	25 530	20.86	30.9	70.41	0.1707	0.2529	0.5763	211.0	14 473	34 573				
−1 540c	28 540	24.4	40.62	70.6	0.1799	0.2995	0.5205	199.6	15 476	35 579				
−1 545c	29 545	26.1	44.05	70.62	0.1854	0.3129	0.5016	196.0	15 477	36 581				
−1 549c	29 550	26.1	44.05	70.62	0.1854	0.3129	0.5016	196.0	15 477	36 581				
−1 555c	31 555	30.36	50.93	70.63	0.1998	0.3352	0.4648	189.3	15 479	37 587				
2 411	32 560	32.57	54.25	69.13	0.2088	0.3478	0.4432	184.7	16 480	38 591				
W0 380		77.85	87.05	89.99	73.27	0.3477	0.3595	0.2927	0.0					
N0 380		77.0	3.48	3.59	2.93	0.3477	0.3595	0.2927	0.0					

see similar files: http://farbe.li.tu-berlin.de/DEJ3/DEJ3.HTM
technical information: http://farbe.li.tu-berlin.de or http://color.li.tu-berlin.de

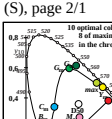

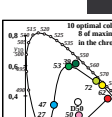

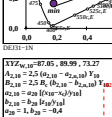

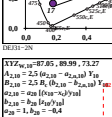

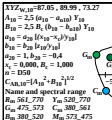

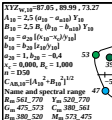

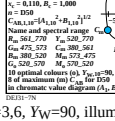

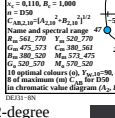

TUB-test chart DEJ3; *Ostwald* optimal colours, Y_N=3,6, Y_W=90, illuminant D50, CIE-02-degree
Ostwald optimal colour data: *XYZ* and eight different colour diagrams,

TUB registration: 20221101-DEJ3/DEJ3L0N1.TXT /.PS
application for evaluation and measurement of display or print output
TUB material: code=tha4ta