XYZ_W=97.06 , 99.99 , 104.57
$A_1 = 2{,}5\ (a_1 - a_{1,n})\ Y$
$B_1 = 2{,}5\ B_c\ (b_1 - b_{1,n})\ Y$
$a_1 = a_{20}\ [(x-x_c)/y]$
$b_1 = b_{20}\ [z/y]$
$a_{20} = 1,\ b_{20} = -0{,}4$
$x_c = 0{,}110,\ B_c = 1{,}000$
n = P60
$C_{AB,1} = [A_1^2 + B_1^2]^{1/2}$
Name & Spektralbereich
R_m 570_770 Y_m 520_770
G_m 470_570 C_m 380_570
B_m 380_520 M_m 570_470
G_o 520_570 M_o 570_520
10 Optimalfarben (o), Y_W=100, Y_N=0
8 von maximalem (m) C_{AB} für P60
in Buntwertdiagram (A_1, B_1)
Parameter: N
max: 490_770
min: 380_490

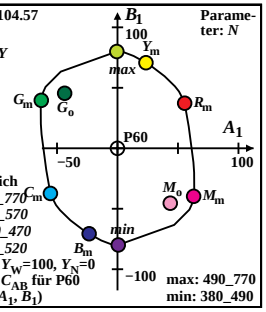

CGW90−1N

XYZ_W=97.06 , 99.99 , 104.57
$A_2 = 2{,}5\ (a_2 - a_{2,n})\ Y$
$B_2 = 2{,}5\ B_c\ (b_2 - b_{2,n})\ Y$
$a_2 = a_{20}\ [(x-x_c)/y]$
$b_2 = b_{20}\ [z/y]$
$a_{20} = 1,\ b_{20} = -0{,}4$
$x_c = 0{,}110,\ B_c = 0{,}800$
n = P60
$C_{AB,2} = [A_2^2 + B_2^2]^{1/2}$
Name & Spektralbereich
R_m 570_770 Y_m 520_770
G_m 470_570 C_m 380_570
B_m 380_520 M_m 570_470
G_o 520_570 M_o 570_520
10 Optimalfarben (o), Y_W=100, Y_N=0
8 von maximalem (m) C_{AB} für P60
in Buntwertdiagram (A_2, B_2)
Parameter: Y
max: 490_770
min: 380_490

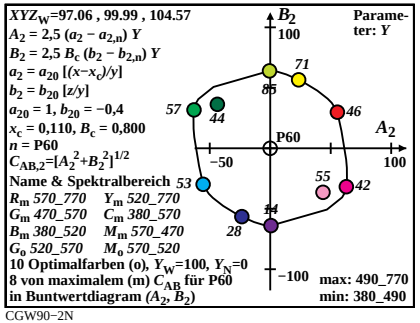

CGW90−2N

XYZ_W=100.93 , 100.0 , 64.68
$A_1 = 2{,}5\ (a_1 - a_{1,n})\ Y$
$B_1 = 2{,}5\ B_c\ (b_1 - b_{1,n})\ Y$
$a_1 = a_{20}\ [(x-x_c)/y]$
$b_1 = b_{20}\ [z/y]$
$a_{20} = 1,\ b_{20} = -0{,}4$
$x_c = 0{,}110,\ B_c = 1{,}000$
n = P40
$C_{AB,1} = [A_1^2 + B_1^2]^{1/2}$
Name & Spektralbereich
R_m 570_770 Y_m 520_770
G_m 470_570 C_m 380_570
B_m 380_520 M_m 570_470
G_o 520_570 M_o 570_520
10 Optimalfarben (o), Y_W=100, Y_N=0
8 von maximalem (m) C_{AB} für P40
in Buntwertdiagram (A_1, B_1)
Parameter: N
max: 495_770
min: 380_495

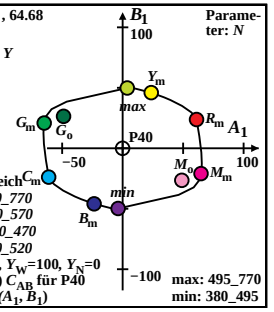

CGW91−1N

XYZ_W=100.93 , 100.0 , 64.68
$A_2 = 2{,}5\ (a_2 - a_{2,n})\ Y$
$B_2 = 2{,}5\ B_c\ (b_2 - b_{2,n})\ Y$
$a_2 = a_{20}\ [(x-x_c)/y]$
$b_2 = b_{20}\ [z/y]$
$a_{20} = 1,\ b_{20} = -0{,}4$
$x_c = 0{,}110,\ B_c = 1{,}300$
n = P40
$C_{AB,2} = [A_2^2 + B_2^2]^{1/2}$
Name & Spektralbereich
R_m 570_770 Y_m 520_770
G_m 470_570 C_m 380_570
B_m 380_520 M_m 570_470
G_o 520_570 M_o 570_520
10 Optimalfarben (o), Y_W=100, Y_N=0
8 von maximalem (m) C_{AB} für P40
in Buntwertdiagram (A_2, B_2)
Parameter: Y
max: 495_770
min: 380_495

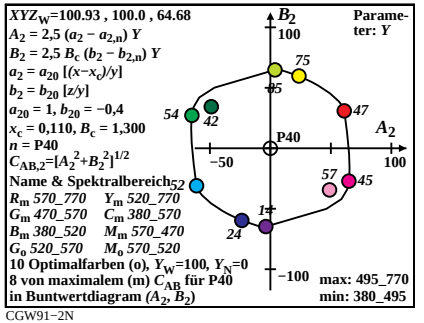

CGW91−2N

XYZ_W=97.45 , 100.0 , 95.98
$A_1 = 2{,}5\ (a_1 - a_{1,n})\ Y$
$B_1 = 2{,}5\ B_c\ (b_1 - b_{1,n})\ Y$
$a_1 = a_{20}\ [(x-x_c)/y]$
$b_1 = b_{20}\ [z/y]$
$a_{20} = 1,\ b_{20} = -0{,}4$
$x_c = 0{,}110,\ B_c = 1{,}000$
n = P55
$C_{AB,1} = [A_1^2 + B_1^2]^{1/2}$
Name & Spektralbereich
R_m 570_770 Y_m 520_770
G_m 470_570 C_m 380_570
B_m 380_520 M_m 570_470
G_o 520_570 M_o 570_520
10 Optimalfarben (o), $Y_{W,10}$=100, $Y_{N,10}$=0
8 von maximalem (m) C_{AB} für P55
in Buntwertdiagram (A_1, B_1)
Parameter: N
max: 490_770
min: 380_490

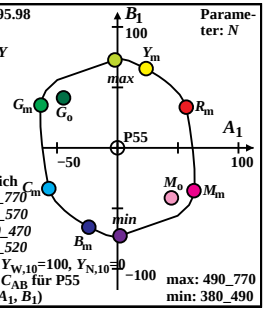

CGW90−3N

XYZ_W=97.45 , 100.0 , 95.98
$A_2 = 2{,}5\ (a_2 - a_{2,n})\ Y$
$B_2 = 2{,}5\ B_c\ (b_2 - b_{2,n})\ Y$
$a_2 = a_{20}\ [(x-x_c)/y]$
$b_2 = b_{20}\ [z/y]$
$a_{20} = 1,\ b_{20} = -0{,}4$
$x_c = 0{,}110,\ B_c = 0{,}900$
n = P55
$C_{AB,2} = [A_2^2 + B_2^2]^{1/2}$
Name & Spektralbereich
R_m 570_770 Y_m 520_770
G_m 470_570 C_m 380_570
B_m 380_520 M_m 570_470
G_o 520_570 M_o 570_520
10 Optimalfarben (o), $Y_{W,10}$=100, $Y_{N,10}$=0
8 von maximalem (m) C_{AB} für P55
in Buntwertdiagram (A_2, B_2)
Parameter: Y
max: 490_770
min: 380_490

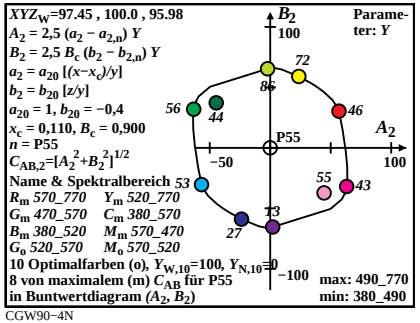

CGW90−4N

XYZ_W=103.66 , 99.99 , 52.43
$A_1 = 2{,}5\ (a_1 - a_{1,n})\ Y$
$B_1 = 2{,}5\ B_c\ (b_1 - b_{1,n})\ Y$
$a_1 = a_{20}\ [(x-x_c)/y]$
$b_1 = b_{20}\ [z/y]$
$a_{20} = 1,\ b_{20} = -0{,}4$
$x_c = 0{,}110,\ B_c = 1{,}000$
n = P35
$C_{AB,1} = [A_1^2 + B_1^2]^{1/2}$
Name & Spektralbereich
R_m 570_770 Y_m 520_770
G_m 470_570 C_m 380_570
B_m 380_520 M_m 570_470
G_o 520_570 M_o 570_520
10 Optimalfarben (o), Y_W=100, Y_N=0
8 von maximalem (m) C_{AB} für P35
in Buntwertdiagram (A_1, B_1)
Parameter: N
max: 495_770
min: 380_495

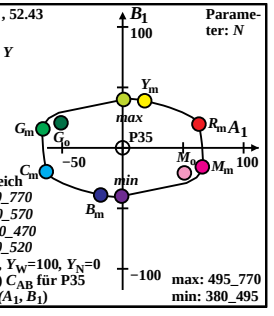

CGW91−3N

XYZ_W=103.66 , 99.99 , 52.43
$A_2 = 2{,}5\ (a_2 - a_{2,n})\ Y$
$B_2 = 2{,}5\ B_c\ (b_2 - b_{2,n})\ Y$
$a_2 = a_{20}\ [(x-x_c)/y]$
$b_2 = b_{20}\ [z/y]$
$a_{20} = 1,\ b_{20} = -0{,}4$
$x_c = 0{,}110,\ B_c = 1{,}800$
n = P35
$C_{AB,2} = [A_2^2 + B_2^2]^{1/2}$
Name & Spektralbereich
R_m 570_770 Y_m 520_770
G_m 470_570 C_m 380_570
B_m 380_520 M_m 570_470
G_o 520_570 M_o 570_520
10 Optimalfarben (o), Y_W=100, Y_N=0
8 von maximalem (m) C_{AB} für P35
in Buntwertdiagram (A_2, B_2)
Parameter: Y
max: 495_770
min: 380_495

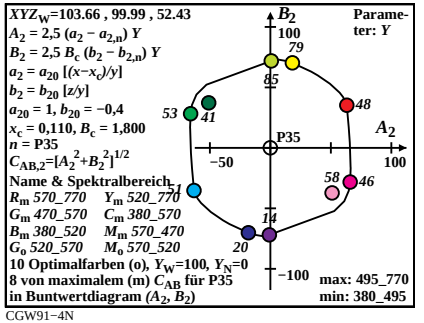

CGW91−4N

XYZ_W=98.12 , 100.0 , 86.5
$A_1 = 2{,}5\ (a_1 - a_{1,n})\ Y$
$B_1 = 2{,}5\ B_c\ (b_1 - b_{1,n})\ Y$
$a_1 = a_{20}\ [(x-x_c)/y]$
$b_1 = b_{20}\ [z/y]$
$a_{20} = 1,\ b_{20} = -0{,}4$
$x_c = 0{,}110,\ B_c = 1{,}000$
n = P50
$C_{AB,1} = [A_1^2 + B_1^2]^{1/2}$
Name & Spektralbereich
R_m 570_770 Y_m 520_770
G_m 470_570 C_m 380_570
B_m 380_520 M_m 570_470
G_o 520_570 M_o 570_520
10 Optimalfarben (o), Y_W=100, Y_N=0
8 von maximalem (m) C_{AB} für P50
in Buntwertdiagram (A_1, B_1)
Parameter: N
max: 495_770
min: 380_495

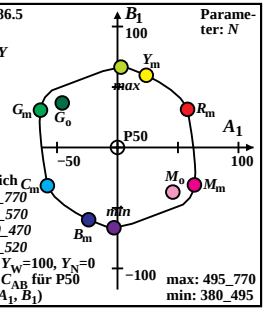

CGW90−5N

XYZ_W=98.12 , 100.0 , 86.5
$A_2 = 2{,}5\ (a_2 - a_{2,n})\ Y$
$B_2 = 2{,}5\ B_c\ (b_2 - b_{2,n})\ Y$
$a_2 = a_{20}\ [(x-x_c)/y]$
$b_2 = b_{20}\ [z/y]$
$a_{20} = 1,\ b_{20} = -0{,}4$
$x_c = 0{,}110,\ B_c = 1{,}000$
n = P50
$C_{AB,2} = [A_2^2 + B_2^2]^{1/2}$
Name & Spektralbereich
R_m 570_770 Y_m 520_770
G_m 470_570 C_m 380_570
B_m 380_520 M_m 570_470
G_o 520_570 M_o 570_520
10 Optimalfarben (o), Y_W=100, Y_N=0
8 von maximalem (m) C_{AB} für P50
in Buntwertdiagram (A_2, B_2)
Parameter: Y
max: 495_770
min: 380_495

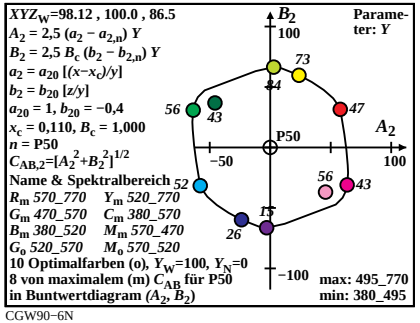

CGW90−6N

XYZ_W=108.04 , 100.0 , 39.55
$A_1 = 2{,}5\ (a_1 - a_{1,n})\ Y$
$B_1 = 2{,}5\ B_c\ (b_1 - b_{1,n})\ Y$
$a_1 = a_{20}\ [(x-x_c)/y]$
$b_1 = b_{20}\ [z/y]$
$a_{20} = 1,\ b_{20} = -0{,}4$
$x_c = 0{,}110,\ B_c = 1{,}000$
n = P30
$C_{AB,1} = [A_1^2 + B_1^2]^{1/2}$
Name & Spektralbereich
R_m 570_770 Y_m 520_770
G_m 470_570 C_m 380_570
B_m 380_520 M_m 570_470
G_o 520_570 M_o 570_520
10 Optimalfarben (o), Y_W=100, Y_N=0
8 von maximalem (m) C_{AB} für P30
in Buntwertdiagram (A_1, B_1)
Parameter: N
max: 500_770
min: 380_500

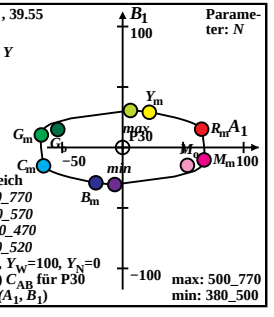

CGW91−5N

XYZ_W=108.04 , 100.0 , 39.55
$A_2 = 2{,}5\ (a_2 - a_{2,n})\ Y$
$B_2 = 2{,}5\ B_c\ (b_2 - b_{2,n})\ Y$
$a_2 = a_{20}\ [(x-x_c)/y]$
$b_2 = b_{20}\ [z/y]$
$a_{20} = 1,\ b_{20} = -0{,}4$
$x_c = 0{,}110,\ B_c = 2{,}500$
n = P30
$C_{AB,2} = [A_2^2 + B_2^2]^{1/2}$
Name & Spektralbereich
R_m 570_770 Y_m 520_770
G_m 470_570 C_m 380_570
B_m 380_520 M_m 570_470
G_o 520_570 M_o 570_520
10 Optimalfarben (o), Y_W=100, Y_N=0
8 von maximalem (m) C_{AB} für P30
in Buntwertdiagram (A_2, B_2)
Parameter: Y
max: 500_770
min: 380_500

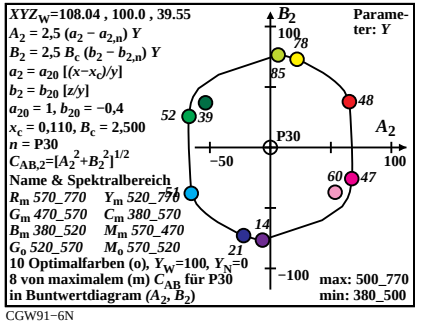

CGW91−6N

XYZ_W=99.2 , 100.0 , 76.07
$A_1 = 2{,}5\ (a_1 - a_{1,n})\ Y$
$B_1 = 2{,}5\ B_c\ (b_1 - b_{1,n})\ Y$
$a_1 = a_{20}\ [(x-x_c)/y]$
$b_1 = b_{20}\ [z/y]$
$a_{20} = 1,\ b_{20} = -0{,}4$
$x_c = 0{,}110,\ B_c = 1{,}100$
n = P45
$C_{AB,1} = [A_1^2 + B_1^2]^{1/2}$
Name & Spektralbereich
R_m 570_770 Y_m 520_770
G_m 470_570 C_m 380_570
B_m 380_520 M_m 570_470
G_o 520_570 M_o 570_520
10 Optimalfarben (o), Y_W=100, Y_N=0
8 von maximalem (m) C_{AB} für P45
in Buntwertdiagram (A_1, B_1)
Parameter: N
max: 495_770
min: 380_495

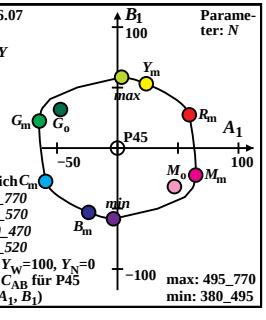

CGW90−7N

XYZ_W=99.2 , 100.0 , 76.07
$A_2 = 2{,}5\ (a_2 - a_{2,n})\ Y$
$B_2 = 2{,}5\ B_c\ (b_2 - b_{2,n})\ Y$
$a_2 = a_{20}\ [(x-x_c)/y]$
$b_2 = b_{20}\ [z/y]$
$a_{20} = 1,\ b_{20} = -0{,}4$
$x_c = 0{,}110,\ B_c = 1{,}100$
n = P45
$C_{AB,2} = [A_2^2 + B_2^2]^{1/2}$
Name & Spektralbereich
R_m 570_770 Y_m 520_770
G_m 470_570 C_m 380_570
B_m 380_520 M_m 570_470
G_o 520_570 M_o 570_520
10 Optimalfarben (o), Y_W=100, Y_N=0
8 von maximalem (m) C_{AB} für P45
in Buntwertdiagram (A_2, B_2)
Parameter: Y
max: 495_770
min: 380_495

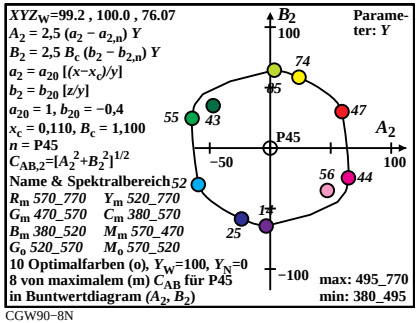

CGW90−8N

XYZ_W=115.18 , 100.0 , 26.59
$A_1 = 2{,}5\ (a_1 - a_{1,n})\ Y$
$B_1 = 2{,}5\ B_c\ (b_1 - b_{1,n})\ Y$
$a_1 = a_{20}\ [(x-x_c)/y]$
$b_1 = b_{20}\ [z/y]$
$a_{20} = 1,\ b_{20} = -0{,}4$
$x_c = 0{,}110,\ B_c = 1{,}000$
n = P25
$C_{AB,1} = [A_1^2 + B_1^2]^{1/2}$
Name & Spektralbereich
R_m 570_770 Y_m 520_770
G_m 470_570 C_m 380_570
B_m 380_520 M_m 570_470
G_o 520_570 M_o 570_520
10 Optimalfarben (o), Y_W=100, Y_N=0
8 von maximalem (m) C_{AB} für P25
in Buntwertdiagram (A_1, B_1)
Parameter: N
max: 505_770
min: 380_505

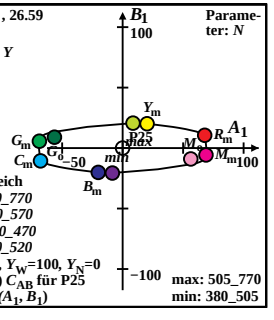

CGW91−7N

XYZ_W=115.18 , 100.0 , 26.59
$A_2 = 2{,}5\ (a_2 - a_{2,n})\ Y$
$B_2 = 2{,}5\ B_c\ (b_2 - b_{2,n})\ Y$
$a_2 = a_{20}\ [(x-x_c)/y]$
$b_2 = b_{20}\ [z/y]$
$a_{20} = 1,\ b_{20} = -0{,}4$
$x_c = 0{,}110,\ B_c = 3{,}700$
n = P25
$C_{AB,2} = [A_2^2 + B_2^2]^{1/2}$
Name & Spektralbereich
R_m 570_770 Y_m 520_770
G_m 470_570 C_m 380_570
B_m 380_520 M_m 570_470
G_o 520_570 M_o 570_520
10 Optimalfarben (o), Y_W=100, Y_N=0
8 von maximalem (m) C_{AB} für P25
in Buntwertdiagram (A_2, B_2)
Parameter: Y
max: 505_770
min: 380_505

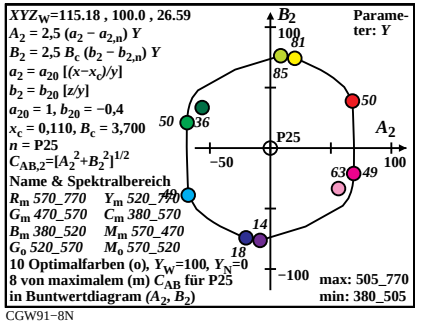

CGW91−8N

Siehe ähnliche Dateien: http://farbe.li.tu-berlin.de/CGW9/CGW9.HTM
Technische Information: http://farbe.li.tu-berlin.de oder http://130.149.60.45/~farbmetrik

TUB-Registrierung: 20201101-CGW9/CGW9L0NA.TXT /.PS TUB-Material: Code=rha4ta
Anwendung für Beurteilung und Messung von Display- oder Druck-Ausgabe