see similar files: http://farbe.li.tu-berlin.de/CE60/CE60.HTM
technical information: http://farbe.li.tu-berlin.de or http://130.149.60.45/~farbmetrik

TUB registration: 20170801-CE60/CE60L0N1.TXT /.PS
application for measurement of display output

TUB material: code=ha4a

LMS_R17M5 cone sensitivity $y_{max}(\lambda)$=1

$\bar{l}_{R17M5,s}(\lambda)=B_{1l}\bar{x}_{R17M5,s}(\lambda)+B_{2l}\bar{y}_{R17M5,s}(\lambda)+B_{3l}\bar{z}_{R17M5,s}(\lambda)$

B_{1l} 0,2525 0,6666 −0,1717 λ=570

65: $\Sigma\bar{l}_{R17M5,s}(\lambda)$=20,14

$x_{R17M5,s}$=0,4833

$y_{R17M5,s}$=0,2509

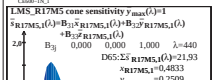

CE600−1N_3

LMS_R17M5 cone sensitivity $y_{max}(\lambda)$=1

$\bar{m}_{R17M5,s}(\lambda)=B_{2l}\bar{x}_{R17M5,s}(\lambda)+B_{2l}\bar{y}_{R17M5,s}(\lambda)+B_{2l}\bar{z}_{R17M5,s}(\lambda)$

B_{2l} −0,2525 1,3333 0,1717 λ=540

65: $\Sigma\bar{m}_{R17M5,s}(\lambda)$=21,33

$x_{R17M5,s}$=0,4833

$y_{R17M5,s}$=0,2509

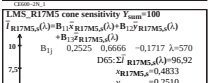

CE600−2N_3

R17M5 spectral tristimulus values $y_{max}(\lambda)$=1

$\bar{x}_{R17M5,s}(\lambda)=A_{1l}\bar{l}_{R17M5,s}(\lambda)+A_{12}\bar{m}_{R17M5,s}(\lambda)+A_{13}\bar{s}_{R17M5,s}(\lambda)$

A_{1l} 2,6400 −1,3200 0,6800 (λ=570)

65: $\Sigma\bar{x}_{R17M5,s}(\lambda)$=39,93

$x_{R17M5,s}$=0,4833

$y_{R17M5,s}$=0,2509

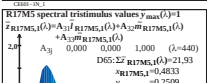

CE601−1N_3

R17M5 spectral tristimulus values $y_{max}(\lambda)$=1

$\bar{y}_{R17M5,s}(\lambda)=A_{2l}\bar{l}_{R17M5,s}(\lambda)+A_{22}\bar{m}_{R17M5,s}(\lambda)+A_{23}\bar{s}_{R17M5,s}(\lambda)$

A_{2l} 0,5000 0,5000 0,000 (λ=540)

65: $\Sigma\bar{y}_{R17M5,s}(\lambda)$=20,73

$x_{R17M5,s}$=0,4833

$y_{R17M5,s}$=0,2509

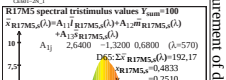

CE601−2N_3

LMS_R17M5 cone sensitivity $y_{max}(\lambda)$=1

$\bar{s}_{R17M5,s}(\lambda)=B_{3l}\bar{x}_{R17M5,s}(\lambda)+B_{3l}\bar{y}_{R17M5,s}(\lambda)+B_{3l}\bar{z}_{R17M5,s}(\lambda)$

B_{3l} 0,000 0,000 1,000 λ=440

65: $\Sigma\bar{s}_{R17M5,s}(\lambda)$=21,93

$x_{R17M5,s}$=0,4833

$y_{R17M5,s}$=0,2509

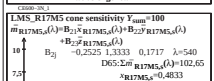

CE600−3N_3

LMS_R17M5 cone sensitivity Y_{sum}=100

$\bar{l}_{R17M5,s}(\lambda)=B_{1l}\bar{x}_{R17M5,s}(\lambda)+B_{12}\bar{y}_{R17M5,s}(\lambda)$

B_{1l} 0,2525 0,6666 −0,1717 λ=570

65: $\Sigma\bar{l}_{R17M5,s}(\lambda)$=96,92

$x_{R17M5,s}$=0,4833

$y_{R17M5,s}$=0,2510

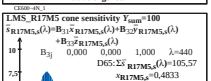

CE600−4N_3

R17M5 spectral tristimulus values Y_{sum}=100

$\bar{x}_{R17M5,s}(\lambda)=A_{1l}\bar{l}_{R17M5,s}(\lambda)+A_{12}\bar{m}_{R17M5,s}(\lambda)$

A_{1l} 2,6400 −1,3200 0,6800 (λ=570)

65: $\Sigma\bar{x}_{R17M5,s}(\lambda)$=192,17

$x_{R17M5,s}$=0,4833

$y_{R17M5,s}$=0,2510

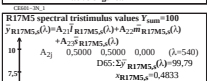

CE601−5N_3

R17M5 spectral tristimulus values Y_{sum}=100

$\bar{z}_{R17M5,s}(\lambda)=A_{3l}\bar{l}_{R17M5,s}(\lambda)+A_{32}\bar{m}_{R17M5,s}(\lambda)$

A_{3l} 0,000 0,000 1,000 (λ=440)

65: $\Sigma\bar{z}_{R17M5,s}(\lambda)$=21,93

$x_{R17M5,s}$=0,4833

$y_{R17M5,s}$=0,2509

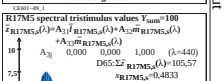

CE601−6N_3

LMS_R17M5 cone sensitivity Y_{sum}=100

$\bar{m}_{R17M5,s}(\lambda)=B_{2l}\bar{x}_{R17M5,s}(\lambda)+B_{22}\bar{y}_{R17M5,s}(\lambda)+B_{2l}\bar{z}_{R17M5,s}(\lambda)$

B_{2l} −0,2525 1,3333 0,1717 λ=540

65: $\Sigma\bar{m}_{R17M5,s}(\lambda)$=102,65

$x_{R17M5,s}$=0,4833

$y_{R17M5,s}$=0,2510



CE600−5N_3

LMS_R17M5 cone sensitivity Y_{sum}=100

$\bar{s}_{R17M5,s}(\lambda)=B_{3l}\bar{x}_{R17M5,s}(\lambda)+B_{32}\bar{y}_{R17M5,s}(\lambda)+B_{3l}\bar{z}_{R17M5,s}(\lambda)$

B_{3l} 0,000 0,000 1,000 λ=440

65: $\Sigma\bar{s}_{R17M5,s}(\lambda)$=105,57

$x_{R17M5,s}$=0,4833

$y_{R17M5,s}$=0,2510

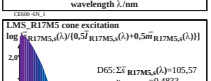

CE600−6N_3

R17M5 spectral tristimulus value excitation

$\log[\bar{y}_{R17M5,s}(\lambda)\bar{x}_{R17M5,s}(\lambda)]$

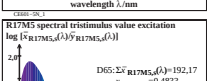

65: $\Sigma\bar{x}_{R17M5,s}(\lambda)$=192,17

$x_{R17M5,s}$=0,4833

$y_{R17M5,s}$=0,2510

CE601−7N_3

R17M5 spectral tristimulus value excitation

$\log[\bar{z}_{R17M5,s}(\lambda)\bar{y}_{R17M5,s}(\lambda)]$



65: $\Sigma\bar{z}_{R17M5,s}(\lambda)$=105,57

$x_{R17M5,s}$=0,4833

$y_{R17M5,s}$=0,2510

CE601−8N_3

LMS_R17M5 cone excitation

$\log[\bar{l}_{R17M5,s}(\lambda)(0,5\bar{l}_{R17M5,s}(\lambda)+0,5\bar{m}_{R17M5,s}(\lambda))]$

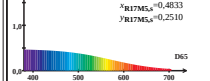

65: $\Sigma\bar{m}_{R17M5,s}(\lambda)$=102,65

$x_{R17M5,s}$=0,4833

$y_{R17M5,s}$=0,2510

CE600−7N

LMS_R17M5 cone excitation

$\log[\bar{s}_{R17M5,s}(\lambda)(0,5\bar{l}_{R17M5,s}(\lambda)+0,5\bar{m}_{R17M5,s}(\lambda))]$

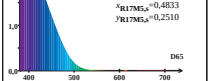

65: $\Sigma\bar{s}_{R17M5,s}(\lambda)$=105,57

$x_{R17M5,s}$=0,4833

$y_{R17M5,s}$=0,2510

CE600−8N_3

TUB-test chart CE60; LMS-R17M5 colorimetry input: *w/rgb/cmyk −> rgb*
Cone sensivity and excitation, and spectral tristimulus values for CIE illuminant D65, linear data