see similar files: http://farbe.li.tu-berlin.de/CE28/CE28.HTM
technical information: http://farbe.li.tu-berlin.de or http://130.149.60.45/~farbmetrik

TUB registration: 20170801-CE28/CE28L0N1.TXT /.PS
application for measurement of offset print output

TUB material: code=ha4ta

***Ostwald* optimal colours (o) of maximum (m) C_{AB} for D65, Y_w=100, Y_m=520_770**

i_1, λ_1	i_2, λ_2	*X*	*Y*	*Z*	*x*	*y*	*z*	h_{xy}	i_d, λ_d	i_c, λ_c	Code
0 405	32 561	32.57	58.2	108.12	0.1637	0.2926	0.5436	193.7	16 483	37 589	Cm
6 435	32 562	29.09	58.79	88.73	0.1647	0.3328	0.5023	178.4	17 486	42 610	
10 450	32 563	22.93	59.41	52.37	0.1702	0.441	0.3887	141.8	19 496	−1 496c	
12 460	33 565	20.88	60.32	34.02	0.1812	0.5234	0.2952	124.0	21 505	−1 505c	
12 465	33 567	21.95	61.66	34.03	0.1866	0.5241	0.2892	122.8	21 506	−1 506c	
14 470	33 569	21.47	62.72	19.98	0.206	0.602	0.1918	111.3	24 520	−1 520c	
15 475	34 573	23.76	65.29	14.91	0.2285	0.6279	0.1434	105.6	25 528	−1 528c	Gm
16 480	36 580	29.0	69.95	11.05	0.2636	0.6358	0.1005	99.0	27 537	−1 537c	
17 485	39 595	42.11	78.75	8.23	0.3261	0.6099	0.0638	87.2	29 548	−1 548c	
18 490	−1 490c	77.09	93.8	6.13	0.4354	0.5298	0.0346	58.5	33 565	11 459	max
19 495	−1 495c	77.04	92.3	4.52	0.4431	0.5308	0.026	57.1	33 565	12 462	
20 500	−1 500c	77.02	90.42	3.27	0.4511	0.5296	0.0191	55.3	33 567	12 464	
22 510	−1 510c	76.89	85.27	1.63	0.4694	0.5205	0.01	50.7	33 569	13 469	
23 520	−1 519c	76.66	81.98	1.16	0.4797	0.513	0.0072	47.7	34 570	14 471	Ym
25 530	−1 529c	75.53	74.04	0.57	0.503	0.4931	0.0038	40.7	34 573	15 475	
27 540	−1 539c	73.26	64.9	0.26	0.5292	0.4688	0.0019	32.8	35 577	15 478	
28 545	−1 544c	71.66	60.13	0.18	0.5429	0.4556	0.0014	28.7	35 579	15 479	
29 550	−1 549c	69.7	55.26	0.13	0.5571	0.4417	0.001	24.7	36 582	16 480	
30 555	−1 554c	67.4	50.4	0.09	0.5716	0.4274	0.0008	20.8	36 584	16 481	
32 560	−1 560c	61.78	41.0	0.05	0.6007	0.3987	0.0005	13.6	37 589	16 483	
32 561	0 405	62.46	41.79	0.76	0.5948	0.3979	0.0072	13.7	37 589	16 483	Rm
32 562	6 435	65.95	41.2	20.15	0.518	0.3236	0.1583	358.4	42 610	17 486	
32 563	10 450	72.11	40.58	56.51	0.4261	0.2398	0.3339	321.8	−1 496c	19 496	
33 565	12 460	74.16	39.67	74.86	0.393	0.2102	0.3967	304.0	−1 505c	21 505	
33 567	12 465	73.08	38.33	74.86	0.3923	0.2057	0.4018	302.9	−1 506c	21 506	
33 569	14 470	73.57	37.27	88.9	0.3683	0.1865	0.445	291.3	−1 520c	24 520	
34 573	15 475	71.27	34.7	93.97	0.3564	0.1735	0.4699	285.7	−1 528c	25 528	Mm
36 580	16 480	66.03	30.04	97.83	0.3405	0.1549	0.5045	279.1	−1 537c	27 537	
39 595	17 485	52.92	21.24	100.65	0.3027	0.1215	0.5757	267.2	−1 548c	29 548	
−1 490c	18 490	17.95	6.19	102.75	0.1414	0.0487	0.8097	238.5	11 459	33 565	min
−1 495c	19 495	18.0	7.69	104.36	0.1384	0.0591	0.8024	237.1	12 462	33 566	
−1 500c	20 500	18.02	9.57	105.61	0.1352	0.0719	0.7928	235.4	12 464	33 567	
−1 510c	22 510	18.14	14.72	107.25	0.1295	0.105	0.7654	230.7	13 469	33 569	
−1 519c	23 520	18.37	18.01	107.72	0.1275	0.1249	0.7475	227.7	14 471	34 570	Bm
−1 529c	25 530	19.5	25.95	108.31	0.1268	0.1687	0.7043	220.7	15 475	34 573	
−1 539c	27 540	21.77	35.09	108.62	0.1315	0.212	0.6563	212.8	15 478	35 577	
−1 544c	28 545	23.38	39.86	108.7	0.1359	0.2318	0.6321	208.8	15 479	35 579	
−1 549c	29 550	25.33	44.73	108.76	0.1416	0.2501	0.6081	204.7	16 480	36 582	
−1 554c	30 555	27.63	49.59	108.79	0.1485	0.2665	0.5848	200.8	16 481	36 584	
−1 560c	32 560	33.26	58.99	108.83	0.1654	0.2933	0.5412	193.6	16 483	37 589	
380	770	95.04	100.0	108.89	0.3127	0.329	0.3582	0.0			

1-000030-1,0 CE280-7N_16

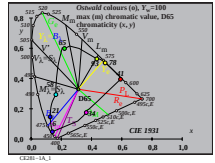



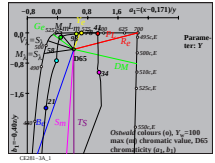

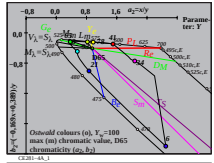

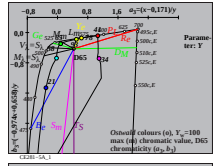

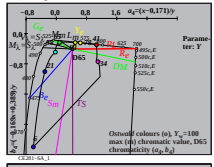

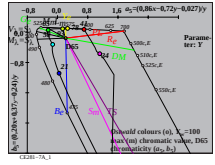



TUB-test chart CE28; CIE (x, y) and chromaticities (a_i, b_i) input: *w/rgb/cmyk* −> *rgb*
Ostwald optimal colours for illuminant D65; diagram for illuminant D65, Y_w=100