Siehe ähnliche Dateien: http://farbe.li.tu-berlin.de/BGI6/BGI6.HTM
Technische Information: http://farbe.li.tu-berlin.de oder http://farbe.li.tu-berlin.de/

TUB-Registrierung: 20220301-BGI6/BGI6L0NA.TXT /.PS TUB-Material: Code=rha4ta
Anwendung für Beurteilung und Messung von Display- oder Druck-Ausgabe

$XYZ_{W,10}$=94.81 , 100.0 , 107.33
$A_{1,10} = 2{,}5\,(a_{1,10} - a_{1,n,10})\,Y_{10}$
$B_{1,10} = 2{,}5\,B_c\,(b_{1,10} - b_{1,n,10})\,Y_{10}$
$a_{1,10} = a_{20}\,[\,(x_{10} - x_c)\,/\,y_{10}]$
$b_{1,10} = b_{20}\,[\,z_{10}\,/\,y_{10}]$
$a_{20} = 1,\ b_{20} = -0{,}4$
$x_c = 0{,}110,\ B_c = 1{,}000$
$C_{AB1,10} = [A_{1,10}^2 + B_{1,10}^2]^{1/2}$
6 *Ostwald*-Farben (o)
von maximalem (m) $C_{AB,10}$ im
Buntwertdiagram ($A_{1,10}$, $B_{1,10}$)
Lichtart D65, $Y_{W,10}$=100, $Y_{N,10}$=4

Parameter: Y_{10} & Name Lichtart D65 $Y_{W,10}$=100, $Y_{N,10}$=4

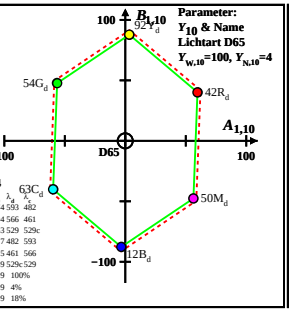

Name	Bereich	$X_{A,10}$	$Y_{A,10}$	$Z_{A,10}$	$x_{A,10}$	$y_{A,10}$	λ_d	λ_c
R_d	561,775	61.2	41.5	4.4	0.5714	0.3874	593	482
Y_d	487,775	77.67	91.8	10.73	0.431	0.5094	566	461
G_d	487,561	20.35	54.39	10.73	0.2381	0.6363	529	529c
C_d	380,561	37.49	62.6	107.33	0.1807	0.3017	482	593
B_d	380,487	21.02	12.3	101.0	0.1565	0.0915	461	566
M_d	561,487	78.35	49.7	101.0	0.342	0.2169	529c	529
W_d	380,775	94.81	100.0	107.33	0.3137	0.3309	100%	
N_d	380,775	3.79	4.0	4.29	0.3137	0.3309	4%	
Z_d	380,775	17.06	18.0	19.32	0.3137	0.3309	18%	

BGI60−1A

$XYZ_{W,10}$=96.72 , 99.99 , 81.41
$A_{1,10} = 2{,}5\,(a_{1,10} - a_{1,n,10})\,Y_{10}$
$B_{1,10} = 2{,}5\,B_c\,(b_{1,10} - b_{1,n,10})\,Y_{10}$
$a_{1,10} = a_{20}\,[\,(x_{10} - x_c)\,/\,y_{10}]$
$b_{1,10} = b_{20}\,[\,z_{10}\,/\,y_{10}]$
$a_{20} = 1,\ b_{20} = -0{,}4$
$x_c = 0{,}110,\ B_c = 1{,}000$
$C_{AB1,10} = [A_{1,10}^2 + B_{1,10}^2]^{1/2}$
6 *Ostwald*-Farben (o)
von maximalem (m) $C_{AB,10}$ im
Buntwertdiagram ($A_{1,10}$, $B_{1,10}$)
Lichtart D50, $Y_{W,10}$=100, $Y_{N,10}$=4

Parameter: Y_{10} & Name Lichtart D50 $Y_{W,10}$=100, $Y_{N,10}$=4

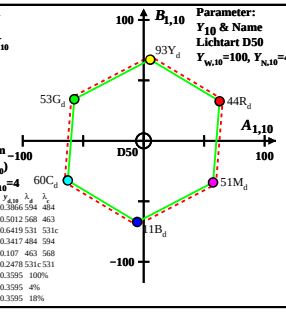

Name	Bereich	$X_{A,10}$	$Y_{A,10}$	$Z_{A,10}$	$x_{A,10}$	$y_{A,10}$	λ_d	λ_c
R_d	565,775	67.08	44.39	3.33	0.5842	0.3866	594	484
Y_d	490,775	84.02	92.96	8.47	0.453	0.5012	568	463
G_d	490,565	20.9	52.67	8.47	0.2547	0.6419	531	531c
C_d	380,565	33.6	59.71	81.41	0.1923	0.3417	484	594
B_d	380,490	16.67	11.14	76.27	0.1601	0.107	463	568
M_d	565,490	79.79	51.43	76.27	0.3845	0.2478	531c	531
W_d	380,775	96.72	99.99	81.41	0.3477	0.3595	100%	
N_d	380,775	3.86	3.99	3.25	0.3477	0.3595	4%	
Z_d	380,775	17.41	17.99	14.65	0.3477	0.3595	18%	

BGI60−2A

$XYZ_{W,10}$=101.75 , 100.0 , 64.44
$A_{1,10} = 2{,}5\,(a_{1,10} - a_{1,n,10})\,Y_{10}$
$B_{1,10} = 2{,}5\,B_c\,(b_{1,10} - b_{1,n,10})\,Y_{10}$
$a_{1,10} = a_{20}\,[\,(x_{10} - x_c)\,/\,y_{10}]$
$b_{1,10} = b_{20}\,[\,z_{10}\,/\,y_{10}]$
$a_{20} = 1,\ b_{20} = -0{,}4$
$x_c = 0{,}110,\ B_c = 1{,}000$
$C_{AB1,10} = [A_{1,10}^2 + B_{1,10}^2]^{1/2}$
6 *Ostwald*-Farben (o)
von maximalem (m) $C_{AB,10}$ im
Buntwertdiagram ($A_{1,10}$, $B_{1,10}$)
Lichtart P40, $Y_{W,10}$=100, $Y_{N,10}$=4

Parameter: Y_{10} & Name Lichtart P40 $Y_{W,10}$=100, $Y_{N,10}$=4

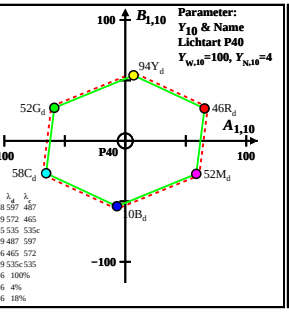

Name	Bereich	$X_{A,10}$	$Y_{A,10}$	$Z_{A,10}$	$x_{A,10}$	$y_{A,10}$	λ_d	λ_c
R_d	569,775	72.63	45.71	2.64	0.6003	0.3778	597	487
Y_d	492,775	91.71	93.7	6.23	0.4785	0.4889	572	465
G_d	492,569	23.25	52.09	6.23	0.285	0.6385	535	535c
C_d	380,569	33.29	58.38	64.44	0.2132	0.3739	487	597
B_d	380,492	14.21	10.39	60.86	0.1662	0.1216	465	572
M_d	569,492	82.67	52.01	60.86	0.4227	0.2659	535c	535
W_d	380,775	101.75	100.0	64.44	0.3822	0.3756	100%	
N_d	380,775	4.07	4.0	2.57	0.3822	0.3756	4%	
Z_d	380,775	18.31	18.0	11.6	0.3822	0.3756	18%	

BGI60−3A

$XYZ_{W,10}$=111.15 , 99.99 , 35.19
$A_{1,10} = 2{,}5\,(a_{1,10} - a_{1,n,10})\,Y_{10}$
$B_{1,10} = 2{,}5\,B_c\,(b_{1,10} - b_{1,n,10})\,Y_{10}$
$a_{1,10} = a_{20}\,[\,(x_{10} - x_c)\,/\,y_{10}]$
$b_{1,10} = b_{20}\,[\,z_{10}\,/\,y_{10}]$
$a_{20} = 1,\ b_{20} = -0{,}4$
$x_c = 0{,}110,\ B_c = 1{,}000$
$C_{AB1,10} = [A_{1,10}^2 + B_{1,10}^2]^{1/2}$
6 *Ostwald*-Farben (o)
von maximalem (m) $C_{AB,10}$ im
Buntwertdiagram ($A_{1,10}$, $B_{1,10}$)
Lichtart A00, $Y_{W,10}$=100, $Y_{N,10}$=4

Parameter: Y_{10} & Name Lichtart A00 $Y_{W,10}$=100, $Y_{N,10}$=4

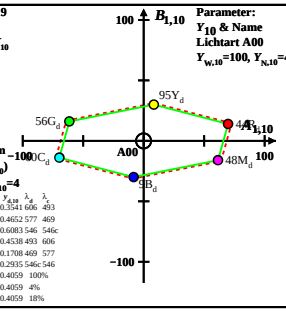

Name	Bereich	$X_{A,10}$	$Y_{A,10}$	$Z_{A,10}$	$x_{A,10}$	$y_{A,10}$	λ_d	λ_c
R_d	575,775	78.2	43.68	1.44	0.6341	0.3541	606	493
Y_d	498,775	105.9	495.27	3.55	0.5173	0.4652	577	469
G_d	498,575	32.29	55.69	3.55	0.3528	0.6083	546	546c
C_d	380,575	37.5	60.42	35.2	0.2817	0.4538	493	606
B_d	380,498	9.76	8.82	33.08	0.1889	0.1708	469	577
M_d	575,498	83.41	48.41	33.08	0.5058	0.2935	546c	546
W_d	380,775	111.15	99.99	35.19	0.4511	0.4059	100%	
N_d	380,775	4.44	3.99	1.4	0.4511	0.4059	4%	
Z_d	380,775	20.0	18.0	6.33	0.4511	0.4059	18%	

BGI60−4A

$XYZ_{W,10}$=99.99 , 99.99 , 100.0
$A_{1,10} = 2{,}5\,(a_{1,10} - a_{1,n,10})\,Y_{10}$
$B_{1,10} = 2{,}5\,B_c\,(b_{1,10} - b_{1,n,10})\,Y_{10}$
$a_{1,10} = a_{20}\,[\,(x_{10} - x_c)\,/\,y_{10}]$
$b_{1,10} = b_{20}\,[\,z_{10}\,/\,y_{10}]$
$a_{20} = 1,\ b_{20} = -0{,}4$
$x_c = 0{,}110,\ B_c = 1{,}000$
$C_{AB1,10} = [A_{1,10}^2 + B_{1,10}^2]^{1/2}$
6 *Ostwald*-Farben (o)
von maximalem (m) $C_{AB,10}$ im
Buntwertdiagram ($A_{1,10}$, $B_{1,10}$)
Lichtart E00, $Y_{W,10}$=100, $Y_{N,10}$=4

Parameter: Y_{10} & Name Lichtart E00 $Y_{W,10}$=100, $Y_{N,10}$=4

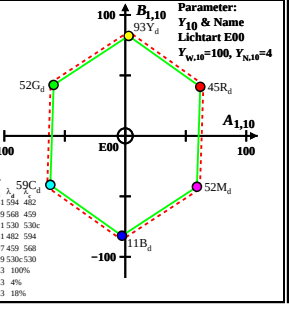

Name	Bereich	$X_{A,10}$	$Y_{A,10}$	$Z_{A,10}$	$x_{A,10}$	$y_{A,10}$	λ_d	λ_c
R_d	564,775	67.52	44.68	4.1	0.5805	0.3841	594	482
Y_d	487,775	83.83	92.83	10.12	0.4488	0.4969	568	459
G_d	487,564	20.41	52.25	10.12	0.2465	0.6311	530	530c
C_d	380,564	36.56	59.41	100.01	0.1865	0.3031	482	594
B_d	380,487	20.25	11.26	93.99	0.1613	0.0897	459	568
M_d	564,487	83.68	51.85	93.99	0.3645	0.2259	530c	530
W_d	380,775	99.99	99.99	100.0	0.3333	0.3333	100%	
N_d	380,775	3.99	3.99	4.0	0.3332	0.3333	4%	
Z_d	380,775	17.99	17.99	18.0	0.3333	0.3333	18%	

BGI60−5A

$XYZ_{W,10}$=97.28 , 99.99 , 116.14
$A_{1,10} = 2{,}5\,(a_{1,10} - a_{1,n,10})\,Y_{10}$
$B_{1,10} = 2{,}5\,B_c\,(b_{1,10} - b_{1,n,10})\,Y_{10}$
$a_{1,10} = a_{20}\,[\,(x_{10} - x_c)\,/\,y_{10}]$
$b_{1,10} = b_{20}\,[\,z_{10}\,/\,y_{10}]$
$a_{20} = 1,\ b_{20} = -0{,}4$
$x_c = 0{,}110,\ B_c = 1{,}000$
$C_{AB1,10} = [A_{1,10}^2 + B_{1,10}^2]^{1/2}$
6 *Ostwald*-Farben (o)
von maximalem (m) $C_{AB,10}$ im
Buntwertdiagram ($A_{1,10}$, $B_{1,10}$)
Lichtart C00, $Y_{W,10}$=100, $Y_{N,10}$=4

Parameter: Y_{10} & Name Lichtart C00 $Y_{W,10}$=100, $Y_{N,10}$=4

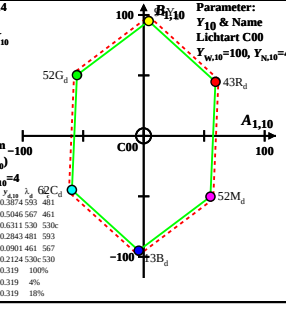

Name	Bereich	$X_{A,10}$	$Y_{A,10}$	$Z_{A,10}$	$x_{A,10}$	$y_{A,10}$	λ_d	λ_c
R_d	561,775	62.57	42.58	4.76	0.5692	0.3874	593	481
Y_d	486,775	78.58	90.93	10.65	0.4361	0.5046	567	461
G_d	486,561	20.0	52.44	10.65	0.2407	0.6311	530	530c
C_d	380,561	38.7	61.52	116.14	0.1788	0.2843	481	593
B_d	380,486	22.69	13.17	110.26	0.1552	0.0901	461	567
M_d	561,486	81.27	51.65	110.26	0.3342	0.2124	530c	530
W_d	380,775	97.28	99.99	116.14	0.3103	0.319	100%	
N_d	380,775	3.89	3.99	4.64	0.3103	0.319	4%	
Z_d	380,775	17.51	18.0	20.9	0.3103	0.319	18%	

BGI60−6A

$XYZ_{W,10}$=102.37 , 99.99 , 81.25
$A_{1,10} = 2{,}5\,(a_{1,10} - a_{1,n,10})\,Y_{10}$
$B_{1,10} = 2{,}5\,B_c\,(b_{1,10} - b_{1,n,10})\,Y_{10}$
$a_{1,10} = a_{20}\,[\,(x_{10} - x_c)\,/\,y_{10}]$
$b_{1,10} = b_{20}\,[\,z_{10}\,/\,y_{10}]$
$a_{20} = 1,\ b_{20} = -0{,}4$
$x_c = 0{,}110,\ B_c = 1{,}000$
$C_{AB1,10} = [A_{1,10}^2 + B_{1,10}^2]^{1/2}$
6 *Ostwald*-Farben (o)
von maximalem (m) $C_{AB,10}$ im
Buntwertdiagram ($A_{1,10}$, $B_{1,10}$)
Lichtart P00, $Y_{W,10}$=100, $Y_{N,10}$=4

Parameter: Y_{10} & Name Lichtart P00 $Y_{W,10}$=100, $Y_{N,10}$=4

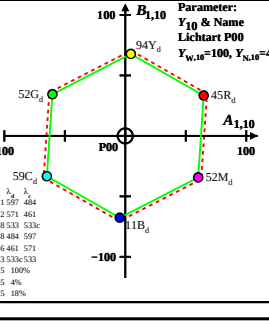

Name	Bereich	$X_{A,10}$	$Y_{A,10}$	$Z_{A,10}$	$x_{A,10}$	$y_{A,10}$	λ_d	λ_c
R_d	567,775	71.25	45.16	3.33	0.595	0.3771	597	484
Y_d	489,775	89.42	93.52	8.2	0.4677	0.4892	571	461
G_d	489,567	22.36	52.46	8.2	0.2693	0.6318	533	533c
C_d	380,567	35.31	58.94	81.25	0.2012	0.3358	484	597
B_d	380,489	17.15	10.57	76.38	0.1647	0.1016	461	571
M_d	567,489	84.21	51.64	76.38	0.3967	0.2433	533c	533
W_d	380,775	102.37	99.99	81.25	0.3609	0.3525	100%	
N_d	380,775	4.09	3.99	3.25	0.3609	0.3525	4%	
Z_d	380,775	18.42	18.0	14.62	0.3609	0.3525	18%	

BGI60−7N

$XYZ_{W,10}$=97.65 , 100.0 , 118.42
$A_{1,10} = 2{,}5\,(a_{1,10} - a_{1,n,10})\,Y_{10}$
$B_{1,10} = 2{,}5\,B_c\,(b_{1,10} - b_{1,n,10})\,Y_{10}$
$a_{1,10} = a_{20}\,[\,(x_{10} - x_c)\,/\,y_{10}]$
$b_{1,10} = b_{20}\,[\,z_{10}\,/\,y_{10}]$
$a_{20} = 1,\ b_{20} = -0{,}4$
$x_c = 0{,}110,\ B_c = 1{,}000$
$C_{AB1,10} = [A_{1,10}^2 + B_{1,10}^2]^{1/2}$
6 *Ostwald*-Farben (o)
von maximalem (m) $C_{AB,10}$ im
Buntwertdiagram ($A_{1,10}$, $B_{1,10}$)
Lichtart Q00, $Y_{W,10}$=100, $Y_{N,10}$=4

Parameter: Y_{10} & Name Lichtart Q00 $Y_{W,10}$=100, $Y_{N,10}$=4

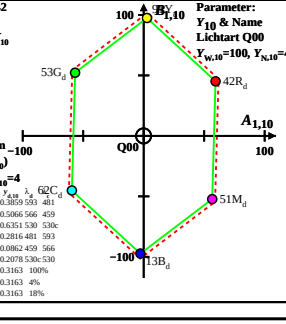

Name	Bereich	$X_{A,10}$	$Y_{A,10}$	$Z_{A,10}$	$x_{A,10}$	$y_{A,10}$	λ_d	λ_c
R_d	561,775	62.37	42.26	4.85	0.5696	0.3859	593	481
Y_d	486,775	78.27	91.26	10.59	0.4345	0.5066	566	459
G_d	486,561	19.9	53.09	10.59	0.2381	0.6351	530	530c
C_d	380,561	39.28	61.84	118.42	0.1789	0.2816	481	593
B_d	380,486	23.37	12.84	112.68	0.157	0.0862	459	566
M_d	561,486	81.75	51.0	112.68	0.333	0.2078	530c	530
W_d	380,775	97.65	100.0	118.42	0.3089	0.3163	100%	
N_d	380,775	3.9	4.0	4.73	0.3089	0.3163	4%	
Z_d	380,775	17.57	18.0	21.31	0.3089	0.3163	18%	

BGI60−8A

$XYZ_{W,10}$=94.81 , 100.0 , 107.33
$A_{2,10} = 2{,}5\,(a_{2,10} - a_{2,n,10})\,Y_{10}$
$B_{2,10} = 2{,}5\,B_c\,(b_{2,10} - b_{2,n,10})\,Y_{10}$
$a_{2,10} = a_{20}\,[\,(x_{10} - x_c)\,/\,y_{10}]$
$b_{2,10} = b_{20}\,[\,z_{10}\,/\,y_{10}]$
$a_{20} = 1,\ b_{20} = -0{,}4$
$x_c = 0{,}800,\ B_c = 0{,}800$
$C_{AB2,10} = [A_{2,10}^2 + B_{2,10}^2]^{1/2}$
6 *Ostwald*-Farben (o)
von maximalem (m) $C_{AB,10}$ im
Buntwertdiagram ($A_{2,10}$, $B_{2,10}$)
Lichtart D65, $Y_{W,10}$=100, $Y_{N,10}$=4

Parameter: Y_{10} & Name Lichtart D65 $Y_{W,10}$=100, $Y_{N,10}$=4

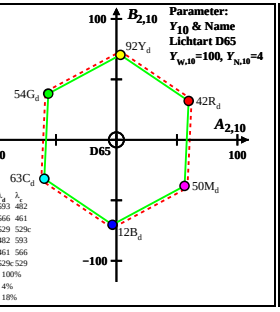

Name	Bereich	$X_{A,10}$	$Y_{A,10}$	$Z_{A,10}$	$x_{A,10}$	$y_{A,10}$	λ_d	λ_c
R_d	561,775	61.2	41.5	4.4	0.5714	0.3874	593	482
Y_d	487,775	77.67	91.8	10.73	0.431	0.5094	566	461
G_d	487,561	20.35	54.39	10.73	0.2381	0.6363	529	529c
C_d	380,561	37.49	62.6	107.33	0.1807	0.3017	482	593
B_d	380,487	21.02	12.3	101.0	0.1565	0.0915	461	566
M_d	561,487	78.35	49.7	101.0	0.342	0.2169	529c	529
W_d	380,775	94.81	100.0	107.33	0.3137	0.3309	100%	
N_d	380,775	3.79	4.0	4.29	0.3137	0.3309	4%	
Z_d	380,775	17.06	18.0	19.32	0.3137	0.3309	18%	

BGI61−1A

$XYZ_{W,10}$=96.72 , 99.99 , 81.41
$A_{2,10} = 2{,}5\,(a_{2,10} - a_{2,n,10})\,Y_{10}$
$B_{2,10} = 2{,}5\,B_c\,(b_{2,10} - b_{2,n,10})\,Y_{10}$
$a_{2,10} = a_{20}\,[\,(x_{10} - x_c)\,/\,y_{10}]$
$b_{2,10} = b_{20}\,[\,z_{10}\,/\,y_{10}]$
$a_{20} = 1,\ b_{20} = -0{,}4$
$x_c = 0{,}110,\ B_c = 1{,}000$
$C_{AB2,10} = [A_{2,10}^2 + B_{2,10}^2]^{1/2}$
6 *Ostwald*-Farben (o)
von maximalem (m) $C_{AB,10}$ im
Buntwertdiagram ($A_{2,10}$, $B_{2,10}$)
Lichtart D50, $Y_{W,10}$=100, $Y_{N,10}$=4

Parameter: Y_{10} & Name Lichtart D50 $Y_{W,10}$=100, $Y_{N,10}$=4

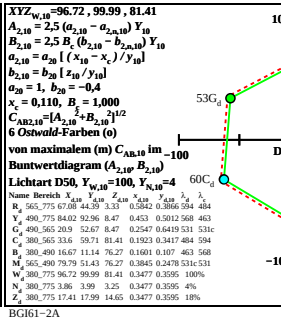

Name	Bereich	$X_{A,10}$	$Y_{A,10}$	$Z_{A,10}$	$x_{A,10}$	$y_{A,10}$	λ_d	λ_c
R_d	565,775	67.08	44.39	3.33	0.5842	0.3866	594	484
Y_d	490,775	84.02	92.96	8.47	0.453	0.5012	568	463
G_d	490,565	20.9	52.67	8.47	0.2547	0.6419	531	531c
C_d	380,565	33.6	59.71	81.41	0.1923	0.3417	484	594
B_d	380,490	16.67	11.14	76.27	0.1601	0.107	463	568
M_d	565,490	79.79	51.43	76.27	0.3845	0.2478	531c	531
W_d	380,775	96.72	99.99	81.41	0.3477	0.3595	100%	
N_d	380,775	3.86	3.99	3.25	0.3477	0.3595	4%	
Z_d	380,775	17.41	17.99	14.65	0.3477	0.3595	18%	

BGI61−2A

$XYZ_{W,10}$=101.75 , 100.0 , 64.44
$A_{2,10} = 2{,}5\,(a_{2,10} - a_{2,n,10})\,Y_{10}$
$B_{2,10} = 2{,}5\,B_c\,(b_{2,10} - b_{2,n,10})\,Y_{10}$
$a_{2,10} = a_{20}\,[\,(x_{10} - x_c)\,/\,y_{10}]$
$b_{2,10} = b_{20}\,[\,z_{10}\,/\,y_{10}]$
$a_{20} = 1,\ b_{20} = -0{,}4$
$x_c = 0{,}110,\ B_c = 1{,}300$
$C_{AB2,10} = [A_{2,10}^2 + B_{2,10}^2]^{1/2}$
6 *Ostwald*-Farben (o)
von maximalem (m) $C_{AB,10}$ im
Buntwertdiagram ($A_{2,10}$, $B_{2,10}$)
Lichtart P40, $Y_{W,10}$=100, $Y_{N,10}$=4

Parameter: Y_{10} & Name Lichtart P40 $Y_{W,10}$=100, $Y_{N,10}$=4

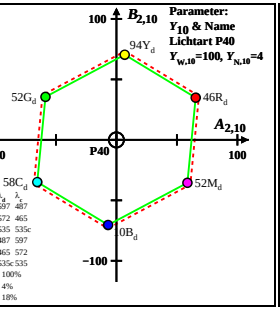

Name	Bereich	$X_{A,10}$	$Y_{A,10}$	$Z_{A,10}$	$x_{A,10}$	$y_{A,10}$	λ_d	λ_c
R_d	569,775	72.63	45.71	2.64	0.6003	0.3778	597	487
Y_d	492,775	91.71	93.7	6.23	0.4785	0.4889	572	465
G_d	492,569	23.25	52.09	6.23	0.285	0.6385	535	535c
C_d	380,569	33.29	58.38	64.44	0.2132	0.3739	487	597
B_d	380,492	14.21	10.39	60.86	0.1662	0.1216	465	572
M_d	569,492	82.67	52.01	60.86	0.4227	0.2659	535c	535
W_d	380,775	101.75	100.0	64.44	0.3822	0.3756	100%	
N_d	380,775	4.07	4.0	2.57	0.3822	0.3756	4%	
Z_d	380,775	18.31	18.0	11.6	0.3822	0.3756	18%	

BGI61−3A

$XYZ_{W,10}$=111.15 , 99.99 , 35.19
$A_{2,10} = 2{,}5\,(a_{2,10} - a_{2,n,10})\,Y_{10}$
$B_{2,10} = 2{,}5\,B_c\,(b_{2,10} - b_{2,n,10})\,Y_{10}$
$a_{2,10} = a_{20}\,[\,(x_{10} - x_c)\,/\,y_{10}]$
$b_{2,10} = b_{20}\,[\,z_{10}\,/\,y_{10}]$
$a_{20} = 1,\ b_{20} = -0{,}4$
$x_c = 0{,}110,\ B_c = 2{,}500$
$C_{AB2,10} = [A_{2,10}^2 + B_{2,10}^2]^{1/2}$
6 *Ostwald*-Farben (o)
von maximalem (m) $C_{AB,10}$ im
Buntwertdiagram ($A_{2,10}$, $B_{2,10}$)
Lichtart A00, $Y_{W,10}$=100, $Y_{N,10}$=4

Parameter: Y_{10} & Name Lichtart A00 $Y_{W,10}$=100, $Y_{N,10}$=4

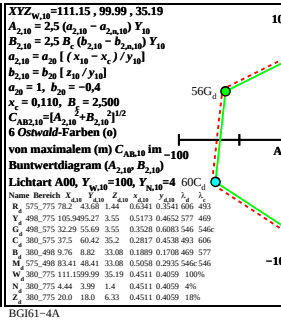

Name	Bereich	$X_{A,10}$	$Y_{A,10}$	$Z_{A,10}$	$x_{A,10}$	$y_{A,10}$	λ_d	λ_c
R_d	575,775	78.2	43.68	1.44	0.6341	0.3541	606	493
Y_d	498,775	105.9	495.27	3.55	0.5173	0.4652	577	469
G_d	498,575	32.29	55.69	3.55	0.3528	0.6083	546	546c
C_d	380,575	37.5	60.42	35.2	0.2817	0.4538	493	606
B_d	380,498	9.76	8.82	33.08	0.1889	0.1708	469	577
M_d	575,498	83.41	48.41	33.08	0.5058	0.2935	546c	546
W_d	380,775	111.15	99.99	35.19	0.4511	0.4059	100%	
N_d	380,775	4.44	3.99	1.4	0.4511	0.4059	4%	
Z_d	380,775	20.0	18.0	6.33	0.4511	0.4059	18%	

BGI61−4A

$XYZ_{W,10}$=99.99 , 99.99 , 100.0
$A_{2,10} = 2{,}5\,(a_{2,10} - a_{2,n,10})\,Y_{10}$
$B_{2,10} = 2{,}5\,B_c\,(b_{2,10} - b_{2,n,10})\,Y_{10}$
$a_{2,10} = a_{20}\,[\,(x_{10} - x_c)\,/\,y_{10}]$
$b_{2,10} = b_{20}\,[\,z_{10}\,/\,y_{10}]$
$a_{20} = 1,\ b_{20} = -0{,}4$
$x_c = 0{,}900,\ B_c = 0{,}900$
$C_{AB2,10} = [A_{2,10}^2 + B_{2,10}^2]^{1/2}$
6 *Ostwald*-Farben (o)
von maximalem (m) $C_{AB,10}$ im
Buntwertdiagram ($A_{2,10}$, $B_{2,10}$)
Lichtart E00, $Y_{W,10}$=100, $Y_{N,10}$=4

Parameter: Y_{10} & Name Lichtart E00 $Y_{W,10}$=100, $Y_{N,10}$=4

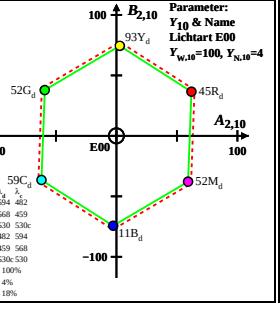

Name	Bereich	$X_{A,10}$	$Y_{A,10}$	$Z_{A,10}$	$x_{A,10}$	$y_{A,10}$	λ_d	λ_c
R_d	564,775	67.52	44.68	4.1	0.5805	0.3841	594	482
Y_d	487,775	83.83	92.83	10.12	0.4488	0.4969	568	459
G_d	487,564	20.41	52.25	10.12	0.2465	0.6311	530	530c
C_d	380,564	36.56	59.41	100.01	0.1865	0.3031	482	594
B_d	380,487	20.25	11.26	93.99	0.1613	0.0897	459	568
M_d	564,487	83.68	51.85	93.99	0.3645	0.2259	530c	530
W_d	380,775	99.99	99.99	100.0	0.3333	0.3333	100%	
N_d	380,775	3.99	3.99	4.0	0.3332	0.3333	4%	
Z_d	380,775	17.99	17.99	18.0	0.3333	0.3333	18%	

BGI61−5A

$XYZ_{W,10}$=97.28 , 99.99 , 116.14
$A_{2,10} = 2{,}5\,(a_{2,10} - a_{2,n,10})\,Y_{10}$
$B_{2,10} = 2{,}5\,B_c\,(b_{2,10} - b_{2,n,10})\,Y_{10}$
$a_{2,10} = a_{20}\,[\,(x_{10} - x_c)\,/\,y_{10}]$
$b_{2,10} = b_{20}\,[\,z_{10}\,/\,y_{10}]$
$a_{20} = 1,\ b_{20} = -0{,}4$
$x_c = 0{,}110,\ B_c = 0{,}700$
$C_{AB2,10} = [A_{2,10}^2 + B_{2,10}^2]^{1/2}$
6 *Ostwald*-Farben (o)
von maximalem (m) $C_{AB,10}$ im
Buntwertdiagram ($A_{2,10}$, $B_{2,10}$)
Lichtart C00, $Y_{W,10}$=100, $Y_{N,10}$=4

Parameter: Y_{10} & Name Lichtart C00 $Y_{W,10}$=100, $Y_{N,10}$=4

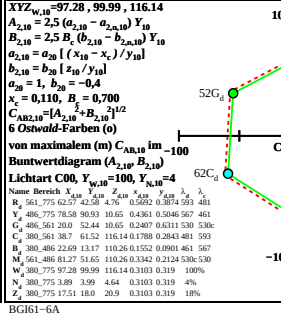
B2,10
A2,10
C00
100
−100
91Yd
43Rd
52Md
13