Siehe ähnliche Dateien: http://farbe.li.tu-berlin.de/BGI3/BGI3.HTM
Technische Information: http://farbe.li.tu-berlin.de oder http://farbe.li.tu-berlin.de/

$XYZ_{W,10}$=97.09 , 99.99 , 104.01
$A_{1,10} = 2,5\ (a_{1,10} - a_{1,n,10})\ Y_{10}$
$B_{1,10} = 2,5\ B_c\ (b_{1,10} - b_{1,n,10})\ Y_{10}$
$a_{1,10} = a_{20}\ [\ (x_{10} - x_c)\ /\ y_{10}]$
$b_{1,10} = b_{20}\ [\ z_{10}\ /\ y_{10}]$
$a_{20} = 1,\ b_{20} = -0,4$
$x_c = 0,110,\ B_c = 1,000$
$C_{AB1,10}=[A_{1,10}^2+B_{1,10}^2]^{1/2}$
6 *Ostwald*-Farben (o)
von maximalem (m) $C_{AB,10}$ im
Buntwertdiagram ($A_{1,10}$, $B_{1,10}$)
Lichtart P60, $Y_{W,10}$=100, $Y_{N,10}$=25

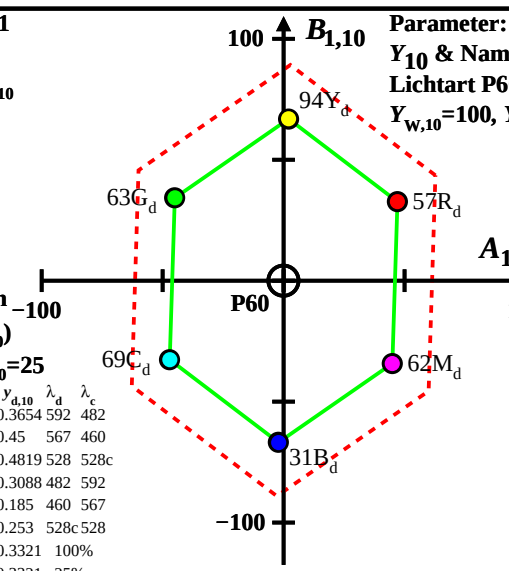

Parameter:
Y_{10} & Name
Lichtart P60
$Y_{W,10}$=100, $Y_{N,10}$=25

Name	Bereich	$X_{d,10}$	$Y_{d,10}$	$Z_{d,10}$	$x_{d,10}$	$y_{d,10}$	λ_d	λ_c
R_d	563_775	71.98	56.5	26.1	0.4656	0.3654	592	482
Y_d	487_775	84.02	94.09	30.97	0.4018	0.45	567	460
G_d	487_563	36.41	62.68	30.97	0.2799	0.4819	528	528c
C_d	380_563	49.5	68.62	104.04	0.2228	0.3088	482	592
B_d	380_487	37.46	31.03	99.18	0.2234	0.185	460	567
M_d	563_487	85.07	62.43	99.18	0.3448	0.253	528c	528
W_d	380_775	97.09	99.99	104.01	0.3224	0.3321	100%	
N_d	380_775	24.27	24.99	26.0	0.3224	0.3321	25%	
Z_d	380_775	17.47	17.99	18.72	0.3224	0.3321	18%	

BGI30−1A

$XYZ_{W,10}$=97.65 , 100.0 , 95.55
$A_{1,10} = 2,5\ (a_{1,10} - a_{1,n,10})\ Y_{10}$
$B_{1,10} = 2,5\ B_c\ (b_{1,10} - b_{1,n,10})\ Y_{10}$
$a_{1,10} = a_{20}\ [\ (x_{10} - x_c)\ /\ y_{10}]$
$b_{1,10} = b_{20}\ [\ z_{10}\ /\ y_{10}]$
$a_{20} = 1,\ b_{20} = -0,4$
$x_c = 0,110,\ B_c = 1,000$
$C_{AB1,10}=[A_{1,10}^2+B_{1,10}^2]^{1/2}$
6 *Ostwald*-Farben (o)
von maximalem (m) $C_{AB,10}$ im
Buntwertdiagram ($A_{1,10}$, $B_{1,10}$)
Lichtart P55, $Y_{W,10}$=100, $Y_{N,10}$=25

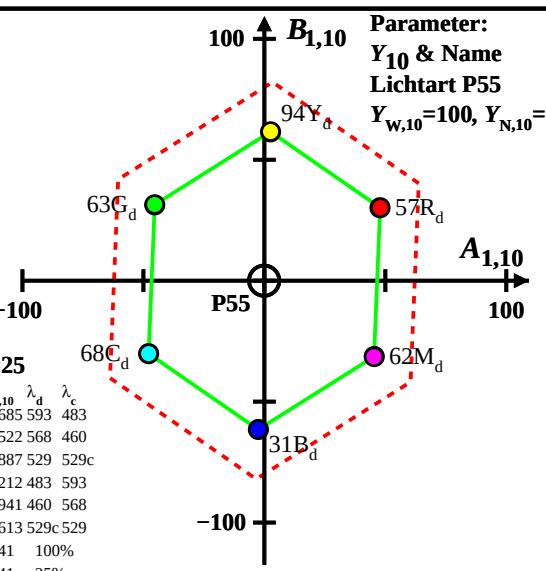

Parameter:
Y_{10} & Name
Lichtart P55
$Y_{W,10}$=100, $Y_{N,10}$=25

Name	Bereich	$X_{d,10}$	$Y_{d,10}$	$Z_{d,10}$	$x_{d,10}$	$y_{d,10}$	λ_d	λ_c
R_d	564_775	73.13	56.68	23.98	0.4755	0.3685	593	483
Y_d	488_775	85.73	94.42	28.62	0.4106	0.4522	568	460
G_d	488_564	37.1	62.84	28.62	0.2885	0.4887	529	529c
C_d	380_564	49.05	68.44	95.57	0.2302	0.3212	483	593
B_d	380_488	36.45	30.69	90.93	0.2306	0.1941	460	568
M_d	564_488	85.08	62.28	90.93	0.357	0.2613	529c	529
W_d	380_775	97.65	100.0	95.55	0.333	0.341	100%	
N_d	380_775	24.41	25.0	23.88	0.333	0.341	25%	
Z_d	380_775	17.57	18.0	17.19	0.333	0.341	18%	

BGI30−2A

$XYZ_{W,10}$=98.51 , 99.99 , 86.17
$A_{1,10} = 2,5\ (a_{1,10} - a_{1,n,10})\ Y_{10}$
$B_{1,10} = 2,5\ B_c\ (b_{1,10} - b_{1,n,10})\ Y_{10}$
$a_{1,10} = a_{20}\ [\ (x_{10} - x_c)\ /\ y_{10}]$
$b_{1,10} = b_{20}\ [\ z_{10}\ /\ y_{10}]$
$a_{20} = 1,\ b_{20} = -0,4$
$x_c = 0,110,\ B_c = 1,000$
$C_{AB1,10}=[A_{1,10}^2+B_{1,10}^2]^{1/2}$
6 *Ostwald*-Farben (o)
von maximalem (m) $C_{AB,10}$ im
Buntwertdiagram ($A_{1,10}$, $B_{1,10}$)
Lichtart P50, $Y_{W,10}$=100, $Y_{N,10}$=25

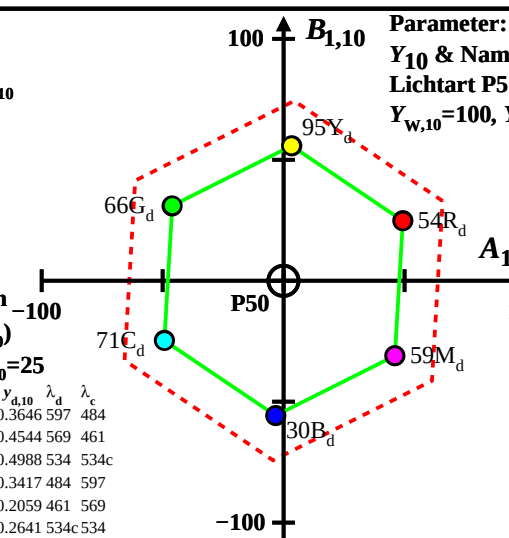

Parameter:
Y_{10} & Name
Lichtart P50
$Y_{W,10}$=100, $Y_{N,10}$=25

Name	Bereich	$X_{d,10}$	$Y_{d,10}$	$Z_{d,10}$	$x_{d,10}$	$y_{d,10}$	λ_d	λ_c
R_d	565_775	72.1	53.8	21.62	0.4887	0.3646	597	484
Y_d	489_775	87.84	94.66	25.8	0.4216	0.4544	569	461
G_d	489_565	40.46	65.96	25.8	0.3059	0.4988	534	534c
C_d	380_565	51.15	71.32	86.19	0.2451	0.3417	484	597
B_d	380_489	35.42	30.45	82.01	0.2395	0.2059	461	569
M_d	565_489	82.8	59.15	82.01	0.3696	0.2641	534c	534
W_d	380_775	98.51	99.99	86.17	0.346	0.3512	100%	
N_d	380_775	24.62	24.99	21.54	0.346	0.3512	25%	
Z_d	380_775	17.73	17.99	15.51	0.346	0.3512	18%	

BGI30−3A

$XYZ_{W,10}$=99.8 , 100.0 , 75.8
$A_{1,10} = 2,5\ (a_{1,10} - a_{1,n,10})\ Y_{10}$
$B_{1,10} = 2,5\ B_c\ (b_{1,10} - b_{1,n,10})\ Y_{10}$
$a_{1,10} = a_{20}\ [\ (x_{10} - x_c)\ /\ y_{10}]$
$b_{1,10} = b_{20}\ [\ z_{10}\ /\ y_{10}]$
$a_{20} = 1,\ b_{20} = -0,4$
$x_c = 0,110,\ B_c = 1,000$
$C_{AB1,10}=[A_{1,10}^2+B_{1,10}^2]^{1/2}$
6 *Ostwald*-Farben (o)
von maximalem (m) $C_{AB,10}$ im
Buntwertdiagram ($A_{1,10}$, $B_{1,10}$)
Lichtart P45, $Y_{W,10}$=100, $Y_{N,10}$=25

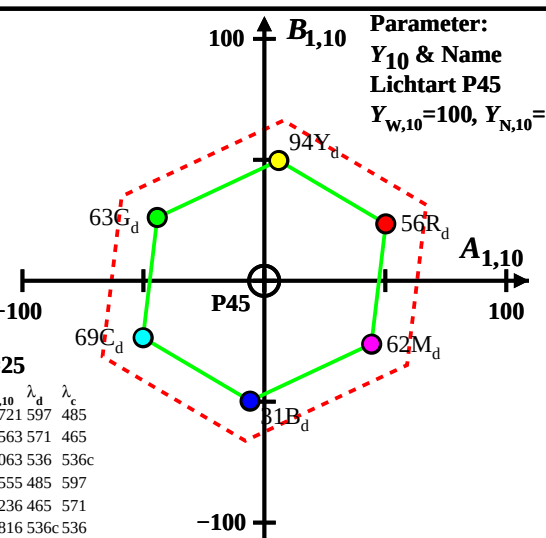

Parameter:
Y_{10} & Name
Lichtart P45
$Y_{W,10}$=100, $Y_{N,10}$=25

Name	Bereich	$X_{d,10}$	$Y_{d,10}$	$Z_{d,10}$	$x_{d,10}$	$y_{d,10}$	λ_d	λ_c
R_d	567_775	75.67	56.13	19.02	0.5016	0.3721	597	485
Y_d	490_775	90.46	94.12	21.66	0.4386	0.4563	571	465
G_d	490_567	39.83	63.09	21.66	0.3197	0.5063	536	536c
C_d	380_567	49.2	68.98	75.82	0.2536	0.3555	485	597
B_d	380_490	34.41	30.99	73.19	0.2482	0.2236	465	571
M_d	567_490	85.03	62.03	73.19	0.386	0.2816	536c	536
W_d	380_775	99.8	100.0	75.8	0.3621	0.3628	100%	
N_d	380_775	24.95	25.0	18.95	0.3621	0.3628	25%	
Z_d	380_775	17.96	18.0	13.64	0.3621	0.3628	18%	

BGI30−4A

$XYZ_{W,10}$=101.75 , 100.0 , 64.44
$A_{1,10} = 2,5\ (a_{1,10} - a_{1,n,10})\ Y_{10}$
$B_{1,10} = 2,5\ B_c\ (b_{1,10} - b_{1,n,10})\ Y_{10}$
$a_{1,10} = a_{20}\ [\ (x_{10} - x_c)\ /\ y_{10}]$
$b_{1,10} = b_{20}\ [\ z_{10}\ /\ y_{10}]$
$a_{20} = 1,\ b_{20} = -0,4$
$x_c = 0,110,\ B_c = 1,000$
$C_{AB1,10}=[A_{1,10}^2+B_{1,10}^2]^{1/2}$
6 *Ostwald*-Farben (o)
von maximalem (m) $C_{AB,10}$ im
Buntwertdiagram ($A_{1,10}$, $B_{1,10}$)
Lichtart P40, $Y_{W,10}$=100, $Y_{N,10}$=25

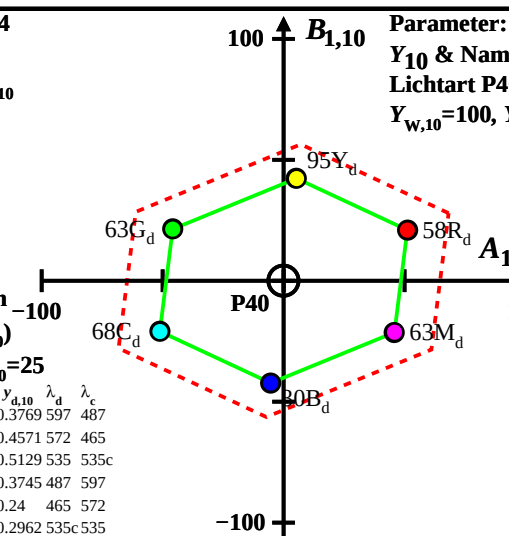

Parameter:
Y_{10} & Name
Lichtart P40
$Y_{W,10}$=100, $Y_{N,10}$=25

Name	Bereich	$X_{d,10}$	$Y_{d,10}$	$Z_{d,10}$	$x_{d,10}$	$y_{d,10}$	λ_d	λ_c
R_d	569_775	79.02	57.61	16.17	0.5171	0.3769	597	487
Y_d	492_775	93.93	95.1	18.98	0.4515	0.4571	572	465
G_d	492_569	40.44	62.59	18.98	0.3314	0.5129	535	535c
C_d	380_569	48.28	67.51	64.46	0.2678	0.3745	487	597
B_d	380_492	33.38	30.02	61.65	0.2669	0.24	465	572
M_d	569_492	86.87	62.53	61.65	0.4115	0.2962	535c	535
W_d	380_775	101.75	100.0	64.44	0.3822	0.3756	100%	
N_d	380_775	25.43	25.0	16.11	0.3822	0.3756	25%	
Z_d	380_775	18.31	18.0	11.6	0.3822	0.3756	18%	

BGI30−5A

$XYZ_{W,10}$=104.71 , 99.99 , 52.16
$A_{1,10} = 2,5\ (a_{1,10} - a_{1,n,10})\ Y_{10}$
$B_{1,10} = 2,5\ B_c\ (b_{1,10} - b_{1,n,10})\ Y_{10}$
$a_{1,10} = a_{20}\ [\ (x_{10} - x_c)\ /\ y_{10}]$
$b_{1,10} = b_{20}\ [\ z_{10}\ /\ y_{10}]$
$a_{20} = 1,\ b_{20} = -0,4$
$x_c = 0,110,\ B_c = 1,000$
$C_{AB1,10}=[A_{1,10}^2+B_{1,10}^2]^{1/2}$
6 *Ostwald*-Farben (o)
von maximalem (m) $C_{AB,10}$ im
Buntwertdiagram ($A_{1,10}$, $B_{1,10}$)
Lichtart P35, $Y_{W,10}$=100, $Y_{N,10}$=25

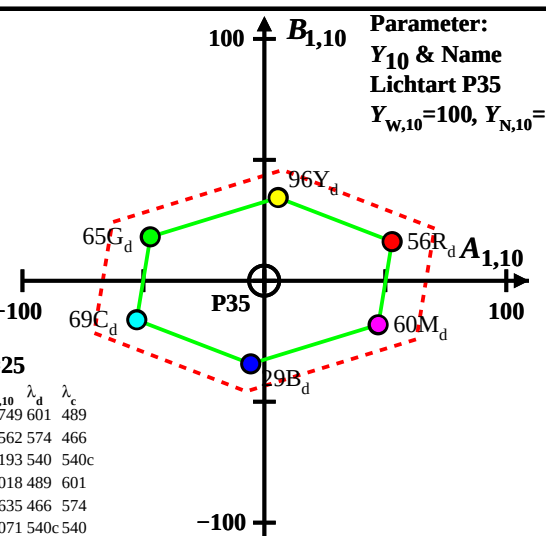

Parameter:
Y_{10} & Name
Lichtart P35
$Y_{W,10}$=100, $Y_{N,10}$=25

Name	Bereich	$X_{d,10}$	$Y_{d,10}$	$Z_{d,10}$	$x_{d,10}$	$y_{d,10}$	λ_d	λ_c
R_d	571_775	80.52	56.16	13.09	0.5376	0.3749	601	489
Y_d	494_775	98.5	95.7	15.56	0.4695	0.4562	574	466
G_d	494_571	44.25	64.63	15.56	0.3556	0.5193	540	540c
C_d	380_571	50.49	68.96	52.17	0.2942	0.4018	489	601
B_d	380_494	32.51	29.42	49.7	0.2912	0.2635	466	574
M_d	571_494	86.76	60.48	49.7	0.4405	0.3071	540c	540
W_d	380_775	104.71	99.99	52.16	0.4076	0.3892	100%	
N_d	380_775	26.17	24.99	13.04	0.4076	0.3892	25%	
Z_d	380_775	18.84	17.99	9.38	0.4076	0.3892	18%	

BGI30−6A

$XYZ_{W,10}$=109.29 , 99.99 , 39.19
$A_{1,10} = 2,5\ (a_{1,10} - a_{1,n,10})\ Y_{10}$
$B_{1,10} = 2,5\ B_c\ (b_{1,10} - b_{1,n,10})\ Y_{10}$
$a_{1,10} = a_{20}\ [\ (x_{10} - x_c)\ /\ y_{10}]$
$b_{1,10} = b_{20}\ [\ z_{10}\ /\ y_{10}]$
$a_{20} = 1,\ b_{20} = -0,4$
$x_c = 0,110,\ B_c = 1,000$
$C_{AB1,10}=[A_{1,10}^2+B_{1,10}^2]^{1/2}$
6 *Ostwald*-Farben (o)
von maximalem (m) $C_{AB,10}$ im
Buntwertdiagram ($A_{1,10}$, $B_{1,10}$)
Lichtart P30, $Y_{W,10}$=100, $Y_{N,10}$=25

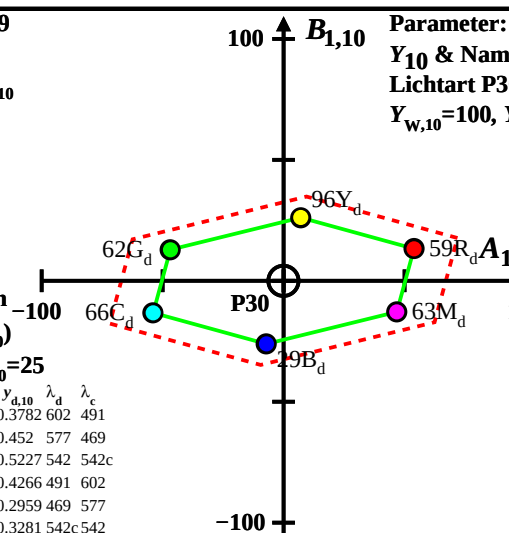

Parameter:
Y_{10} & Name
Lichtart P30
$Y_{W,10}$=100, $Y_{N,10}$=25

Name	Bereich	$X_{d,10}$	$Y_{d,10}$	$Z_{d,10}$	$x_{d,10}$	$y_{d,10}$	λ_d	λ_c
R_d	574_775	86.99	58.92	9.83	0.5585	0.3782	602	491
Y_d	497_775	104.74	95.87	11.46	0.4938	0.452	577	469
G_d	497_574	45.17	62.04	11.46	0.3806	0.5227	542	542c
C_d	380_574	49.75	66.19	39.2	0.3206	0.4266	491	602
B_d	380_497	32.0	29.25	37.58	0.3238	0.2959	469	577
M_d	574_497	91.57	63.07	37.58	0.4763	0.3281	542c	542
W_d	380_775	109.29	99.99	39.19	0.4398	0.4024	100%	
N_d	380_775	27.32	24.99	9.79	0.4398	0.4024	25%	
Z_d	380_775	19.67	17.99	7.05	0.4398	0.4024	18%	

BGI30−7A

$XYZ_{W,10}$=116.54 , 99.99 , 26.13
$A_{1,10} = 2,5\ (a_{1,10} - a_{1,n,10})\ Y_{10}$
$B_{1,10} = 2,5\ B_c\ (b_{1,10} - b_{1,n,10})\ Y_{10}$
$a_{1,10} = a_{20}\ [\ (x_{10} - x_c)\ /\ y_{10}]$
$b_{1,10} = b_{20}\ [\ z_{10}\ /\ y_{10}]$
$a_{20} = 1,\ b_{20} = -0,4$
$x_c = 0,110,\ B_c = 1,000$
$C_{AB1,10}=[A_{1,10}^2+B_{1,10}^2]^{1/2}$
6 *Ostwald*-Farben (o)
von maximalem (m) $C_{AB,10}$ im
Buntwertdiagram ($A_{1,10}$, $B_{1,10}$)
Lichtart P25, $Y_{W,10}$=100, $Y_{N,10}$=25

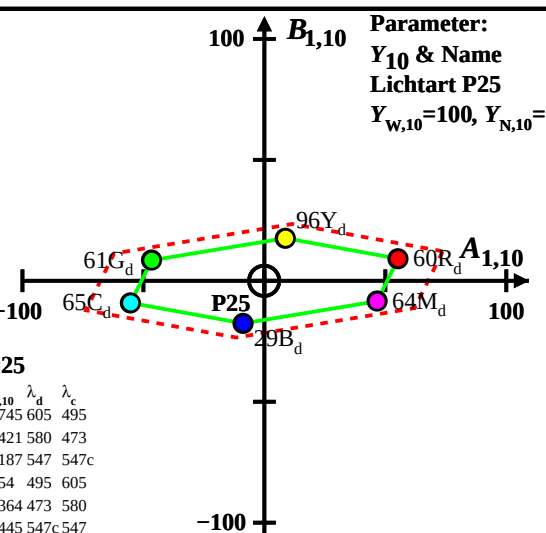

Parameter:
Y_{10} & Name
Lichtart P25
$Y_{W,10}$=100, $Y_{N,10}$=25

Name	Bereich	$X_{d,10}$	$Y_{d,10}$	$Z_{d,10}$	$x_{d,10}$	$y_{d,10}$	λ_d	λ_c
R_d	578_775	93.74	60.07	6.56	0.5845	0.3745	605	495
Y_d	500_775	113.63	96.01	7.48	0.5233	0.4421	580	473
G_d	500_578	49.13	61.04	7.48	0.4176	0.5187	547	547c
C_d	380_578	52.08	65.05	26.14	0.3634	0.454	495	605
B_d	380_500	32.19	29.11	25.21	0.372	0.3364	473	580
M_d	578_500	96.68	64.08	25.21	0.5198	0.3445	547c	547
W_d	380_775	116.54	99.99	26.13	0.4802	0.412	100%	
N_d	380_775	29.13	24.99	6.53	0.4802	0.412	25%	
Z_d	380_775	20.97	17.99	4.7	0.4802	0.412	18%	

BGI30−8A

BGI30−7N

$XYZ_{W,10}$=97.09 , 99.99 , 104.01
$A_{2,10} = 2,5\ (a_{2,10} - a_{2,n,10})\ Y_{10}$
$B_{2,10} = 2,5\ B_c\ (b_{2,10} - b_{2,n,10})\ Y_{10}$
$a_{2,10} = a_{20}\ [\ (x_{10} - x_c)\ /\ y_{10}]$
$b_{2,10} = b_{20}\ [\ z_{10}\ /\ y_{10}]$
$a_{20} = 1,\ b_{20} = -0,4$
$x_c = 0,110,\ B_c = 0,800$
$C_{AB2,10}=[A_{2,10}^2+B_{2,10}^2]^{1/2}$
6 *Ostwald*-Farben (o)
von maximalem (m) $C_{AB,10}$ im
Buntwertdiagram ($A_{2,10}$, $B_{2,10}$)
Lichtart P60, $Y_{W,10}$=100, $Y_{N,10}$=25

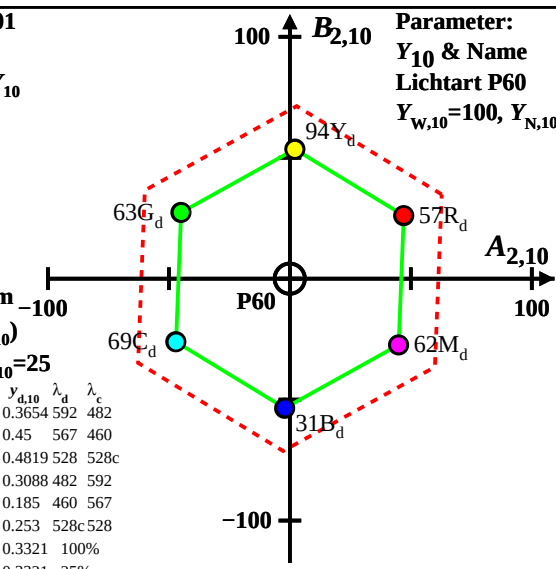

Parameter:
Y_{10} & Name
Lichtart P60
$Y_{W,10}$=100, $Y_{N,10}$=25

Name	Bereich	$X_{d,10}$	$Y_{d,10}$	$Z_{d,10}$	$x_{d,10}$	$y_{d,10}$	λ_d	λ_c
R_d	563_775	71.98	56.5	26.1	0.4656	0.3654	592	482
Y_d	487_775	84.02	94.09	30.97	0.4018	0.45	567	460
G_d	487_563	36.41	62.68	30.97	0.2799	0.4819	528	528c
C_d	380_563	49.5	68.62	104.04	0.2228	0.3088	482	592
B_d	380_487	37.46	31.03	99.18	0.2234	0.185	460	567
M_d	563_487	85.07	62.43	99.18	0.3448	0.253	528c	528
W_d	380_775	97.09	99.99	104.01	0.3224	0.3321	100%	
N_d	380_775	24.27	24.99	26.0	0.3224	0.3321	25%	
Z_d	380_775	17.47	17.99	18.72	0.3224	0.3321	18%	

BGI31−1A

$XYZ_{W,10}$=97.65 , 100.0 , 95.55
$A_{2,10} = 2,5\ (a_{2,10} - a_{2,n,10})\ Y_{10}$
$B_{2,10} = 2,5\ B_c\ (b_{2,10} - b_{2,n,10})\ Y_{10}$
$a_{2,10} = a_{20}\ [\ (x_{10} - x_c)\ /\ y_{10}]$
$b_{2,10} = b_{20}\ [\ z_{10}\ /\ y_{10}]$
$a_{20} = 1,\ b_{20} = -0,4$
$x_c = 0,110,\ B_c = 0,900$
$C_{AB2,10}=[A_{2,10}^2+B_{2,10}^2]^{1/2}$
6 *Ostwald*-Farben (o)
von maximalem (m) $C_{AB,10}$ im
Buntwertdiagram ($A_{2,10}$, $B_{2,10}$)
Lichtart P55, $Y_{W,10}$=100, $Y_{N,10}$=25

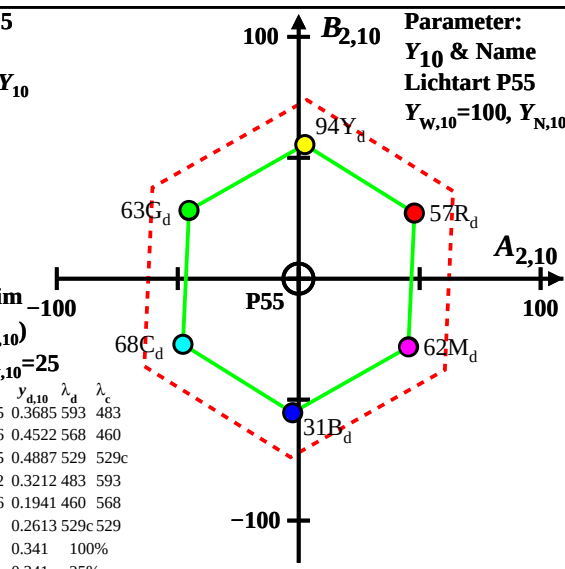

Parameter:
Y_{10} & Name
Lichtart P55
$Y_{W,10}$=100, $Y_{N,10}$=25

Name	Bereich	$X_{d,10}$	$Y_{d,10}$	$Z_{d,10}$	$x_{d,10}$	$y_{d,10}$	λ_d	λ_c
R_d	564_775	73.13	56.68	23.98	0.4755	0.3685	593	483
Y_d	488_775	85.73	94.42	28.62	0.4106	0.4522	568	460
G_d	488_564	37.1	62.84	28.62	0.2885	0.4887	529	529c
C_d	380_564	49.05	68.44	95.57	0.2302	0.3212	483	593
B_d	380_488	36.45	30.69	90.93	0.2306	0.1941	460	568
M_d	564_488	85.08	62.28	90.93	0.357	0.2613	529c	529
W_d	380_775	97.65	100.0	95.55	0.333	0.341	100%	
N_d	380_775	24.41	25.0	23.88	0.333	0.341	25%	
Z_d	380_775	17.57	18.0	17.19	0.333	0.341	18%	

BGI31−2A

$XYZ_{W,10}$=98.51 , 99.99 , 86.17
$A_{2,10} = 2,5\ (a_{2,10} - a_{2,n,10})\ Y_{10}$
$B_{2,10} = 2,5\ B_c\ (b_{2,10} - b_{2,n,10})\ Y_{10}$
$a_{2,10} = a_{20}\ [\ (x_{10} - x_c)\ /\ y_{10}]$
$b_{2,10} = b_{20}\ [\ z_{10}\ /\ y_{10}]$
$a_{20} = 1,\ b_{20} = -0,4$
$x_c = 0,110,\ B_c = 1,000$
$C_{AB2,10}=[A_{2,10}^2+B_{2,10}^2]^{1/2}$
6 *Ostwald*-Farben (o)
von maximalem (m) $C_{AB,10}$ im
Buntwertdiagram ($A_{2,10}$, $B_{2,10}$)
Lichtart P50, $Y_{W,10}$=100, $Y_{N,10}$=25

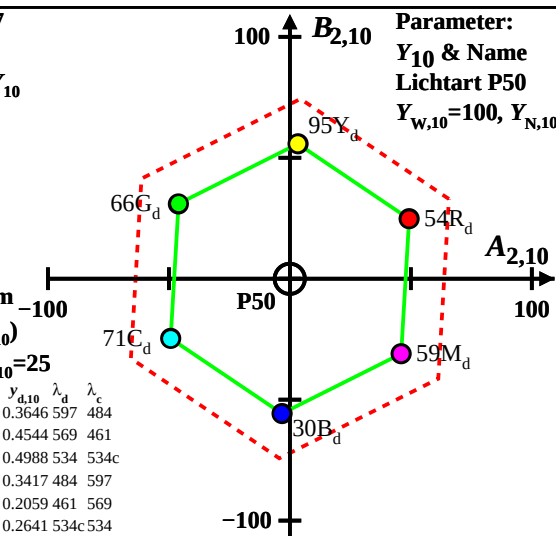

Parameter:
Y_{10} & Name
Lichtart P50
$Y_{W,10}$=100, $Y_{N,10}$=25

Name	Bereich	$X_{d,10}$	$Y_{d,10}$	$Z_{d,10}$	$x_{d,10}$	$y_{d,10}$	λ_d	λ_c
R_d	565_775	72.1	53.8	21.62	0.4887	0.3646	597	484
Y_d	489_775	87.84	94.66	25.8	0.4216	0.4544	569	461
G_d	489_565	40.46	65.96	25.8	0.3059	0.4988	534	534c
C_d	380_565	51.15	71.32	86.19	0.2451	0.3417	484	597
B_d	380_489	35.42	30.45	82.01	0.2395	0.2059	461	569
M_d	565_489	82.8	59.15	82.01	0.3696	0.2641	534c	534
W_d	380_775	98.51	99.99	86.17	0.346	0.3512	100%	
N_d	380_775	24.62	24.99	21.54	0.346	0.3512	25%	
Z_d	380_775	17.73	17.99	15.51	0.346	0.3512	18%	

BGI31−3A

$XYZ_{W,10}$=99.8 , 100.0 , 75.8
$A_{2,10} = 2,5\ (a_{2,10} - a_{2,n,10})\ Y_{10}$
$B_{2,10} = 2,5\ B_c\ (b_{2,10} - b_{2,n,10})\ Y_{10}$
$a_{2,10} = a_{20}\ [\ (x_{10} - x_c)\ /\ y_{10}]$
$b_{2,10} = b_{20}\ [\ z_{10}\ /\ y_{10}]$
$a_{20} = 1,\ b_{20} = -0,4$
$x_c = 0,110,\ B_c = 1,100$
$C_{AB2,10}=[A_{2,10}^2+B_{2,10}^2]^{1/2}$
6 *Ostwald*-Farben (o)
von maximalem (m) $C_{AB,10}$ im
Buntwertdiagram ($A_{2,10}$, $B_{2,10}$)
Lichtart P45, $Y_{W,10}$=100, $Y_{N,10}$=25

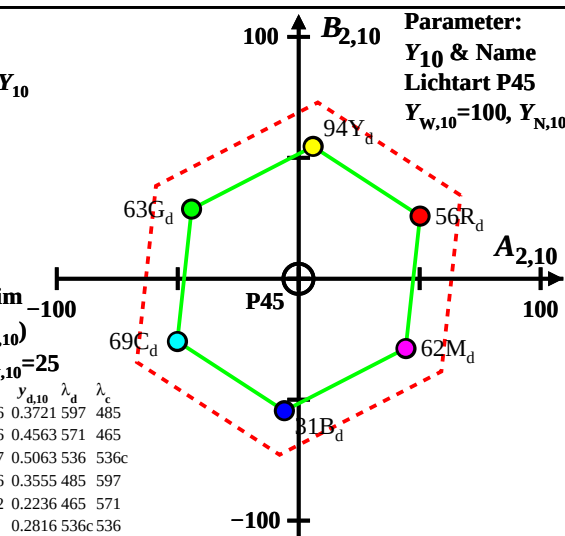

Parameter:
Y_{10} & Name
Lichtart P45
$Y_{W,10}$=100, $Y_{N,10}$=25

Name	Bereich	$X_{d,10}$	$Y_{d,10}$	$Z_{d,10}$	$x_{d,10}$	$y_{d,10}$	λ_d	λ_c
R_d	567_775	75.67	56.13	19.02	0.5016	0.3721	597	485
Y_d	490_775	90.46	94.12	21.66	0.4386	0.4563	571	465
G_d	490_567	39.83	63.09	21.66	0.3197	0.5063	536	536c
C_d	380_567	49.2	68.98	75.82	0.2536	0.3555	485	597
B_d	380_490	34.41	30.99	73.19	0.2482	0.2236	465	571
M_d	567_490	85.03	62.03	73.19	0.386	0.2816	536c	536
W_d	380_775	99.8	100.0	75.8	0.3621	0.3628	100%	
N_d	380_775	24.95	25.0	18.95	0.3621	0.3628	25%	
Z_d	380_775	17.96	18.0	13.64	0.3621	0.3628	18%	

BGI31−4A

$XYZ_{W,10}$=101.75 , 100.0 , 64.44
$A_{2,10} = 2,5\ (a_{2,10} - a_{2,n,10})\ Y_{10}$
$B_{2,10} = 2,5\ B_c\ (b_{2,10} - b_{2,n,10})\ Y_{10}$
$a_{2,10} = a_{20}\ [\ (x_{10} - x_c)\ /\ y_{10}]$
$b_{2,10} = b_{20}\ [\ z_{10}\ /\ y_{10}]$
$a_{20} = 1,\ b_{20} = -0,4$
$x_c = 0,110,\ B_c = 1,300$
$C_{AB2,10}=[A_{2,10}^2+B_{2,10}^2]^{1/2}$
6 *Ostwald*-Farben (o)
von maximalem (m) $C_{AB,10}$ im
Buntwertdiagram ($A_{2,10}$, $B_{2,10}$)
Lichtart P40, $Y_{W,10}$=100, $Y_{N,10}$=25

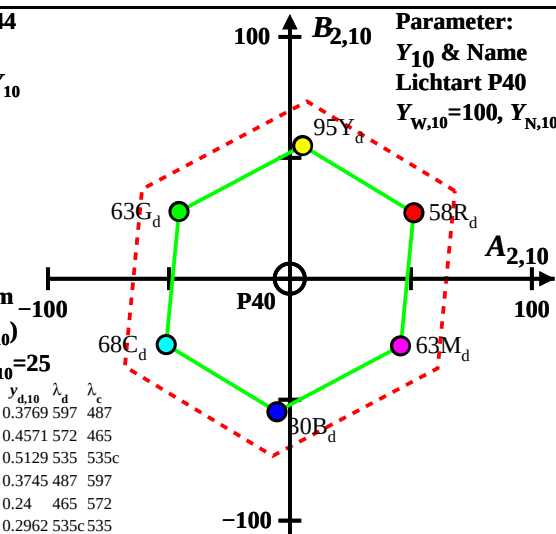

Parameter:
Y_{10} & Name
Lichtart P40
$Y_{W,10}$=100, $Y_{N,10}$=25

Name	Bereich	$X_{d,10}$	$Y_{d,10}$	$Z_{d,10}$	$x_{d,10}$	$y_{d,10}$	λ_d	λ_c
R_d	569_775	79.02	57.61	16.17	0.5171	0.3769	597	487
Y_d	492_775	93.93	95.1	18.98	0.4515	0.4571	572	465
G_d	492_569	40.44	62.59	18.98	0.3314	0.5129	535	535c
C_d	380_569	48.28	67.51	64.46	0.2678	0.3745	487	597
B_d	380_492	33.38	30.02	61.65	0.2669	0.24	465	572
M_d	569_492	86.87	62.53	61.65	0.4115	0.2962	535c	535
W_d	380_775	101.75	100.0	64.44	0.3822	0.3756	100%	
N_d	380_775	25.43	25.0	16.11	0.3822	0.3756	25%	
Z_d	380_775	18.31	18.0	11.6	0.3822	0.3756	18%	

BGI31−5A

$XYZ_{W,10}$=104.71 , 99.99 , 52.16
$A_{2,10} = 2,5\ (a_{2,10} - a_{2,n,10})\ Y_{10}$
$B_{2,10} = 2,5\ B_c\ (b_{2,10} - b_{2,n,10})\ Y_{10}$
$a_{2,10} = a_{20}\ [\ (x_{10} - x_c)\ /\ y_{10}]$
$b_{2,10} = b_{20}\ [\ z_{10}\ /\ y_{10}]$
$a_{20} = 1,\ b_{20} = -0,4$
$x_c = 0,110,\ B_c = 1,800$
$C_{AB2,10}=[A_{2,10}^2+B_{2,10}^2]^{1/2}$
6 *Ostwald*-Farben (o)
von maximalem (m) $C_{AB,10}$ im
Buntwertdiagram ($A_{2,10}$, $B_{2,10}$)
Lichtart P35, $Y_{W,10}$=100, $Y_{N,10}$=25

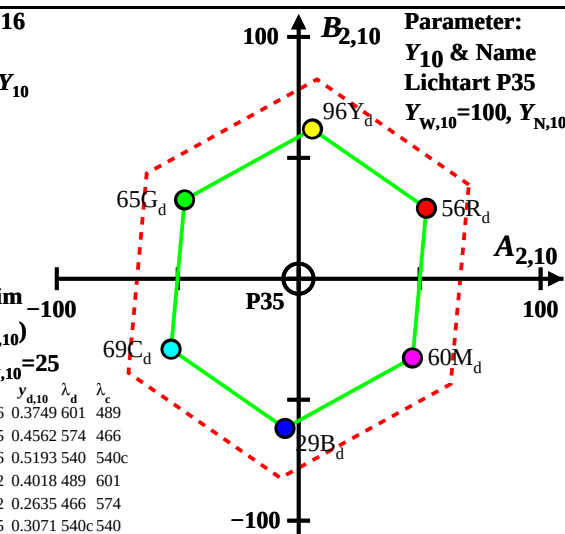

Parameter:
Y_{10} & Name
Lichtart P35
$Y_{W,10}$=100, $Y_{N,10}$=25

Name	Bereich	$X_{d,10}$	$Y_{d,10}$	$Z_{d,10}$	$x_{d,10}$	$y_{d,10}$	λ_d	λ_c
R_d	571_775	80.52	56.16	13.09	0.5376	0.3749	601	489
Y_d	494_775	98.5	95.7	15.56	0.4695	0.4562	574	466
G_d	494_571	44.25	64.63	15.56	0.3556	0.5193	540	540c
C_d	380_571	50.49	68.96	52.17	0.2942	0.4018	489	601
B_d	380_494	32.51	29.42	49.7	0.2912	0.2635	466	574
M_d	571_494	86.76	60.48	49.7	0.4405	0.3071	540c	540
W_d	380_775	104.71	99.99	52.16	0.4076	0.3892	100%	
N_d	380_775	26.17	24.99	13.04	0.4076	0.3892	25%	
Z_d	380_775	18.84	17.99	9.38	0.4076	0.3892	18%	

BGI31−6A

$XYZ_{W,10}$=109.29 , 99.99 , 39.19
$A_{2,10} = 2,5\ (a_{2,10} - a_{2,n,10})\ Y_{10}$
$B_{2,10} = 2,5\ B_c\ (b_{2,10} - b_{2,n,10})\ Y_{10}$
$a_{2,10} = a_{20}\ [\ (x_{10} - x_c)\ /\ y_{10}]$
$b_{2,10} = b_{20}\ [\ z_{10}\ /\ y_{10}]$
$a_{20} = 1,\ b_{20} = -0,4$
$x_c = 0,110,\ B_c = 2,500$
$C_{AB2,10}=[A_{2,10}^2+B_{2,10}^2]^{1/2}$
6 *Ostwald*-Farben (o)
von maximalem (m) $C_{AB,10}$ im
Buntwertdiagram ($A_{2,10}$, $B_{2,10}$)
Lichtart P30, $Y_{W,10}$=100, $Y_{N,10}$=25

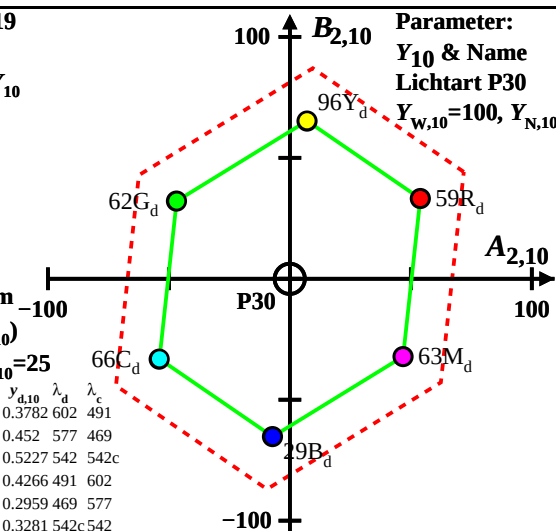

Parameter:
Y_{10} & Name
Lichtart P30
$Y_{W,10}$=100, $Y_{N,10}$=25

Name	Bereich	$X_{d,10}$	$Y_{d,10}$	$Z_{d,10}$	$x_{d,10}$	$y_{d,10}$	λ_d	λ_c
R_d	574_775	86.99	58.92	9.83	0.5585	0.3782	602	491
Y_d	497_775	104.74	95.87	11.46	0.4938	0.452	577	469
G_d	497_574	45.17	62.04	11.46	0.3806	0.5227	542	542c
C_d	380_574	49.75	66.19	39.2	0.3206	0.4266	491	602
B_d	380_497	32.0	29.25	37.58	0.3238	0.2959	469	577
M_d	574_497	91.57	63.07	37.58	0.4763	0.3281	542c	542
W_d	380_775	109.29	99.99	39.19	0.4398	0.4024	100%	
N_d	380_775	27.32	24.99	9.79	0.4398	0.4024	25%	
Z_d	380_775	19.67	17.99	7.05	0.4398	0.4024	18%	

BGI31−7A

$XYZ_{W,10}$=116.54 , 99.99 , 26.13
$A_{2,10} = 2,5\ (a_{2,10} - a_{2,n,10})\ Y_{10}$
$B_{2,10} = 2,5\ B_c\ (b_{2,10} - b_{2,n,10})\ Y_{10}$
$a_{2,10} = a_{20}\ [\ (x_{10} - x_c)\ /\ y_{10}]$
$b_{2,10} = b_{20}\ [\ z_{10}\ /\ y_{10}]$
$a_{20} = 1,\ b_{20} = -0,4$
$x_c = 0,110,\ B_c = 3,700$
$C_{AB2,10}=[A_{2,10}^2+B_{2,10}^2]^{1/2}$
6 *Ostwald*-Farben (o)
von maximalem (m) $C_{AB,10}$ im
Buntwertdiagram ($A_{2,10}$, $B_{2,10}$)
Lichtart P25, $Y_{W,10}$=100, $Y_{N,10}$=25

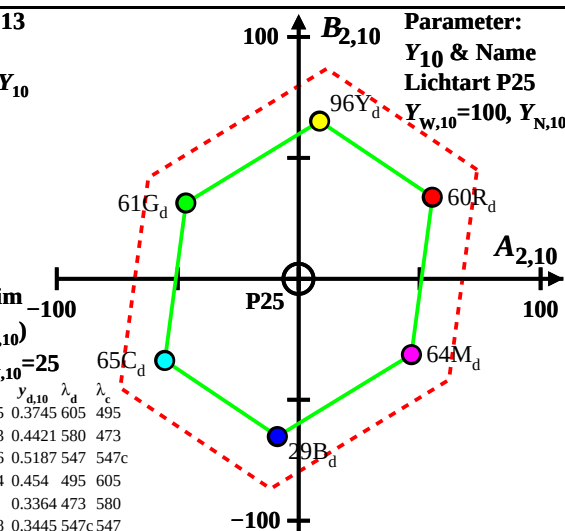

Parameter:
Y_{10} & Name
Lichtart P25
$Y_{W,10}$=100, $Y_{N,10}$=25

Name	Bereich	$X_{d,10}$	$Y_{d,10}$	$Z_{d,10}$	$x_{d,10}$	$y_{d,10}$	λ_d	λ_c
R_d	578_775	93.74	60.07	6.56	0.5845	0.3745	605	495
Y_d	500_775	113.63	96.01	7.48	0.5233	0.4421	580	473
G_d	500_578	49.13	61.04	7.48	0.4176	0.5187	547	547c
C_d	380_578	52.08	65.05	26.14	0.3634	0.454	495	605
B_d	380_500	32.19	29.11	25.21	0.372	0.3364	473	580
M_d	578_500	96.68	64.08	25.21	0.5198	0.3445	547c	547
W_d	380_775	116.54	99.99	26.13	0.4802	0.412	100%	
N_d	380_775	29.13	24.99	6.53	0.4802	0.412	25%	
Z_d	380_775	20.97	17.99	4.7	0.4802	0.412	18%	

BGI31−8A

BGI31−7N

TUB-Registrierung: 20220301-BGI3/BGI3L0NA.TXT /.PS
Anwendung für Beurteilung und Messung von Display- oder Druck-Ausgabe
TUB-Material: Code=rha4ta

TUB-Prüfvorlage BGI3; 6 *Ostwald*-Optimalfarben für 8 Lichtarten Pxx, Eingabe: *rgb/cmy0/000k/n*
CIE-10, Diagramme ($A_{1,10}$, $B_{1,10}$) & ($A_{2,10}$, $B_{2,10}$), C=4:1