Siehe ähnliche Dateien: http://farbe.li.tu-berlin.de/BGI2/BGI2.HTM
Technische Information: http://farbe.li.tu-berlin.de oder http://farbe.li.tu-berlin.de/

TUB-Registrierung: 20220301-BGI2/BGI2L0NP.PDF /.PS
Anwendung für Beurteilung und Messung von Display- oder Druck-Ausgabe

TUB-Material: Code=rha4ta

$XYZ_{W,10}$=97.09 , 99.99 , 104.01
$A_{1,10} = 2{,}5\,(a_{1,10} - a_{1,n,10})\,Y_{10}$
$B_{1,10} = 2{,}5\,B_c\,(b_{1,10} - b_{1,n,10})\,Y_{10}$
$a_{1,10} = a_{20}\,[\,(x_{10} - x_c)\,/\,y_{10}]$
$b_{1,10} = b_{20}\,[\,z_{10}\,/\,y_{10}]$
$a_{20} = 1,\ b_{20} = -0{,}4$
$x_c = 0{,}110,\ B_c = 1{,}000$
$C_{AB,1,10} = [A_{1,10}^2 + B_{1,10}^2]^{1/2}$
6 *Ostwald*-Farben (o)
von maximalem (m) $C_{AB,10}$ im Buntwertdiagram ($A_{1,10}$, $B_{1,10}$)
Lichtart P60, $Y_{W,10}$=100, $Y_{N,10}$=10

Name	Bereich $X_{A,10}$	$Y_{A,10}$	$Z_{A,10}$	$X_{B,10}$	$Y_{B,10}$	λ_d	λ_c
R_d	563,775	66.93	47.78	10.5	0.5345	0.3815	592 482
Y_d	487,775	81.39	92.89	16.34	0.4269	0.4872	567 460
G_d	487,563	24.26	55.2	16.34	0.2532	0.5762	528 528c
C_d	380,563	39.97	62.32	104.02	0.1937	0.302	482 592
B_d	380,487	25.51	17.21	98.19	0.181	0.1221	460 567
M_d	563,487	82.65	54.9	98.19	0.3505	0.2328	528c 528
W_d	380,775	97.09	99.99	104.01	0.3224	0.3321	100%
N_d	380,775	9.7	9.99	10.4	0.3224	0.3321	10%
Z_d	380,775	17.47	17.99	18.72	0.3224	0.3321	18%

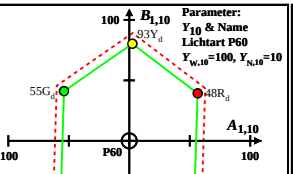

BGI20−1A

$XYZ_{W,10}$=97.65 , 100.0 , 95.55
$A_{1,10} = 2{,}5\,(a_{1,10} - a_{1,n,10})\,Y_{10}$
$B_{1,10} = 2{,}5\,B_c\,(b_{1,10} - b_{1,n,10})\,Y_{10}$
$a_{1,10} = a_{20}\,[\,(x_{10} - x_c)\,/\,y_{10}]$
$b_{1,10} = b_{20}\,[\,z_{10}\,/\,y_{10}]$
$a_{20} = 1,\ b_{20} = -0{,}4$
$x_c = 0{,}110,\ B_c = 1{,}000$
$C_{AB,1,10} = [A_{1,10}^2 + B_{1,10}^2]^{1/2}$
6 *Ostwald*-Farben (o)
von maximalem (m) $C_{AB,10}$ im Buntwertdiagram ($A_{1,10}$, $B_{1,10}$)
Lichtart P55, $Y_{W,10}$=100, $Y_{N,10}$=10

Name	Bereich $X_{A,10}$	$Y_{A,10}$	$Z_{A,10}$	$X_{B,10}$	$Y_{B,10}$	λ_d	λ_c
R_d	564,775	68.21	47.99	9.65	0.5419	0.3813	593 483
Y_d	488,775	83.33	93.29	15.22	0.4343	0.4862	568 460
G_d	488,564	24.97	55.39	15.22	0.2612	0.5794	529 529c
C_d	380,564	39.31	62.11	95.56	0.1995	0.3153	483 593
B_d	380,488	24.19	16.81	89.98	0.1847	0.1283	460 568
M_d	564,488	82.55	54.71	89.98	0.3632	0.2407	529c 529
W_d	380,775	97.65	100.0	95.55	0.333	0.341	100%
N_d	380,775	9.76	10.0	9.55	0.333	0.341	10%
Z_d	380,775	17.57	18.0	17.19	0.333	0.341	18%

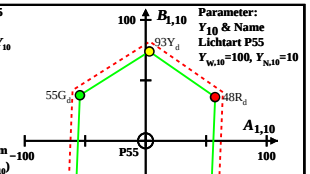

BGI20−2A

$XYZ_{W,10}$=98.51 , 99.99 , 86.17
$A_{1,10} = 2{,}5\,(a_{1,10} - a_{1,n,10})\,Y_{10}$
$B_{1,10} = 2{,}5\,B_c\,(b_{1,10} - b_{1,n,10})\,Y_{10}$
$a_{1,10} = a_{20}\,[\,(x_{10} - x_c)\,/\,y_{10}]$
$b_{1,10} = b_{20}\,[\,z_{10}\,/\,y_{10}]$
$a_{20} = 1,\ b_{20} = -0{,}4$
$x_c = 0{,}110,\ B_c = 1{,}000$
$C_{AB,1,10} = [A_{1,10}^2 + B_{1,10}^2]^{1/2}$
6 *Ostwald*-Farben (o)
von maximalem (m) $C_{AB,10}$ im Buntwertdiagram ($A_{1,10}$, $B_{1,10}$)
Lichtart P50, $Y_{W,10}$=100, $Y_{N,10}$=10

Name	Bereich $X_{A,10}$	$Y_{A,10}$	$Z_{A,10}$	$X_{B,10}$	$Y_{B,10}$	λ_d	λ_c
R_d	565,775	66.8	44.54	8.7	0.5564	0.371	597 484
Y_d	489,775	85.68	93.58	13.71	0.444	0.4849	569 461
G_d	489,565	28.83	59.14	13.71	0.2835	0.5815	534 534c
C_d	380,565	41.66	65.56	86.17	0.2154	0.339	484 597
B_d	380,489	22.78	16.52	81.16	0.1891	0.1371	461 569
M_d	565,489	79.63	50.96	81.16	0.376	0.2406	534c 534
W_d	380,775	98.51	99.99	86.17	0.346	0.3512	100%
N_d	380,775	9.85	9.99	8.61	0.346	0.3512	10%
Z_d	380,775	17.73	17.99	15.51	0.346	0.3512	18%

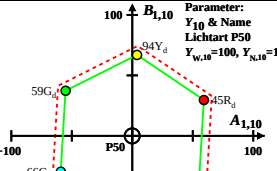

BGI20−3A

$XYZ_{W,10}$=99.8 , 100.0 , 75.8
$A_{1,10} = 2{,}5\,(a_{1,10} - a_{1,n,10})\,Y_{10}$
$B_{1,10} = 2{,}5\,B_c\,(b_{1,10} - b_{1,n,10})\,Y_{10}$
$a_{1,10} = a_{20}\,[\,(x_{10} - x_c)\,/\,y_{10}]$
$b_{1,10} = b_{20}\,[\,z_{10}\,/\,y_{10}]$
$a_{20} = 1,\ b_{20} = -0{,}4$
$x_c = 0{,}110,\ B_c = 1{,}000$
$C_{AB,1,10} = [A_{1,10}^2 + B_{1,10}^2]^{1/2}$
6 *Ostwald*-Farben (o)
von maximalem (m) $C_{AB,10}$ im Buntwertdiagram ($A_{1,10}$, $B_{1,10}$)
Lichtart P45, $Y_{W,10}$=100, $Y_{N,10}$=10

Name	Bereich $X_{A,10}$	$Y_{A,10}$	$Z_{A,10}$	$X_{B,10}$	$Y_{B,10}$	λ_d	λ_c
R_d	567,775	70.82	47.34	7.65	0.5628	0.3762	597 485
Y_d	490,775	88.57	92.93	10.81	0.4605	0.4832	571 465
G_d	490,567	27.82	55.69	10.81	0.2949	0.5903	536 536c
C_d	380,567	39.06	62.76	75.81	0.2198	0.3533	485 597
B_d	380,490	21.31	17.17	72.65	0.1917	0.1545	465 571
M_d	567,490	82.06	54.41	72.65	0.3923	0.2602	536c 536
W_d	380,775	99.8	100.0	75.8	0.3621	0.3628	100%
N_d	380,775	9.98	10.0	7.58	0.3621	0.3628	10%
Z_d	380,775	17.96	18.0	13.64	0.3621	0.3628	18%

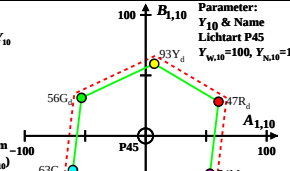

BGI20−4A

$XYZ_{W,10}$=101.75 , 100.0 , 64.44
$A_{1,10} = 2{,}5\,(a_{1,10} - a_{1,n,10})\,Y_{10}$
$B_{1,10} = 2{,}5\,B_c\,(b_{1,10} - b_{1,n,10})\,Y_{10}$
$a_{1,10} = a_{20}\,[\,(x_{10} - x_c)\,/\,y_{10}]$
$b_{1,10} = b_{20}\,[\,z_{10}\,/\,y_{10}]$
$a_{20} = 1,\ b_{20} = -0{,}4$
$x_c = 0{,}110,\ B_c = 1{,}000$
$C_{AB,1,10} = [A_{1,10}^2 + B_{1,10}^2]^{1/2}$
6 *Ostwald*-Farben (o)
von maximalem (m) $C_{AB,10}$ im Buntwertdiagram ($A_{1,10}$, $B_{1,10}$)
Lichtart P40, $Y_{W,10}$=100, $Y_{N,10}$=10

Name	Bereich $X_{A,10}$	$Y_{A,10}$	$Z_{A,10}$	$X_{B,10}$	$Y_{B,10}$	λ_d	λ_c
R_d	569,775	74.46	49.11	6.5	0.5724	0.3775	597 487
Y_d	492,775	92.34	94.1	9.87	0.4703	0.4793	572 465
G_d	492,569	28.16	55.09	9.87	0.3024	0.5915	535 535c
C_d	380,569	37.57	60.99	64.45	0.2304	0.3741	487 597
B_d	380,492	19.69	16.0	61.08	0.2034	0.1653	465 572
M_d	569,492	83.87	55.01	61.08	0.4194	0.2751	535c 535
W_d	380,775	101.75	100.0	64.44	0.3822	0.3756	100%
N_d	380,775	10.17	10.0	6.44	0.3822	0.3756	10%
Z_d	380,775	18.31	18.0	11.6	0.3822	0.3756	18%

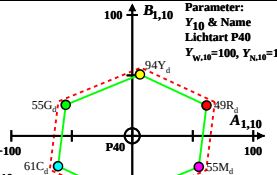

BGI20−5A

$XYZ_{W,10}$=104.71 , 99.99 , 52.16
$A_{1,10} = 2{,}5\,(a_{1,10} - a_{1,n,10})\,Y_{10}$
$B_{1,10} = 2{,}5\,B_c\,(b_{1,10} - b_{1,n,10})\,Y_{10}$
$a_{1,10} = a_{20}\,[\,(x_{10} - x_c)\,/\,y_{10}]$
$b_{1,10} = b_{20}\,[\,z_{10}\,/\,y_{10}]$
$a_{20} = 1,\ b_{20} = -0{,}4$
$x_c = 0{,}110,\ B_c = 1{,}000$
$C_{AB,1,10} = [A_{1,10}^2 + B_{1,10}^2]^{1/2}$
6 *Ostwald*-Farben (o)
von maximalem (m) $C_{AB,10}$ im Buntwertdiagram ($A_{1,10}$, $B_{1,10}$)
Lichtart P35, $Y_{W,10}$=100, $Y_{N,10}$=10

Name	Bereich $X_{A,10}$	$Y_{A,10}$	$Z_{A,10}$	$X_{B,10}$	$Y_{B,10}$	λ_d	λ_c
R_d	571,775	75.67	47.37	5.26	0.5897	0.3692	601 489
Y_d	494,775	97.24	94.82	8.23	0.4854	0.4734	574 466
G_d	494,571	32.14	57.54	8.23	0.3282	0.5876	540 540c
C_d	380,571	39.62	62.73	52.16	0.2564	0.4059	489 601
B_d	380,494	18.05	15.28	49.2	0.2187	0.1851	466 574
M_d	571,494	83.15	52.56	49.2	0.4496	0.2842	540c 540
W_d	380,775	104.71	99.99	52.16	0.4076	0.3892	100%
N_d	380,775	10.47	9.99	5.21	0.4076	0.3892	10%
Z_d	380,775	18.84	17.99	9.38	0.4076	0.3892	18%

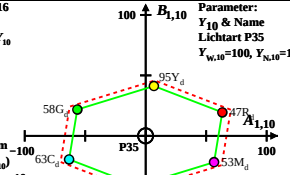

BGI20−6A

$XYZ_{W,10}$=109.29 , 99.99 , 39.19
$A_{1,10} = 2{,}5\,(a_{1,10} - a_{1,n,10})\,Y_{10}$
$B_{1,10} = 2{,}5\,B_c\,(b_{1,10} - b_{1,n,10})\,Y_{10}$
$a_{1,10} = a_{20}\,[\,(x_{10} - x_c)\,/\,y_{10}]$
$b_{1,10} = b_{20}\,[\,z_{10}\,/\,y_{10}]$
$a_{20} = 1,\ b_{20} = -0{,}4$
$x_c = 0{,}110,\ B_c = 1{,}000$
$C_{AB,1,10} = [A_{1,10}^2 + B_{1,10}^2]^{1/2}$
6 *Ostwald*-Farben (o)
von maximalem (m) $C_{AB,10}$ im Buntwertdiagram ($A_{1,10}$, $B_{1,10}$)
Lichtart P30, $Y_{W,10}$=100, $Y_{N,10}$=10

Name	Bereich $X_{A,10}$	$Y_{A,10}$	$Z_{A,10}$	$X_{B,10}$	$Y_{B,10}$	λ_d	λ_c
R_d	574,775	82.51	50.69	3.95	0.6015	0.3695	602 491
Y_d	497,775	103.8	195.02	5.9	0.507	0.4641	577 469
G_d	497,574	32.33	54.43	5.9	0.3488	0.5873	542 542c
C_d	380,574	37.82	59.41	39.2	0.2772	0.4354	491 602
B_d	380,497	16.53	15.08	37.25	0.24	0.219	469 577
M_d	574,497	88.01	55.67	37.25	0.4864	0.3077	542c 542
W_d	380,775	109.29	99.99	39.19	0.4398	0.4024	100%
N_d	380,775	10.92	9.99	3.91	0.4398	0.4024	10%
Z_d	380,775	19.67	17.99	7.05	0.4398	0.4024	18%

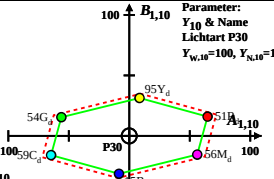

BGI20−7N

$XYZ_{W,10}$=116.54 , 99.99 , 26.13
$A_{1,10} = 2{,}5\,(a_{1,10} - a_{1,n,10})\,Y_{10}$
$B_{1,10} = 2{,}5\,B_c\,(b_{1,10} - b_{1,n,10})\,Y_{10}$
$a_{1,10} = a_{20}\,[\,(x_{10} - x_c)\,/\,y_{10}]$
$b_{1,10} = b_{20}\,[\,z_{10}\,/\,y_{10}]$
$a_{20} = 1,\ b_{20} = -0{,}4$
$x_c = 0{,}110,\ B_c = 1{,}000$
$C_{AB,1,10} = [A_{1,10}^2 + B_{1,10}^2]^{1/2}$
6 *Ostwald*-Farben (o)
von maximalem (m) $C_{AB,10}$ im Buntwertdiagram ($A_{1,10}$, $B_{1,10}$)
Lichtart P25, $Y_{W,10}$=100, $Y_{N,10}$=10

Name	Bereich $X_{A,10}$	$Y_{A,10}$	$Z_{A,10}$	$X_{B,10}$	$Y_{B,10}$	λ_d	λ_c
R_d	578,775	89.16	52.06	2.63	0.6197	0.3619	605 495
Y_d	500,775	113.0	295.19	3.75	0.5332	0.449	580 473
G_d	500,578	35.63	53.22	3.75	0.3847	0.5747	547 547c
C_d	380,578	39.16	58.04	26.14	0.3175	0.4705	495 605
B_d	380,500	15.3	14.91	25.03	0.2769	0.2699	473 580
M_d	578,500	92.69	56.88	25.03	0.5308	0.3257	547c 547
W_d	380,775	116.5	499.99	26.13	0.4802	0.412	100%
N_d	380,775	11.65	9.99	2.61	0.4802	0.412	10%
Z_d	380,775	20.97	17.99	4.7	0.4802	0.412	18%

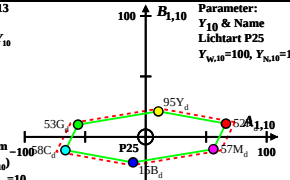

BGI20−8A

$XYZ_{W,10}$=97.09 , 99.99 , 104.01
$A_{2,10} = 2{,}5\,(a_{2,10} - a_{2,n,10})\,Y_{10}$
$B_{2,10} = 2{,}5\,B_c\,(b_{2,10} - b_{2,n,10})\,Y_{10}$
$a_{2,10} = a_{20}\,[\,(x_{10} - x_c)\,/\,y_{10}]$
$b_{2,10} = b_{20}\,[\,z_{10}\,/\,y_{10}]$
$a_{20} = 1,\ b_{20} = -0{,}4$
$x_c = 0{,}800,\ B_c = 0{,}800$
$C_{AB,2,10} = [A_{2,10}^2 + B_{2,10}^2]^{1/2}$
6 *Ostwald*-Farben (o)
von maximalem (m) $C_{AB,10}$ im Buntwertdiagram ($A_{2,10}$, $B_{2,10}$)
Lichtart P60, $Y_{W,10}$=100, $Y_{N,10}$=10

Name	Bereich $X_{A,10}$	$Y_{A,10}$	$Z_{A,10}$	$X_{B,10}$	$Y_{B,10}$	λ_d	λ_c
R_d	563,775	66.93	47.78	10.5	0.5345	0.3815	592 482
Y_d	487,775	81.39	92.89	16.34	0.4269	0.4872	567 460
G_d	487,563	24.26	55.2	16.34	0.2532	0.5762	528 528c
C_d	380,563	39.97	62.32	104.02	0.1937	0.302	482 592
B_d	380,487	25.51	17.21	98.19	0.181	0.1221	460 567
M_d	563,487	82.65	54.9	98.19	0.3505	0.2328	528c 528
W_d	380,775	97.09	99.99	104.01	0.3224	0.3321	100%
N_d	380,775	9.7	9.99	10.4	0.3224	0.3321	10%
Z_d	380,775	17.47	17.99	18.72	0.3224	0.3321	18%

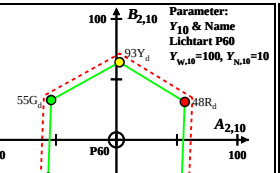

BGI21−1A

$XYZ_{W,10}$=97.65 , 100.0 , 95.55
$A_{2,10} = 2{,}5\,(a_{2,10} - a_{2,n,10})\,Y_{10}$
$B_{2,10} = 2{,}5\,B_c\,(b_{2,10} - b_{2,n,10})\,Y_{10}$
$a_{2,10} = a_{20}\,[\,(x_{10} - x_c)\,/\,y_{10}]$
$b_{2,10} = b_{20}\,[\,z_{10}\,/\,y_{10}]$
$a_{20} = 1,\ b_{20} = -0{,}4$
$x_c = 0{,}110,\ B_c = 0{,}900$
$C_{AB,2,10} = [A_{2,10}^2 + B_{2,10}^2]^{1/2}$
6 *Ostwald*-Farben (o)
von maximalem (m) $C_{AB,10}$ im Buntwertdiagram ($A_{2,10}$, $B_{2,10}$)
Lichtart P55, $Y_{W,10}$=100, $Y_{N,10}$=10

Name	Bereich $X_{A,10}$	$Y_{A,10}$	$Z_{A,10}$	$X_{B,10}$	$Y_{B,10}$	λ_d	λ_c
R_d	564,775	68.21	47.99	9.65	0.5419	0.3813	593 483
Y_d	488,775	83.33	93.29	15.22	0.4343	0.4862	568 460
G_d	488,564	24.97	55.39	15.22	0.2612	0.5794	529 529c
C_d	380,564	39.31	62.11	95.56	0.1995	0.3153	483 593
B_d	380,488	24.19	16.81	89.98	0.1847	0.1283	460 568
M_d	564,488	82.55	54.71	89.98	0.3632	0.2407	529c 529
W_d	380,775	97.65	100.0	95.55	0.333	0.341	100%
N_d	380,775	9.76	10.0	9.55	0.333	0.341	10%
Z_d	380,775	17.57	18.0	17.19	0.333	0.341	18%

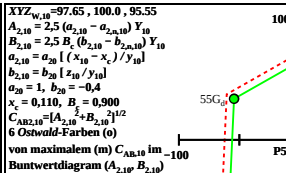

BGI21−2A

$XYZ_{W,10}$=98.51 , 99.99 , 86.17
$A_{2,10} = 2{,}5\,(a_{2,10} - a_{2,n,10})\,Y_{10}$
$B_{2,10} = 2{,}5\,B_c\,(b_{2,10} - b_{2,n,10})\,Y_{10}$
$a_{2,10} = a_{20}\,[\,(x_{10} - x_c)\,/\,y_{10}]$
$b_{2,10} = b_{20}\,[\,z_{10}\,/\,y_{10}]$
$a_{20} = 1,\ b_{20} = -0{,}4$
$x_c = 0{,}110,\ B_c = 1{,}000$
$C_{AB,2,10} = [A_{2,10}^2 + B_{2,10}^2]^{1/2}$
6 *Ostwald*-Farben (o)
von maximalem (m) $C_{AB,10}$ im Buntwertdiagram ($A_{2,10}$, $B_{2,10}$)
Lichtart P50, $Y_{W,10}$=100, $Y_{N,10}$=10

Name	Bereich $X_{A,10}$	$Y_{A,10}$	$Z_{A,10}$	$X_{B,10}$	$Y_{B,10}$	λ_d	λ_c
R_d	565,775	66.8	44.54	8.7	0.5564	0.371	597 484
Y_d	489,775	85.68	93.58	13.71	0.444	0.4849	569 461
G_d	489,565	28.83	59.14	13.71	0.2835	0.5815	534 534c
C_d	380,565	41.66	65.56	86.17	0.2154	0.339	484 597
B_d	380,489	22.78	16.52	81.16	0.1891	0.1371	461 569
M_d	565,489	79.63	50.96	81.16	0.376	0.2406	534c 534
W_d	380,775	98.51	99.99	86.17	0.346	0.3512	100%
N_d	380,775	9.85	9.99	8.61	0.346	0.3512	10%
Z_d	380,775	17.73	17.99	15.51	0.346	0.3512	18%

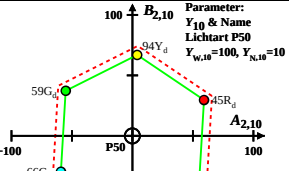

BGI21−3A

$XYZ_{W,10}$=99.8 , 100.0 , 75.8
$A_{2,10} = 2{,}5\,(a_{2,10} - a_{2,n,10})\,Y_{10}$
$B_{2,10} = 2{,}5\,B_c\,(b_{2,10} - b_{2,n,10})\,Y_{10}$
$a_{2,10} = a_{20}\,[\,(x_{10} - x_c)\,/\,y_{10}]$
$b_{2,10} = b_{20}\,[\,z_{10}\,/\,y_{10}]$
$a_{20} = 1,\ b_{20} = -0{,}4$
$x_c = 0{,}110,\ B_c = 1{,}100$
$C_{AB,2,10} = [A_{2,10}^2 + B_{2,10}^2]^{1/2}$
6 *Ostwald*-Farben (o)
von maximalem (m) $C_{AB,10}$ im Buntwertdiagram ($A_{2,10}$, $B_{2,10}$)
Lichtart P45, $Y_{W,10}$=100, $Y_{N,10}$=10

Name	Bereich $X_{A,10}$	$Y_{A,10}$	$Z_{A,10}$	$X_{B,10}$	$Y_{B,10}$	λ_d	λ_c
R_d	567,775	70.82	47.34	7.65	0.5628	0.3762	597 485
Y_d	490,775	88.57	92.93	10.81	0.4605	0.4832	571 465
G_d	490,567	27.82	55.69	10.81	0.2949	0.5903	536 536c
C_d	380,567	39.06	62.76	75.81	0.2198	0.3533	485 597
B_d	380,490	21.31	17.17	72.65	0.1917	0.1545	465 571
M_d	567,490	82.06	54.41	72.65	0.3923	0.2602	536c 536
W_d	380,775	99.8	100.0	75.8	0.3621	0.3628	100%
N_d	380,775	9.98	10.0	7.58	0.3621	0.3628	10%
Z_d	380,775	17.96	18.0	13.64	0.3621	0.3628	18%

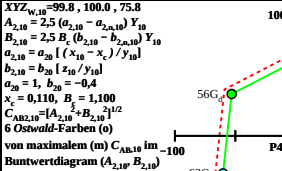

BGI21−4A

$XYZ_{W,10}$=101.75 , 100.0 , 64.44
$A_{2,10} = 2{,}5\,(a_{2,10} - a_{2,n,10})\,Y_{10}$
$B_{2,10} = 2{,}5\,B_c\,(b_{2,10} - b_{2,n,10})\,Y_{10}$
$a_{2,10} = a_{20}\,[\,(x_{10} - x_c)\,/\,y_{10}]$
$b_{2,10} = b_{20}\,[\,z_{10}\,/\,y_{10}]$
$a_{20} = 1,\ b_{20} = -0{,}4$
$x_c = 0{,}110,\ B_c = 1{,}300$
$C_{AB,2,10} = [A_{2,10}^2 + B_{2,10}^2]^{1/2}$
6 *Ostwald*-Farben (o)
von maximalem (m) $C_{AB,10}$ im Buntwertdiagram ($A_{2,10}$, $B_{2,10}$)
Lichtart P40, $Y_{W,10}$=100, $Y_{N,10}$=10

Name	Bereich $X_{A,10}$	$Y_{A,10}$	$Z_{A,10}$	$X_{B,10}$	$Y_{B,10}$	λ_d	λ_c
R_d	569,775	74.46	49.11	6.5	0.5724	0.3775	597 487
Y_d	492,775	92.34	94.1	9.87	0.4703	0.4793	572 465
G_d	492,569	28.16	55.09	9.87	0.3024	0.5915	535 535c
C_d	380,569	37.57	60.99	64.45	0.2304	0.3741	487 597
B_d	380,492	19.69	16.0	61.08	0.2034	0.1653	465 572
M_d	569,492	83.87	55.01	61.08	0.4194	0.2751	535c 535
W_d	380,775	101.75	100.0	64.44	0.3822	0.3756	100%
N_d	380,775	10.17	10.0	6.44	0.3822	0.3756	10%
Z_d	380,775	18.31	18.0	11.6	0.3822	0.3756	18%

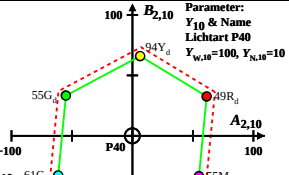

BGI21−5A

$XYZ_{W,10}$=104.71 , 99.99 , 52.16
$A_{2,10} = 2{,}5\,(a_{2,10} - a_{2,n,10})\,Y_{10}$
$B_{2,10} = 2{,}5\,B_c\,(b_{2,10} - b_{2,n,10})\,Y_{10}$
$a_{2,10} = a_{20}\,[\,(x_{10} - x_c)\,/\,y_{10}]$
$b_{2,10} = b_{20}\,[\,z_{10}\,/\,y_{10}]$
$a_{20} = 1,\ b_{20} = -0{,}4$
$x_c = 0{,}110,\ B_c = 1{,}800$
$C_{AB,2,10} = [A_{2,10}^2 + B_{2,10}^2]^{1/2}$
6 *Ostwald*-Farben (o)
von maximalem (m) $C_{AB,10}$ im Buntwertdiagram ($A_{2,10}$, $B_{2,10}$)
Lichtart P35, $Y_{W,10}$=100, $Y_{N,10}$=10

| Name | Bereich $X_{A,10}$ | $Y_{A,10}$ | $Z