Siehe ähnliche Dateien: http://farbe.li.tu-berlin.de/BGI1/BGI1.HTM
Technische Information: http://farbe.li.tu-berlin.de oder http://farbe.li.tu-berlin.de/

TUB-Registrierung: 20220301-BGI1/BGI1L0NA.TXT /.PS TUB-Material: Code=rha4ta
Anwendung für Beurteilung und Messung von Display- oder Druck-Ausgabe

$XYZ_{W,10}$=97.09 , 99.99 , 104.01
$A_{1,10} = 2{,}5\,(a_{1,10} - a_{1,n,10})\,Y_{10}$
$B_{1,10} = 2{,}5\,B_c\,(b_{1,10} - b_{1,n,10})\,Y_{10}$
$a_{1,10} = a_{20}\,[\,(x_{10} - x_c)\,/\,y_{10}]$
$b_{1,10} = b_{20}\,[\,z_{10}\,/\,y_{10}]$
$a_{20} = 1,\ b_{20} = -0{,}4$
$x_c = 0{,}110,\ B_c = 1{,}000$
$C_{AB1,10} = [A_{1,10}^2 + B_{1,10}^2]^{1/2}$
6 *Ostwald*-Farben (o)
von maximalem (m) $C_{AB,10}$ im
Buntwertdiagram ($A_{1,10}$, $B_{1,10}$)
Lichtart P60, $Y_{W,10}$=100, $Y_{N,10}$=4

Name	Bereich $X_{A,10}$	$Y_{A,10}$	$Z_{A,10}$	$x_{A,10}$	$y_{A,10}$	λ_d	λ_c
R_d	563,775	64.92	44.29	4.26	0.572	0.3903	592 482
Y_d	487,775	80.34	92.41	10.48	0.4384	0.5043	567 460
G_d	487,563	19.39	52.21	10.48	0.2362	0.6359	528 528c
C_d	380,563	36.15	59.8	104.02	0.1807	0.299	482 592
B_d	380,487	20.73	11.69	97.79	0.1592	0.0897	460 567
M_d	563,487	81.68	51.89	97.79	0.353	0.2242	528c 528
W_d	380,775	97.09	99.99	104.01	0.3224	0.3321	100%
N_d	380,775	3.88	3.99	4.16	0.3224	0.332	4%
Z_d	380,775	17.47	17.99	18.72	0.3224	0.3321	18%

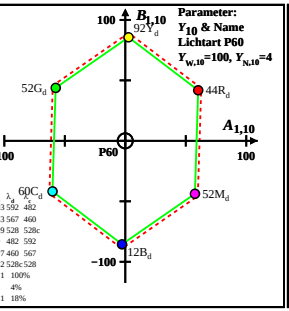

BGI10−1A

$XYZ_{W,10}$=97.65 , 100.0 , 95.55
$A_{1,10} = 2{,}5\,(a_{1,10} - a_{1,n,10})\,Y_{10}$
$B_{1,10} = 2{,}5\,B_c\,(b_{1,10} - b_{1,n,10})\,Y_{10}$
$a_{1,10} = a_{20}\,[\,(x_{10} - x_c)\,/\,y_{10}]$
$b_{1,10} = b_{20}\,[\,z_{10}\,/\,y_{10}]$
$a_{20} = 1,\ b_{20} = -0{,}4$
$x_c = 0{,}110,\ B_c = 1{,}000$
$C_{AB1,10} = [A_{1,10}^2 + B_{1,10}^2]^{1/2}$
6 *Ostwald*-Farben (o)
von maximalem (m) $C_{AB,10}$ im
Buntwertdiagram ($A_{1,10}$, $B_{1,10}$)
Lichtart P55, $Y_{W,10}$=100, $Y_{N,10}$=4

Name	Bereich $X_{A,10}$	$Y_{A,10}$	$Z_{A,10}$	$x_{A,10}$	$y_{A,10}$	λ_d	λ_c
R_d	564,775	66.24	44.52	3.91	0.5776	0.3882	593 483
Y_d	488,775	82.36	92.83	9.86	0.445	0.5016	568 460
G_d	488,564	20.12	52.41	9.86	0.2442	0.636	529 529c
C_d	380,564	35.41	59.57	95.55	0.1858	0.3126	483 593
B_d	380,488	19.29	11.26	89.61	0.1605	0.0937	460 568
M_d	564,488	81.53	51.69	89.61	0.3658	0.2319	529c 529
W_d	380,775	97.65	100.0	95.55	0.333	0.341	100%
N_d	380,775	3.9	4.0	3.82	0.333	0.341	4%
Z_d	380,775	17.57	18.0	17.19	0.333	0.341	18%

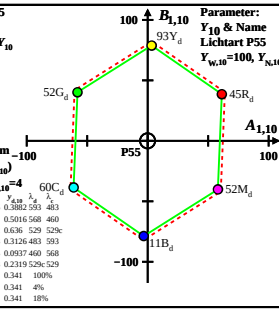

BGI10−2A

$XYZ_{W,10}$=98.51 , 99.99 , 86.17
$A_{1,10} = 2{,}5\,(a_{1,10} - a_{1,n,10})\,Y_{10}$
$B_{1,10} = 2{,}5\,B_c\,(b_{1,10} - b_{1,n,10})\,Y_{10}$
$a_{1,10} = a_{20}\,[\,(x_{10} - x_c)\,/\,y_{10}]$
$b_{1,10} = b_{20}\,[\,z_{10}\,/\,y_{10}]$
$a_{20} = 1,\ b_{20} = -0{,}4$
$x_c = 0{,}110,\ B_c = 1{,}000$
$C_{AB1,10} = [A_{1,10}^2 + B_{1,10}^2]^{1/2}$
6 *Ostwald*-Farben (o)
von maximalem (m) $C_{AB,10}$ im
Buntwertdiagram ($A_{1,10}$, $B_{1,10}$)
Lichtart P50, $Y_{W,10}$=100, $Y_{N,10}$=4

Name	Bereich $X_{A,10}$	$Y_{A,10}$	$Z_{A,10}$	$x_{A,10}$	$y_{A,10}$	λ_d	λ_c
R_d	565,775	64.68	40.83	3.53	0.5931	0.3744	597 484
Y_d	489,775	84.82	93.14	8.87	0.4539	0.4985	569 461
G_d	489,565	24.18	56.41	8.87	0.2702	0.6304	534 534c
C_d	380,565	37.87	63.26	86.17	0.2021	0.3377	484 597
B_d	380,489	17.72	10.95	80.82	0.1618	0.1	461 569
M_d	565,489	78.37	47.69	80.82	0.3788	0.2305	534c 534
W_d	380,775	98.51	99.99	86.17	0.346	0.3512	100%
N_d	380,775	3.94	3.99	3.44	0.346	0.3512	4%
Z_d	380,775	17.73	17.99	15.51	0.346	0.3512	18%

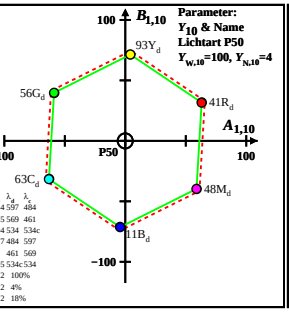

BGI10−3A

$XYZ_{W,10}$=99.8 , 100.0 , 75.8
$A_{1,10} = 2{,}5\,(a_{1,10} - a_{1,n,10})\,Y_{10}$
$B_{1,10} = 2{,}5\,B_c\,(b_{1,10} - b_{1,n,10})\,Y_{10}$
$a_{1,10} = a_{20}\,[\,(x_{10} - x_c)\,/\,y_{10}]$
$b_{1,10} = b_{20}\,[\,z_{10}\,/\,y_{10}]$
$a_{20} = 1,\ b_{20} = -0{,}4$
$x_c = 0{,}110,\ B_c = 1{,}000$
$C_{AB1,10} = [A_{1,10}^2 + B_{1,10}^2]^{1/2}$
6 *Ostwald*-Farben (o)
von maximalem (m) $C_{AB,10}$ im
Buntwertdiagram ($A_{1,10}$, $B_{1,10}$)
Lichtart P45, $Y_{W,10}$=100, $Y_{N,10}$=4

Name	Bereich $X_{A,10}$	$Y_{A,10}$	$Z_{A,10}$	$x_{A,10}$	$y_{A,10}$	λ_d	λ_c
R_d	567,775	68.89	43.82	3.1	0.5947	0.3783	597 485
Y_d	490,775	87.82	92.45	6.47	0.4702	0.495	571 465
G_d	490,567	23.02	52.73	6.47	0.2790	0.6412	536 536c
C_d	380,567	35.0	60.27	75.81	0.2046	0.3522	485 597
B_d	380,490	16.07	11.64	72.43	0.1605	0.1162	465 571
M_d	567,490	80.87	51.37	72.43	0.3951	0.2509	536c 536
W_d	380,775	99.8	100.0	75.8	0.3621	0.3628	100%
N_d	380,775	3.99	4.0	3.03	0.3621	0.3628	4%
Z_d	380,775	17.96	18.0	13.64	0.3621	0.3628	18%

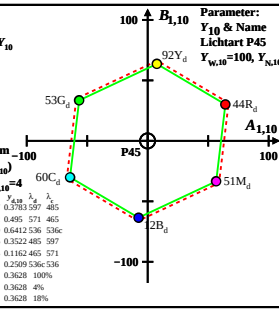

BGI10−4A

$XYZ_{W,10}$=101.75 , 100.0 , 64.44
$A_{1,10} = 2{,}5\,(a_{1,10} - a_{1,n,10})\,Y_{10}$
$B_{1,10} = 2{,}5\,B_c\,(b_{1,10} - b_{1,n,10})\,Y_{10}$
$a_{1,10} = a_{20}\,[\,(x_{10} - x_c)\,/\,y_{10}]$
$b_{1,10} = b_{20}\,[\,z_{10}\,/\,y_{10}]$
$a_{20} = 1,\ b_{20} = -0{,}4$
$x_c = 0{,}110,\ B_c = 1{,}000$
$C_{AB1,10} = [A_{1,10}^2 + B_{1,10}^2]^{1/2}$
6 *Ostwald*-Farben (o)
von maximalem (m) $C_{AB,10}$ im
Buntwertdiagram ($A_{1,10}$, $B_{1,10}$)
Lichtart P40, $Y_{W,10}$=100, $Y_{N,10}$=4

Name	Bereich $X_{A,10}$	$Y_{A,10}$	$Z_{A,10}$	$x_{A,10}$	$y_{A,10}$	λ_d	λ_c
R_d	569,775	72.63	45.71	2.64	0.6003	0.3778	597 487
Y_d	492,775	91.71	93.7	6.23	0.4785	0.4889	572 465
G_d	492,569	23.25	52.09	6.23	0.285	0.6385	535 535c
C_d	380,569	33.29	58.38	64.44	0.2132	0.3739	487 597
B_d	380,492	14.21	10.39	60.86	0.1662	0.1216	465 572
M_d	569,492	82.67	52.01	60.86	0.4227	0.2659	535c 535
W_d	380,775	101.75	100.0	64.44	0.3822	0.3756	100%
N_d	380,775	4.07	4.0	2.57	0.3822	0.3756	4%
Z_d	380,775	18.31	18.0	11.6	0.3822	0.3756	18%

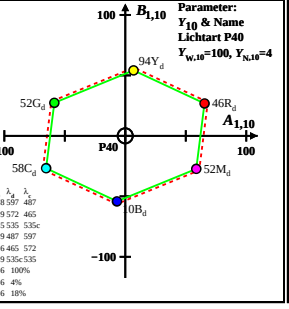

BGI10−5A

$XYZ_{W,10}$=104.71 , 99.99 , 52.16
$A_{1,10} = 2{,}5\,(a_{1,10} - a_{1,n,10})\,Y_{10}$
$B_{1,10} = 2{,}5\,B_c\,(b_{1,10} - b_{1,n,10})\,Y_{10}$
$a_{1,10} = a_{20}\,[\,(x_{10} - x_c)\,/\,y_{10}]$
$b_{1,10} = b_{20}\,[\,z_{10}\,/\,y_{10}]$
$a_{20} = 1,\ b_{20} = -0{,}4$
$x_c = 0{,}110,\ B_c = 1{,}000$
$C_{AB1,10} = [A_{1,10}^2 + B_{1,10}^2]^{1/2}$
6 *Ostwald*-Farben (o)
von maximalem (m) $C_{AB,10}$ im
Buntwertdiagram ($A_{1,10}$, $B_{1,10}$)
Lichtart P35, $Y_{W,10}$=100, $Y_{N,10}$=4

Name	Bereich $X_{A,10}$	$Y_{A,10}$	$Z_{A,10}$	$x_{A,10}$	$y_{A,10}$	λ_d	λ_c
R_d	571,775	73.72	43.85	2.13	0.6158	0.3663	601 489
Y_d	494,775	96.73	94.47	5.3	0.4922	0.4807	574 466
G_d	494,571	27.3	54.71	5.3	0.3126	0.6265	540 540c
C_d	380,571	35.28	60.24	52.16	0.2389	0.4079	489 601
B_d	380,494	12.27	9.63	49.0	0.1731	0.1358	466 574
M_d	571,494	81.7	49.39	49.0	0.4536	0.2742	540c 540
W_d	380,775	104.71	99.99	52.16	0.4076	0.3892	100%
N_d	380,775	4.18	3.99	2.08	0.4076	0.3892	4%
Z_d	380,775	18.84	17.99	9.38	0.4076	0.3892	18%

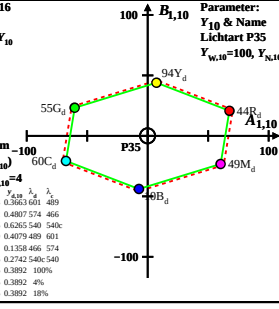

BGI10−6A

$XYZ_{W,10}$=109.29 , 99.99 , 39.19
$A_{1,10} = 2{,}5\,(a_{1,10} - a_{1,n,10})\,Y_{10}$
$B_{1,10} = 2{,}5\,B_c\,(b_{1,10} - b_{1,n,10})\,Y_{10}$
$a_{1,10} = a_{20}\,[\,(x_{10} - x_c)\,/\,y_{10}]$
$b_{1,10} = b_{20}\,[\,z_{10}\,/\,y_{10}]$
$a_{20} = 1,\ b_{20} = -0{,}4$
$x_c = 0{,}110,\ B_c = 1{,}000$
$C_{AB1,10} = [A_{1,10}^2 + B_{1,10}^2]^{1/2}$
6 *Ostwald*-Farben (o)
von maximalem (m) $C_{AB,10}$ im
Buntwertdiagram ($A_{1,10}$, $B_{1,10}$)
Lichtart P30, $Y_{W,10}$=100, $Y_{N,10}$=4

Name	Bereich $X_{A,10}$	$Y_{A,10}$	$Z_{A,10}$	$x_{A,10}$	$y_{A,10}$	λ_d	λ_c
R_d	574,775	80.72	47.39	1.6	0.6222	0.3653	602 491
Y_d	497,775	103.4	494.68	3.68	0.5125	0.4691	577 469
G_d	497,574	27.19	51.39	3.68	0.3305	0.6246	542 542c
C_d	380,574	33.05	56.7	39.2	0.2563	0.4397	491 602
B_d	380,497	10.33	9.41	37.12	0.1817	0.1655	469 577
M_d	574,497	86.58	52.71	37.12	0.4907	0.2987	542c 542
W_d	380,775	109.29	99.99	39.19	0.4398	0.4024	100%
N_d	380,775	4.37	3.99	1.56	0.4398	0.4024	4%
Z_d	380,775	19.67	17.99	7.05	0.4398	0.4024	18%

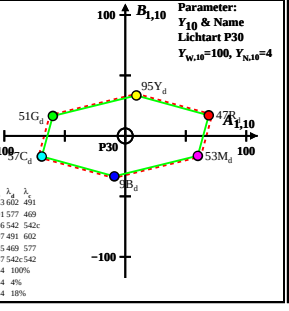

BGI10−7A

$XYZ_{W,10}$=116.54 , 99.99 , 26.13
$A_{1,10} = 2{,}5\,(a_{1,10} - a_{1,n,10})\,Y_{10}$
$B_{1,10} = 2{,}5\,B_c\,(b_{1,10} - b_{1,n,10})\,Y_{10}$
$a_{1,10} = a_{20}\,[\,(x_{10} - x_c)\,/\,y_{10}]$
$b_{1,10} = b_{20}\,[\,z_{10}\,/\,y_{10}]$
$a_{20} = 1,\ b_{20} = -0{,}4$
$x_c = 0{,}110,\ B_c = 1{,}000$
$C_{AB1,10} = [A_{1,10}^2 + B_{1,10}^2]^{1/2}$
6 *Ostwald*-Farben (o)
von maximalem (m) $C_{AB,10}$ im
Buntwertdiagram ($A_{1,10}$, $B_{1,10}$)
Lichtart P25, $Y_{W,10}$=100, $Y_{N,10}$=4

Name	Bereich $X_{A,10}$	$Y_{A,10}$	$Z_{A,10}$	$x_{A,10}$	$y_{A,10}$	λ_d	λ_c
R_d	578,775	87.32	48.86	1.07	0.6362	0.3559	605 495
Y_d	500,775	112.78	94.86	2.25	0.5373	0.4519	580 473
G_d	500,578	30.23	50.1	2.25	0.366	0.6066	547 547c
C_d	380,578	33.99	55.24	26.13	0.2946	0.4787	495 605
B_d	380,500	8.54	9.23	24.95	0.1999	0.2161	473 580
M_d	578,500	91.09	54.0	24.95	0.5356	0.3175	547c 547
W_d	380,775	116.54	99.99	26.13	0.4802	0.412	100%
N_d	380,775	4.66	3.99	1.04	0.4802	0.412	4%
Z_d	380,775	20.97	17.99	4.7	0.4802	0.412	18%

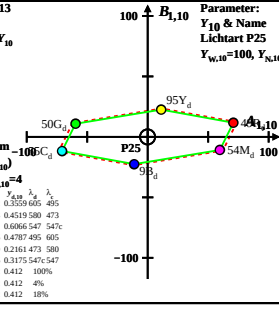

BGI10−8A

$XYZ_{W,10}$=97.09 , 99.99 , 104.01
$A_{2,10} = 2{,}5\,(a_{2,10} - a_{2,n,10})\,Y_{10}$
$B_{2,10} = 2{,}5\,B_c\,(b_{2,10} - b_{2,n,10})\,Y_{10}$
$a_{2,10} = a_{20}\,[\,(x_{10} - x_c)\,/\,y_{10}]$
$b_{2,10} = b_{20}\,[\,z_{10}\,/\,y_{10}]$
$a_{20} = 1,\ b_{20} = -0{,}4$
$x_c = 0{,}800,\ B_c = 0{,}800$
$C_{AB2,10} = [A_{2,10}^2 + B_{2,10}^2]^{1/2}$
6 *Ostwald*-Farben (o)
von maximalem (m) $C_{AB,10}$ im
Buntwertdiagram ($A_{2,10}$, $B_{2,10}$)
Lichtart P60, $Y_{W,10}$=100, $Y_{N,10}$=4

Name	Bereich $X_{A,10}$	$Y_{A,10}$	$Z_{A,10}$	$x_{A,10}$	$y_{A,10}$	λ_d	λ_c
R_d	563,775	64.92	44.29	4.26	0.572	0.3903	592 482
Y_d	487,775	80.34	92.41	10.48	0.4384	0.5043	567 460
G_d	487,563	19.39	52.21	10.48	0.2362	0.6359	528 528c
C_d	380,563	36.15	59.8	104.02	0.1807	0.299	482 592
B_d	380,487	20.73	11.69	97.79	0.1592	0.0897	460 567
M_d	563,487	81.68	51.89	97.79	0.353	0.2242	528c 528
W_d	380,775	97.09	99.99	104.01	0.3224	0.3321	100%
N_d	380,775	3.88	3.99	4.16	0.3224	0.332	4%
Z_d	380,775	17.47	17.99	18.72	0.3224	0.3321	18%

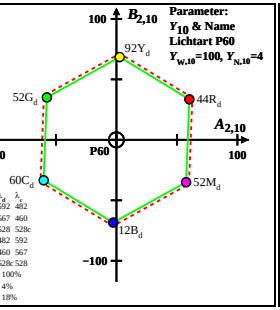

BGI11−1A

$XYZ_{W,10}$=97.65 , 100.0 , 95.55
$A_{2,10} = 2{,}5\,(a_{2,10} - a_{2,n,10})\,Y_{10}$
$B_{2,10} = 2{,}5\,B_c\,(b_{2,10} - b_{2,n,10})\,Y_{10}$
$a_{2,10} = a_{20}\,[\,(x_{10} - x_c)\,/\,y_{10}]$
$b_{2,10} = b_{20}\,[\,z_{10}\,/\,y_{10}]$
$a_{20} = 1,\ b_{20} = -0{,}4$
$x_c = 0{,}110,\ B_c = 0{,}900$
$C_{AB2,10} = [A_{2,10}^2 + B_{2,10}^2]^{1/2}$
6 *Ostwald*-Farben (o)
von maximalem (m) $C_{AB,10}$ im
Buntwertdiagram ($A_{2,10}$, $B_{2,10}$)
Lichtart P55, $Y_{W,10}$=100, $Y_{N,10}$=4

Name	Bereich $X_{A,10}$	$Y_{A,10}$	$Z_{A,10}$	$x_{A,10}$	$y_{A,10}$	λ_d	λ_c
R_d	564,775	66.24	44.52	3.91	0.5776	0.3882	593 483
Y_d	488,775	82.36	92.83	9.86	0.445	0.5016	568 460
G_d	488,564	20.12	52.41	9.86	0.2442	0.636	529 529c
C_d	380,564	35.41	59.57	95.55	0.1858	0.3126	483 593
B_d	380,488	19.29	11.26	89.61	0.1605	0.0937	460 568
M_d	564,488	81.53	51.69	89.61	0.3658	0.2319	529c 529
W_d	380,775	97.65	100.0	95.55	0.333	0.341	100%
N_d	380,775	3.9	4.0	3.82	0.333	0.341	4%
Z_d	380,775	17.57	18.0	17.19	0.333	0.341	18%

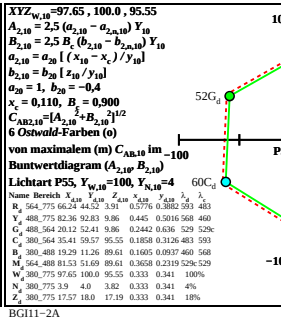

BGI11−2A

$XYZ_{W,10}$=98.51 , 99.99 , 86.17
$A_{2,10} = 2{,}5\,(a_{2,10} - a_{2,n,10})\,Y_{10}$
$B_{2,10} = 2{,}5\,B_c\,(b_{2,10} - b_{2,n,10})\,Y_{10}$
$a_{2,10} = a_{20}\,[\,(x_{10} - x_c)\,/\,y_{10}]$
$b_{2,10} = b_{20}\,[\,z_{10}\,/\,y_{10}]$
$a_{20} = 1,\ b_{20} = -0{,}4$
$x_c = 0{,}110,\ B_c = 1{,}000$
$C_{AB2,10} = [A_{2,10}^2 + B_{2,10}^2]^{1/2}$
6 *Ostwald*-Farben (o)
von maximalem (m) $C_{AB,10}$ im
Buntwertdiagram ($A_{2,10}$, $B_{2,10}$)
Lichtart P50, $Y_{W,10}$=100, $Y_{N,10}$=4

Name	Bereich $X_{A,10}$	$Y_{A,10}$	$Z_{A,10}$	$x_{A,10}$	$y_{A,10}$	λ_d	λ_c
R_d	565,775	64.68	40.83	3.53	0.5931	0.3744	597 484
Y_d	489,775	84.82	93.14	8.87	0.4539	0.4985	569 461
G_d	489,565	24.18	56.41	8.87	0.2702	0.6304	534 534c
C_d	380,565	37.87	63.26	86.17	0.2021	0.3377	484 597
B_d	380,489	17.72	10.95	80.82	0.1618	0.1	461 569
M_d	565,489	78.37	47.69	80.82	0.3788	0.2305	534c 534
W_d	380,775	98.51	99.99	86.17	0.346	0.3512	100%
N_d	380,775	3.94	3.99	3.44	0.346	0.3512	4%
Z_d	380,775	17.73	17.99	15.51	0.346	0.3512	18%

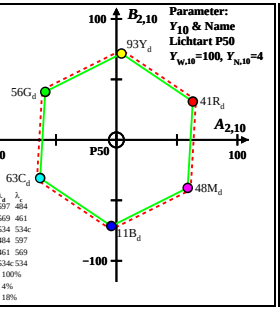

BGI11−3A

$XYZ_{W,10}$=99.8 , 100.0 , 75.8
$A_{2,10} = 2{,}5\,(a_{2,10} - a_{2,n,10})\,Y_{10}$
$B_{2,10} = 2{,}5\,B_c\,(b_{2,10} - b_{2,n,10})\,Y_{10}$
$a_{2,10} = a_{20}\,[\,(x_{10} - x_c)\,/\,y_{10}]$
$b_{2,10} = b_{20}\,[\,z_{10}\,/\,y_{10}]$
$a_{20} = 1,\ b_{20} = -0{,}4$
$x_c = 0{,}110,\ B_c = 1{,}100$
$C_{AB2,10} = [A_{2,10}^2 + B_{2,10}^2]^{1/2}$
6 *Ostwald*-Farben (o)
von maximalem (m) $C_{AB,10}$ im
Buntwertdiagram ($A_{2,10}$, $B_{2,10}$)
Lichtart P45, $Y_{W,10}$=100, $Y_{N,10}$=4

Name	Bereich $X_{A,10}$	$Y_{A,10}$	$Z_{A,10}$	$x_{A,10}$	$y_{A,10}$	λ_d	λ_c
R_d	567,775	68.89	43.82	3.1	0.5947	0.3783	597 485
Y_d	490,775	87.82	92.45	6.47	0.4702	0.495	571 465
G_d	490,567	23.02	52.73	6.47	0.2790	0.6412	536 536c
C_d	380,567	35.0	60.27	75.81	0.2046	0.3522	485 597
B_d	380,490	16.07	11.64	72.43	0.1605	0.1162	465 571
M_d	567,490	80.87	51.37	72.43	0.3951	0.2509	536c 536
W_d	380,775	99.8	100.0	75.8	0.3621	0.3628	100%
N_d	380,775	3.99	4.0	3.03	0.3621	0.3628	4%
Z_d	380,775	17.96	18.0	13.64	0.3621	0.3628	18%

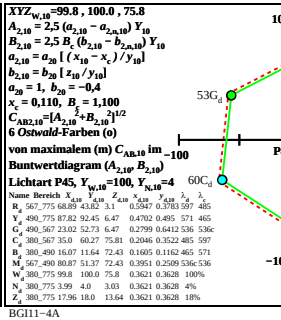

BGI11−4A

$XYZ_{W,10}$=101.75 , 100.0 , 64.44
$A_{2,10} = 2{,}5\,(a_{2,10} - a_{2,n,10})\,Y_{10}$
$B_{2,10} = 2{,}5\,B_c\,(b_{2,10} - b_{2,n,10})\,Y_{10}$
$a_{2,10} = a_{20}\,[\,(x_{10} - x_c)\,/\,y_{10}]$
$b_{2,10} = b_{20}\,[\,z_{10}\,/\,y_{10}]$
$a_{20} = 1,\ b_{20} = -0{,}4$
$x_c = 0{,}110,\ B_c = 1{,}300$
$C_{AB2,10} = [A_{2,10}^2 + B_{2,10}^2]^{1/2}$
6 *Ostwald*-Farben (o)
von maximalem (m) $C_{AB,10}$ im
Buntwertdiagram ($A_{2,10}$, $B_{2,10}$)
Lichtart P40, $Y_{W,10}$=100, $Y_{N,10}$=4

Name	Bereich $X_{A,10}$	$Y_{A,10}$	$Z_{A,10}$	$x_{A,10}$	$y_{A,10}$	λ_d	λ_c
R_d	569,775	72.63	45.71	2.64	0.6003	0.3778	597 487
Y_d	492,775	91.71	93.7	6.23	0.4785	0.4889	572 465
G_d	492,569	23.25	52.09	6.23	0.285	0.6385	535 535c
C_d	380,569	33.29	58.38	64.44	0.2132	0.3739	487 597
B_d	380,492	14.21	10.39	60.86	0.1662	0.1216	465 572
M_d	569,492	82.67	52.01	60.86	0.4227	0.2659	535c 535
W_d	380,775	101.75	100.0	64.44	0.3822	0.3756	100%
N_d	380,775	4.07	4.0	2.57	0.3822	0.3756	4%
Z_d	380,775	18.31	18.0	11.6	0.3822	0.3756	18%

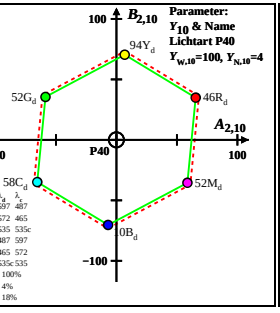

BGI11−5A

$XYZ_{W,10}$=104.71 , 99.99 , 52.16
$A_{2,10} = 2{,}5\,(a_{2,10} - a_{2,n,10})\,Y_{10}$
$B_{2,10} = 2{,}5\,B_c\,(b_{2,10} - b_{2,n,10})\,Y_{10}$
$a_{2,10} = a_{20}\,[\,(x_{10} - x_c)\,/\,y_{10}]$
$b_{2,10} = b_{20}\,[\,z_{10}\,/\,y_{10}]$
$a_{20} = 1,\ b_{20} = -0{,}4$
$x_c = 0{,}110,\ B_c = 1{,}800$
$C_{AB2,10} = [A_{2,10}^2 + B_{2,10}^2]^{1/2}$
6 *Ostwald*-Farben (o)
von maximalem (m) $C_{AB,10}$ im
Buntwertdiagram ($A_{2,10}$, $B_{2,10}$)
Lichtart P35, $Y_{W,10}$=100