XYZ_W=95.04 , 100.0 , 108.89
$A_2 = 2{,}5\ (a_2 - a_{2n})\ Y$
$B_2 = 2{,}5\ B_c\ (b_2 - b_{2n})\ Y$
$a_2 = a_{2n}\ [\ (x - x_c)\ /y]$
$b_2 = b_{2n}\ [\ z\ /y]$
$a_{2n} = 1,\ b_{2n} = -0{,}4$
$x_c = 0{,}110,\ B_c = 0{,}800$
$C_{AB2} = [A_2^2 + B_2^2]^{1/2}$
6 *Ostwald*-Farben (o)
von maximalem (m) C_{AB} im
Buntwertdiagram (A_2, B_2)
Lichtart D65, Y_W=100, Y_N=50

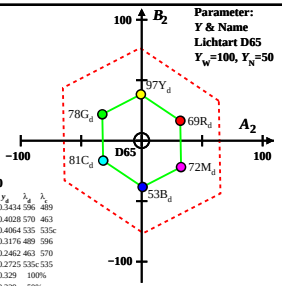

Name	Bereich	X_d	Y_d	Z_d	x_d	y_d	λ_d	λ_c
R_d	567_775	77.4	69.03	54.57	0.385	0.3434	596	489
Y_d	493_775	86.13	97.18	57.92	0.357	0.4028	570	463
G_d	493_567	56.35	78.24	57.9	0.2927	0.4064	535	535c
C_d	380_567	65.3	81.11	108.92	0.2557	0.3176	489	596
B_d	380_493	56.57	52.96	105.57	0.2629	0.2462	463	570
M_d	567_493	86.35	71.9	105.59	0.3272	0.2725	535c	535
W_d	380_775	95.04	100.0	108.89	0.3127	0.329	100%	
N_d	380_775	47.52	50.0	54.44	0.3127	0.329	50%	
Z_d	380_775	17.1	18.0	19.6	0.3127	0.329	18%	

BGH91−1A

XYZ_W=96.42 , 100.0 , 82.49
$A_2 = 2{,}5\ (a_2 - a_{2n})\ Y$
$B_2 = 2{,}5\ B_c\ (b_2 - b_{2n})\ Y$
$a_2 = a_{2n}\ [\ (x - x_c)\ /y]$
$b_2 = b_{2n}\ [\ z\ /y]$
$a_{2n} = 1,\ b_{2n} = -0{,}4$
$x_c = 0{,}110,\ B_c = 1{,}000$
$C_{AB2} = [A_2^2 + B_2^2]^{1/2}$
6 *Ostwald*-Farben (o)
von maximalem (m) C_{AB} im
Buntwertdiagram (A_2, B_2)
Lichtart D50, Y_W=100, Y_N=50

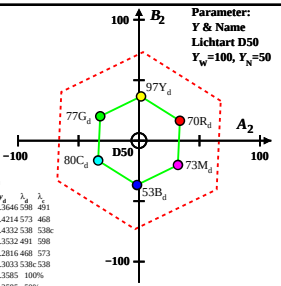

Name	Bereich	X_d	Y_d	Z_d	x_d	y_d	λ_d	λ_c
R_d	570_775	80.72	70.07	41.35	0.42	0.3646	598	491
Y_d	496_775	89.81	97.06	43.46	0.3899	0.4214	573	468
G_d	496_570	57.4	77.09	43.43	0.3226	0.4332	538	538c
C_d	380_570	64.05	80.07	82.51	0.2826	0.3532	491	598
B_d	380_496	54.96	53.08	80.4	0.2916	0.2816	468	573
M_d	570_496	87.37	73.05	80.43	0.3627	0.3033	538c	538
W_d	380_775	96.42	100.0	82.49	0.3457	0.3585	100%	
N_d	380_775	48.21	50.0	41.24	0.3457	0.3585	50%	
Z_d	380_775	17.35	18.0	14.84	0.3457	0.3585	18%	

BGH91−2A

XYZ_W=100.93 , 100.0 , 64.68
$A_2 = 2{,}5\ (a_2 - a_{2n})\ Y$
$B_2 = 2{,}5\ B_c\ (b_2 - b_{2n})\ Y$
$a_2 = a_{2n}\ [\ (x - x_c)\ /y]$
$b_2 = b_{2n}\ [\ z\ /y]$
$a_{2n} = 1,\ b_{2n} = -0{,}4$
$x_c = 0{,}110,\ B_c = 1{,}300$
$C_{AB2} = [A_2^2 + B_2^2]^{1/2}$
6 *Ostwald*-Farben (o)
von maximalem (m) C_{AB} im
Buntwertdiagram (A_2, B_2)
Lichtart P40, Y_W=100, Y_N=50

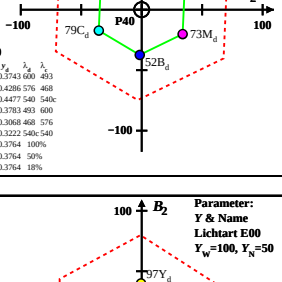

Name	Bereich	X_d	Y_d	Z_d	x_d	y_d	λ_d	λ_c
R_d	573_775	85.62	70.65	32.43	0.4537	0.3743	600	493
Y_d	498_775	95.81	97.72	34.43	0.4202	0.4286	576	468
G_d	498_573	60.75	77.17	34.41	0.3525	0.4477	540	540c
C_d	380_573	65.92	79.49	64.69	0.3137	0.3783	493	600
B_d	380_498	55.73	52.42	62.69	0.3262	0.3068	468	576
M_d	573_498	90.79	72.97	62.71	0.4008	0.3222	540c	540
W_d	380_775	100.93	100.0	64.68	0.3799	0.3764	100%	
N_d	380_775	50.46	50.0	32.34	0.3799	0.3764	50%	
Z_d	380_775	18.16	18.0	11.64	0.3799	0.3764	18%	

BGH91−3A

XYZ_W=109.84 , 99.99 , 35.58
$A_2 = 2{,}5\ (a_2 - a_{2n})\ Y$
$B_2 = 2{,}5\ B_c\ (b_2 - b_{2n})\ Y$
$a_2 = a_{2n}\ [\ (x - x_c)\ /y]$
$b_2 = b_{2n}\ [\ z\ /y]$
$a_{2n} = 1,\ b_{2n} = -0{,}4$
$x_c = 0{,}110,\ B_c = 2{,}500$
$C_{AB2} = [A_2^2 + B_2^2]^{1/2}$
6 *Ostwald*-Farben (o)
von maximalem (m) C_{AB} im
Buntwertdiagram (A_2, B_2)
Lichtart A00, Y_W=100, Y_N=50

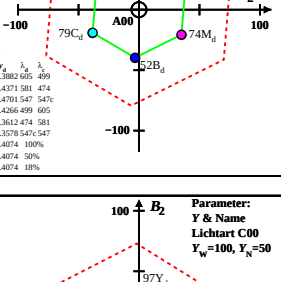

Name	Bereich	X_d	Y_d	Z_d	x_d	y_d	λ_d	λ_c
R_d	579_775	94.93	71.58	17.84	0.5149	0.3882	605	499
Y_d	504_775	107.21	98.04	18.99	0.4781	0.4371	581	474
G_d	504_579	67.31	76.55	18.97	0.4133	0.4701	547	547c
C_d	380_579	70.0	78.56	35.57	0.3801	0.4266	499	605
B_d	380_504	57.72	52.1	34.43	0.4001	0.3612	474	581
M_d	579_504	97.62	73.59	34.45	0.4746	0.3578	547c	547
W_d	380_775	109.84	99.99	35.58	0.4475	0.4074	100%	
N_d	380_775	54.92	49.99	17.79	0.4475	0.4074	50%	
Z_d	380_775	19.77	17.99	6.4	0.4475	0.4074	18%	

BGH91−4A

XYZ_W=100.0 , 100.0 , 100.0
$A_2 = 2{,}5\ (a_2 - a_{2n})\ Y$
$B_2 = 2{,}5\ B_c\ (b_2 - b_{2n})\ Y$
$a_2 = a_{2n}\ [\ (x - x_c)\ /y]$
$b_2 = b_{2n}\ [\ z\ /y]$
$a_{2n} = 1,\ b_{2n} = -0{,}4$
$x_c = 0{,}110,\ B_c = 0{,}900$
$C_{AB2} = [A_2^2 + B_2^2]^{1/2}$
6 *Ostwald*-Farben (o)
von maximalem (m) C_{AB} im
Buntwertdiagram (A_2, B_2)
Lichtart E00, Y_W=100, Y_N=50

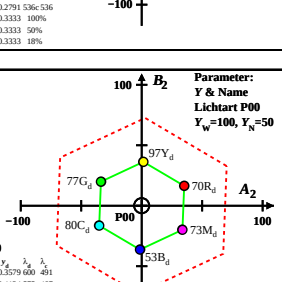

Name	Bereich	X_d	Y_d	Z_d	x_d	y_d	λ_d	λ_c
R_d	570_775	82.79	70.26	50.12	0.4074	0.3458	598	489
Y_d	494_775	91.73	97.45	53.1	0.3786	0.4022	573	463
G_d	494_570	59.04	77.29	53.07	0.3117	0.408	536	536c
C_d	380_570	67.35	79.88	100.02	0.2724	0.323	489	598
B_d	380_494	58.41	52.69	97.05	0.2806	0.2531	463	573
M_d	570_494	91.1	72.85	97.07	0.349	0.2791	536c	536
W_d	380_775	100.0	100.0	100.0	0.3333	0.3333	100%	
N_d	380_775	50.0	50.0	50.0	0.3333	0.3333	50%	
Z_d	380_775	18.0	18.0	18.0	0.3333	0.3333	18%	

BGH91−5A

XYZ_W=98.07 , 100.0 , 118.22
$A_2 = 2{,}5\ (a_2 - a_{2n})\ Y$
$B_2 = 2{,}5\ B_c\ (b_2 - b_{2n})\ Y$
$a_2 = a_{2n}\ [\ (x - x_c)\ /y]$
$b_2 = b_{2n}\ [\ z\ /y]$
$a_{2n} = 1,\ b_{2n} = -0{,}4$
$x_c = 0{,}110,\ B_c = 0{,}700$
$C_{AB2} = [A_2^2 + B_2^2]^{1/2}$
6 *Ostwald*-Farben (o)
von maximalem (m) C_{AB} im
Buntwertdiagram (A_2, B_2)
Lichtart C00, Y_W=100, Y_N=50

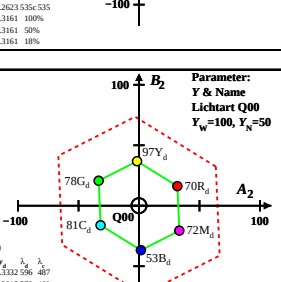

Name	Bereich	X_d	Y_d	Z_d	x_d	y_d	λ_d	λ_c
R_d	567_775	79.69	69.69	59.25	0.3819	0.334	596	487
Y_d	492_775	88.31	97.06	62.69	0.3559	0.3912	571	463
G_d	492_567	57.75	77.47	62.66	0.2918	0.3914	535	535c
C_d	380_567	67.55	80.45	118.25	0.2537	0.3021	487	596
B_d	380_492	58.94	53.08	114.82	0.2598	0.234	463	571
M_d	567_492	89.5	72.67	114.84	0.323	0.2623	535c	535
W_d	380_775	98.07	100.0	118.22	0.31	0.3161	100%	
N_d	380_775	49.03	50.0	59.11	0.31	0.3161	50%	
Z_d	380_775	17.65	18.0	21.28	0.31	0.3161	18%	

BGH91−6A

XYZ_W=102.06 , 100.0 , 81.06
$A_2 = 2{,}5\ (a_2 - a_{2n})\ Y$
$B_2 = 2{,}5\ B_c\ (b_2 - b_{2n})\ Y$
$a_2 = a_{2n}\ [\ (x - x_c)\ /y]$
$b_2 = b_{2n}\ [\ z\ /y]$
$a_{2n} = 1,\ b_{2n} = -0{,}4$
$x_c = 0{,}110,\ B_c = 1{,}000$
$C_{AB2} = [A_2^2 + B_2^2]^{1/2}$
6 *Ostwald*-Farben (o)
von maximalem (m) C_{AB} im
Buntwertdiagram (A_2, B_2)
Lichtart P00, Y_W=100, Y_N=50

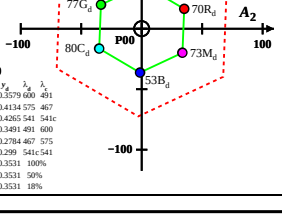

Name	Bereich	X_d	Y_d	Z_d	x_d	y_d	λ_d	λ_c
R_d	572_775	85.59	70.37	40.63	0.4353	0.3579	600	491
Y_d	496_775	95.45	97.28	42.56	0.4056	0.4134	575	467
G_d	496_572	60.99	77.01	42.54	0.3378	0.4265	541	541c
C_d	380_572	67.65	79.77	81.07	0.296	0.3491	491	600
B_d	380_496	57.8	52.86	79.14	0.3045	0.2784	467	575
M_d	572_496	92.26	73.13	79.17	0.3772	0.299	541c	541
W_d	380_775	102.06	100.0	81.06	0.3604	0.3531	100%	
N_d	380_775	51.03	50.0	40.53	0.3604	0.3531	50%	
Z_d	380_775	18.37	18.0	14.59	0.3604	0.3531	18%	

BGH91−7A

XYZ_W=97.93 , 100.0 , 118.95
$A_2 = 2{,}5\ (a_2 - a_{2n})\ Y$
$B_2 = 2{,}5\ B_c\ (b_2 - b_{2n})\ Y$
$a_2 = a_{2n}\ [\ (x - x_c)\ /y]$
$b_2 = b_{2n}\ [\ z\ /y]$
$a_{2n} = 1,\ b_{2n} = -0{,}4$
$x_c = 0{,}110,\ B_c = 0{,}700$
$C_{AB2} = [A_2^2 + B_2^2]^{1/2}$
6 *Ostwald*-Farben (o)
von maximalem (m) C_{AB} im
Buntwertdiagram (A_2, B_2)
Lichtart Q00, Y_W=100, Y_N=50

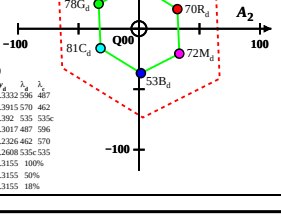

Name	Bereich	X_d	Y_d	Z_d	x_d	y_d	λ_d	λ_c
R_d	567_775	79.52	69.54	59.62	0.381	0.3332	596	487
Y_d	492_775	87.99	97.23	63.08	0.3543	0.3915	570	462
G_d	492_567	57.54	77.78	63.06	0.29	0.392	535	535c
C_d	380_567	67.52	80.6	118.98	0.2527	0.3017	487	596
B_d	380_492	59.04	52.91	115.52	0.2595	0.2326	462	570
M_d	567_492	89.5	72.36	115.54	0.3226	0.2608	535c	535
W_d	380_775	97.93	100.0	118.95	0.309	0.3155	100%	
N_d	380_775	48.96	50.0	59.47	0.309	0.3155	50%	
Z_d	380_775	17.62	18.0	21.41	0.309	0.3155	18%	

BGH91−8A