XYZ_W=97.06 , 99.99 , 104.57
$A_1 = 2{,}5\,(a_1 - a_{1,n})\,Y$
$B_1 = 2{,}5\,B_c\,(b_1 - b_{1,n})\,Y$
$a_1 = a_{20}\,[\,(x - x_c)/y\,]$
$b_1 = b_{20}\,[\,z/y\,]$
$a_{20} = 1,\ b_{20} = -0{,}4$
$x_c = 0{,}110,\ B_c = 1{,}000$
$C_{AB1} = [A_1^2 + B_1^2]^{1/2}$
6 *Ostwald*-Farben (o)
von maximalem (m) C_{AB} im
Buntwertdiagram (A_1, B_1)
Lichtart P60, Y_W=100, Y_N=0

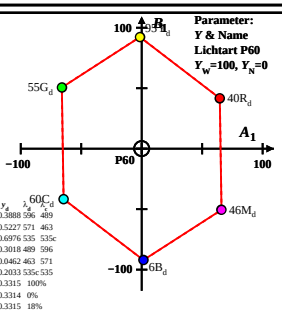

Name	Bereich	X_d	Y_d	Z_d	x_d	y_d	λ_d	λ_c
R_d	568..775	62.81	40.12	0.26	0.6086	0.3888	596	489
Y_d	494..775	75.75	94.58	6.61	0.4407	0.5227	571	463
G_d	494..568	17.12	54.66	6.56	0.2186	0.6976	535	535c
C_d	380..569	34.44	60.07	104.52	0.1773	0.3018	489	596
B_d	380..494	17.51	5.61	98.17	0.1443	0.0462	463	571
M_d	568..494	80.13	45.53	98.22	0.3579	0.2033	535c	535
W_d	380..775	97.06	99.99	104.57	0.3218	0.3315	100%	
N_d	380..775	0.09	0.09	0.1	0.3216	0.3314	0%	
Z_d	380..775	17.47	17.99	18.82	0.3218	0.3315	18%	

BGH00−1A

XYZ_W=97.45 , 100.0 , 95.98
$A_1 = 2{,}5\,(a_1 - a_{1,n})\,Y$
$B_1 = 2{,}5\,B_c\,(b_1 - b_{1,n})\,Y$
$a_1 = a_{20}\,[\,(x - x_c)/y\,]$
$b_1 = b_{20}\,[\,z/y\,]$
$a_{20} = 1,\ b_{20} = -0{,}4$
$x_c = 0{,}110,\ B_c = 1{,}000$
$C_{AB1} = [A_1^2 + B_1^2]^{1/2}$
6 *Ostwald*-Farben (o)
von maximalem (m) C_{AB} im
Buntwertdiagram (A_1, B_1)
Lichtart P55, Y_W=100, Y_N=0

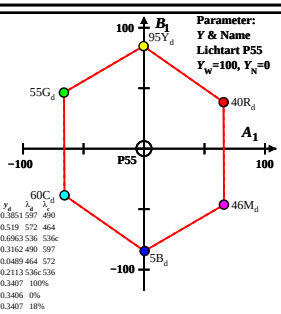

Name	Bereich	X_d	Y_d	Z_d	x_d	y_d	λ_d	λ_c
R_d	569..775	64.09	40.3	0.24	0.6124	0.3851	597	490
Y_d	494..775	81.66	94.73	6.1	0.4474	0.519	572	464
G_d	494..569	17.76	54.62	6.05	0.2264	0.6963	536	536c
C_d	380..569	33.55	59.89	95.93	0.1771	0.3162	490	597
B_d	380..494	15.98	5.46	90.06	0.1433	0.0489	464	572
M_d	569..494	79.88	45.57	90.11	0.3705	0.2113	536c	536
W_d	380..775	97.45	100.0	95.98	0.3321	0.3407	100%	
N_d	380..775	0.09	0.1	0.09	0.332	0.3406	0%	
Z_d	380..775	17.54	18.0	17.27	0.3321	0.3407	18%	

BGH00−2A

XYZ_W=98.12 , 100.0 , 86.5
$A_1 = 2{,}5\,(a_1 - a_{1,n})\,Y$
$B_1 = 2{,}5\,B_c\,(b_1 - b_{1,n})\,Y$
$a_1 = a_{20}\,[\,(x - x_c)/y\,]$
$b_1 = b_{20}\,[\,z/y\,]$
$a_{20} = 1,\ b_{20} = -0{,}4$
$x_c = 0{,}110,\ B_c = 1{,}000$
$C_{AB1} = [A_1^2 + B_1^2]^{1/2}$
6 *Ostwald*-Farben (o)
von maximalem (m) C_{AB} im
Buntwertdiagram (A_1, B_1)
Lichtart P50, Y_W=100, Y_N=0

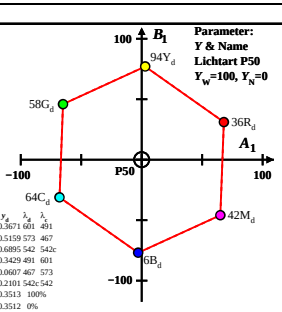

Name	Bereich	X_d	Y_d	Z_d	x_d	y_d	λ_d	λ_c
R_d	570..775	62.23	36.23	0.21	0.6306	0.3671	601	491
Y_d	495..775	83.94	93.94	4.2	0.4609	0.5159	573	467
G_d	495..570	21.9	57.9	4.16	0.2608	0.6895	542	542c
C_d	380..570	36.08	63.96	86.46	0.1934	0.3429	491	601
B_d	380..495	14.37	6.25	82.46	0.1394	0.0607	467	573
M_d	570..495	76.41	42.29	82.5	0.3797	0.2101	542c	542
W_d	380..775	98.12	100.0	86.5	0.3447	0.3513	100%	
N_d	380..775	0.09	0.1	0.08	0.3446	0.3512	0%	
Z_d	380..775	17.66	18.0	15.57	0.3447	0.3513	18%	

BGH00−3A

XYZ_W=99.2 , 100.0 , 76.07
$A_1 = 2{,}5\,(a_1 - a_{1,n})\,Y$
$B_1 = 2{,}5\,B_c\,(b_1 - b_{1,n})\,Y$
$a_1 = a_{20}\,[\,(x - x_c)/y\,]$
$b_1 = b_{20}\,[\,z/y\,]$
$a_{20} = 1,\ b_{20} = -0{,}4$
$x_c = 0{,}110,\ B_c = 1{,}000$
$C_{AB1} = [A_1^2 + B_1^2]^{1/2}$
6 *Ostwald*-Farben (o)
von maximalem (m) C_{AB} im
Buntwertdiagram (A_1, B_1)
Lichtart P45, Y_W=100, Y_N=0

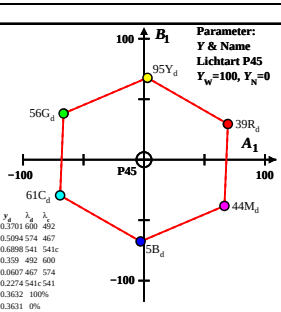

Name	Bereich	X_d	Y_d	Z_d	x_d	y_d	λ_d	λ_c
R_d	572..775	66.26	39.05	0.19	0.628	0.3701	600	492
Y_d	497..775	86.88	94.74	4.35	0.4671	0.5094	574	467
G_d	497..572	20.81	55.88	4.31	0.2569	0.6898	541	541c
C_d	380..572	33.13	61.14	76.02	0.1945	0.359	492	600
B_d	380..497	12.52	5.45	71.86	0.1393	0.0607	467	574
M_d	572..497	78.58	44.31	71.91	0.4034	0.2274	541c	541
W_d	380..775	99.2	100.0	76.07	0.3603	0.3632	100%	
N_d	380..775	0.09	0.1	0.07	0.3602	0.3631	0%	
Z_d	380..775	17.85	18.0	13.69	0.3603	0.3632	18%	

BGH00−4A

XYZ_W=100.93 , 100.0 , 64.68
$A_1 = 2{,}5\,(a_1 - a_{1,n})\,Y$
$B_1 = 2{,}5\,B_c\,(b_1 - b_{1,n})\,Y$
$a_1 = a_{20}\,[\,(x - x_c)/y\,]$
$b_1 = b_{20}\,[\,z/y\,]$
$a_{20} = 1,\ b_{20} = -0{,}4$
$x_c = 0{,}110,\ B_c = 1{,}000$
$C_{AB1} = [A_1^2 + B_1^2]^{1/2}$
6 *Ostwald*-Farben (o)
von maximalem (m) C_{AB} im
Buntwertdiagram (A_1, B_1)
Lichtart P40, Y_W=100, Y_N=0

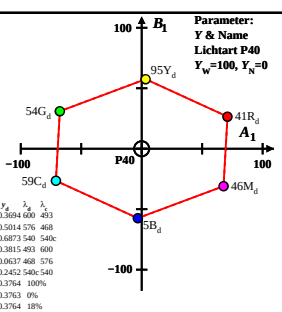

Name	Bereich	X_d	Y_d	Z_d	x_d	y_d	λ_d	λ_c
R_d	573..775	70.25	41.25	0.17	0.629	0.3694	600	493
Y_d	498..775	90.6	95.35	4.18	0.4765	0.5014	576	468
G_d	498..573	20.55	54.29	4.13	0.2602	0.6873	540	540c
C_d	380..573	30.88	58.94	64.64	0.1999	0.3815	493	600
B_d	380..498	10.52	4.84	60.63	0.1384	0.0637	468	576
M_d	573..498	80.57	45.9	60.68	0.4305	0.2452	540c	540
W_d	380..775	100.93	100.0	64.68	0.3799	0.3764	100%	
N_d	380..775	0.1	0.1	0.06	0.3798	0.3763	0%	
Z_d	380..775	18.16	18.0	11.64	0.3799	0.3764	18%	

BGH00−5A

XYZ_W=103.66 , 99.99 , 52.43
$A_1 = 2{,}5\,(a_1 - a_{1,n})\,Y$
$B_1 = 2{,}5\,B_c\,(b_1 - b_{1,n})\,Y$
$a_1 = a_{20}\,[\,(x - x_c)/y\,]$
$b_1 = b_{20}\,[\,z/y\,]$
$a_{20} = 1,\ b_{20} = -0{,}4$
$x_c = 0{,}110,\ B_c = 1{,}000$
$C_{AB1} = [A_1^2 + B_1^2]^{1/2}$
6 *Ostwald*-Farben (o)
von maximalem (m) C_{AB} im
Buntwertdiagram (A_1, B_1)
Lichtart P35, Y_W=100, Y_N=0

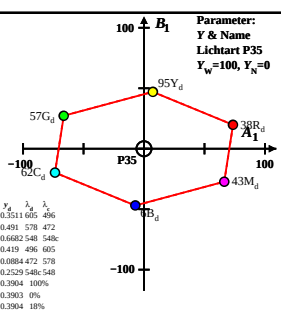

Name	Bereich	X_d	Y_d	Z_d	x_d	y_d	λ_d	λ_c
R_d	575..775	69.96	37.93	0.14	0.6475	0.3511	605	496
Y_d	500..775	95.43	94.52	2.55	0.4957	0.491	578	472
G_d	500..575	25.67	56.78	2.51	0.3021	0.6682	548	548c
C_d	380..575	33.9	62.26	52.39	0.2282	0.419	496	605
B_d	380..500	8.43	5.67	49.98	0.1316	0.0884	472	578
M_d	575..500	78.19	43.41	50.02	0.4556	0.2529	548c	548
W_d	380..775	103.66	99.99	52.43	0.4047	0.3904	100%	
N_d	380..775	0.1	0.09	0.05	0.4046	0.3903	0%	
Z_d	380..775	18.66	18.0	9.43	0.4047	0.3904	18%	

BGH00−6A

XYZ_W=108.04 , 100.0 , 39.55
$A_1 = 2{,}5\,(a_1 - a_{1,n})\,Y$
$B_1 = 2{,}5\,B_c\,(b_1 - b_{1,n})\,Y$
$a_1 = a_{20}\,[\,(x - x_c)/y\,]$
$b_1 = b_{20}\,[\,z/y\,]$
$a_{20} = 1,\ b_{20} = -0{,}4$
$x_c = 0{,}110,\ B_c = 1{,}000$
$C_{AB1} = [A_1^2 + B_1^2]^{1/2}$
6 *Ostwald*-Farben (o)
von maximalem (m) C_{AB} im
Buntwertdiagram (A_1, B_1)
Lichtart P30, Y_W=100, Y_N=0

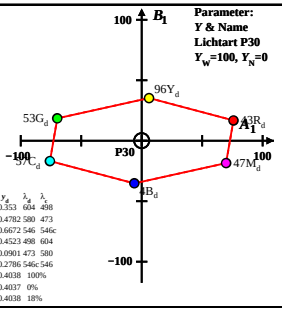

Name	Bereich	X_d	Y_d	Z_d	x_d	y_d	λ_d	λ_c
R_d	578..775	78.22	42.76	0.12	0.6459	0.353	604	498
Y_d	503..775	102.01	95.91	2.64	0.5086	0.4782	580	473
G_d	503..578	24.0	53.35	2.59	0.3001	0.6672	546	546c
C_d	380..578	30.03	57.43	39.5	0.2365	0.4523	498	604
B_d	380..503	6.24	4.28	36.98	0.1314	0.0901	473	580
M_d	578..503	84.25	46.84	37.03	0.5011	0.2786	546c	546
W_d	380..775	108.04	100.0	39.55	0.4363	0.4038	100%	
N_d	380..775	0.1	0.1	0.03	0.4361	0.4037	0%	
Z_d	380..775	19.44	18.0	7.11	0.4363	0.4038	18%	

BGH00−7A

XYZ_W=115.18 , 100.0 , 26.59
$A_1 = 2{,}5\,(a_1 - a_{1,n})\,Y$
$B_1 = 2{,}5\,B_c\,(b_1 - b_{1,n})\,Y$
$a_1 = a_{20}\,[\,(x - x_c)/y\,]$
$b_1 = b_{20}\,[\,z/y\,]$
$a_{20} = 1,\ b_{20} = -0{,}4$
$x_c = 0{,}110,\ B_c = 1{,}000$
$C_{AB1} = [A_1^2 + B_1^2]^{1/2}$
6 *Ostwald*-Farben (o)
von maximalem (m) C_{AB} im
Buntwertdiagram (A_1, B_1)
Lichtart P25, Y_W=100, Y_N=0

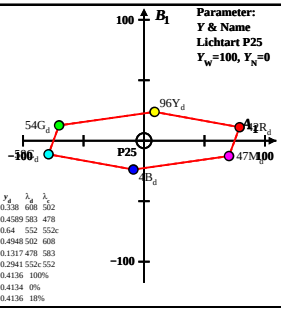

Name	Bereich	X_d	Y_d	Z_d	x_d	y_d	λ_d	λ_c
R_d	582..775	82.98	42.42	0.08	0.6612	0.338	608	502
Y_d	506..775	111.29	95.77	1.6	0.5333	0.4589	583	478
G_d	506..582	28.53	53.55	1.57	0.3411	0.64	552	552c
C_d	380..582	32.43	57.77	26.55	0.2777	0.4948	502	608
B_d	380..506	4.12	4.42	25.03	0.1227	0.1317	478	583
M_d	582..506	86.87	46.64	25.07	0.5477	0.2941	552c	552
W_d	380..775	115.18	100.0	26.59	0.4764	0.4136	100%	
N_d	380..775	0.11	0.1	0.02	0.4762	0.4134	0%	
Z_d	380..775	20.73	18.0	4.78	0.4764	0.4136	18%	

BGH00−8A