http://farbe.li.tu-berlin.de/BEE8/BEE8L0N1.TXT /.PS; only vector graphic VG; start output
N: no 3D-linearization (OL) in file (F) or PS-startup (S), page 1/1

see similar files: http://farbe.li.tu-berlin.de/BEE8/BEE8.HTM
technical information: http://farbe.li.tu-berlin.de or http://color.li.tu-berlin.de

TUB registration: 20201101-BEE8/BEE8L0N1.TXT /.PS
application for evaluation and measurement of display or print output

TUB material: code=rha4ta



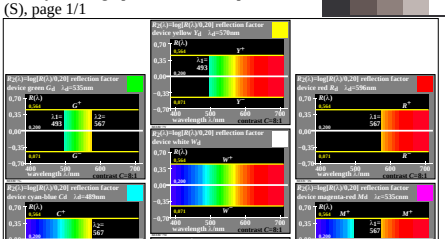



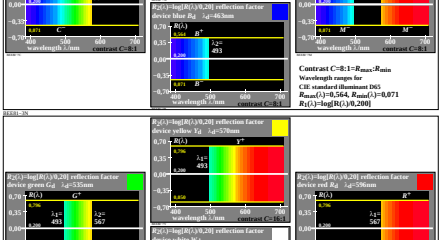

TUB-test chart BEE8; Wavelenght ranges of *Ostwald* colours — input: *rgb/cmy0/000k/n*
Normalized reflection log[R(λ)/0,2] and model relation to antagonistic visual signals