see similar files: http://farbe.li.tu-berlin.de/BE49/BE49.HTM
technical information: http://farbe.li.tu-berlin.de or http://130.149.60.45/~farbmetrik

TUB registration: 20170801-BE49/BE49L0N1.TXT /.PS
application for measurement of display output.

TUB material: code=ha4a

HPE_CIEF cone sensitivity $y_{max}(\lambda)=1$

$\bar{l}_{F02_1_1}(\lambda)=B_{11}\bar{x}_{F02_1_1}(\lambda)+B_{12}\bar{y}_{F02_1_1}(\lambda)+B_{13}\bar{z}_{F02_1_1}(\lambda)$

B_{1j} 0,2105 0,8550 −0,0396 λ=570

65: $\Sigma\bar{l}_{F02_1_1}(\lambda)$=20,59

$x_{F02_1_1}$=0,2144

$y_{F02_1_1}$=0,2620

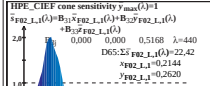

BE490−1N_3

HPE_CIEF cone sensitivity $y_{max}(\lambda)=1$

$\bar{m}_{F02_1_1}(\lambda)=B_{21}\bar{x}_{F02_1_1}(\lambda)+B_{22}\bar{y}_{F02_1_1}(\lambda)+B_{23}\bar{z}_{F02_1_1}(\lambda)$

B_{2j} −0,4170 1,1772 0,0786 λ=540

65: $\Sigma\bar{m}_{F02_1_1}(\lambda)$=21,57

$x_{F02_1_1}$=0,2144

$y_{F02_1_1}$=0,2620

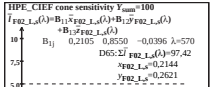

BE490−2N_3

CIEF02_1 spectral tristimulus values $y_{max}(\lambda)=1$

$\bar{x}_{F02_1_1}(\lambda)=A_{11}\bar{l}_{F02_1_1}(\lambda)+A_{12}\bar{m}_{F02_1_1}(\lambda)+A_{13}\bar{s}_{F02_1_1}(\lambda)$

A_{1j} 1,9473 −1,4144 0,3647 (λ=570)

65: $\Sigma\bar{x}_{F02_1_1}(\lambda)$=17,77

$x_{F02_1_1}$=0,2144

$y_{F02_1_1}$=0,2620

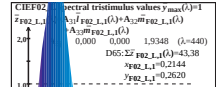

BE491−1N_1

CIEF02_1 spectral tristimulus values $y_{max}(\lambda)=1$

$\bar{y}_{F02_1_1}(\lambda)=A_{21}\bar{l}_{F02_1_1}(\lambda)+A_{22}\bar{m}_{F02_1_1}(\lambda)+A_{23}\bar{s}_{F02_1_1}(\lambda)$

A_{2j} 0,6899 0,3483 0,000 (λ=540)

65: $\Sigma\bar{y}_{F02_1_1}(\lambda)$=21,72

$x_{F02_1_1}$=0,2144

$y_{F02_1_1}$=0,2620

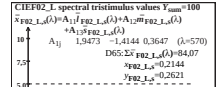

BE491−2N_1

HPE_CIEF cone sensitivity $x_{max}(\lambda)=1$

$\bar{s}_{F02_1_1}(\lambda)=B_{31}\bar{x}_{F02_1_1}(\lambda)+B_{32}\bar{y}_{F02_1_1}(\lambda)+B_{33}\bar{z}_{F02_1_1}(\lambda)$

B_{3j} 0,000 0,000 0,5168 λ=440

65: $\Sigma\bar{s}_{F02_1_1}(\lambda)$=22,42

$x_{F02_1_1}$=0,2144

$y_{F02_1_1}$=0,2620

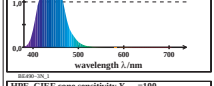

BE490−3N_3

HPE_CIEF cone sensitivity $y_{sum}=100$

$\bar{l}_{F02_1_s}(\lambda)=B_{11}\bar{x}_{F02_1_s}(\lambda)+B_{12}\bar{y}_{F02_1_s}(\lambda)+B_{13}\bar{z}_{F02_1_s}(\lambda)$

B_{1j} 0,2105 0,8550 −0,0396 λ=570

65: $\Sigma\bar{l}_{F02_1_s}(\lambda)$=97,42

$x_{F02_1_s}$=0,2144

$y_{F02_1_s}$=0,2621

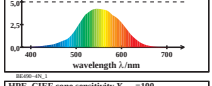

BE490−4N_3

CIEF02_1 spectral tristimulus values $y_{max}(\lambda)=1$

$\bar{z}_{F02_1_1}(\lambda)=A_{31}\bar{l}_{F02_1_1}(\lambda)+A_{32}\bar{m}_{F02_1_1}(\lambda)+A_{33}\bar{s}_{F02_1_1}(\lambda)$

A_{3j} 0,000 0,000 1,9348 (λ=440)

65: $\Sigma\bar{z}_{F02_1_1}(\lambda)$=43,38

$x_{F02_1_1}$=0,2144

$y_{F02_1_1}$=0,2620

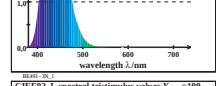

BE491−3N_1

CIEF02_1 spectral tristimulus values $x_{max}(\lambda)=1$

$\bar{x}_{F02_1_1}(\lambda)=A_{11}\bar{l}_{F02_1_1}(\lambda)+A_{12}\bar{m}_{F02_1_1}(\lambda)+A_{13}\bar{s}_{F02_1_1}(\lambda)$

A_{1j} 1,9473 −1,4144 0,3647 (λ=570)

65: $\Sigma\bar{x}_{F02_1_1}(\lambda)$=84,07

$x_{F02_1_1}$=0,2144

$y_{F02_1_1}$=0,2621

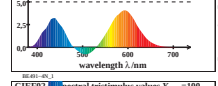

BE491−4N_1

HPE_CIEF cone sensitivity $Y_{sum}=100$

$\bar{m}_{F02_1_s}(\lambda)=B_{21}\bar{x}_{F02_1_s}(\lambda)+B_{22}\bar{y}_{F02_1_s}(\lambda)+B_{23}\bar{z}_{F02_1_s}(\lambda)$

B_{2j} −0,4170 1,1772 0,0786 λ=540

65: $\Sigma\bar{m}_{F02_1_s}(\lambda)$=102,03

$x_{F02_1_s}$=0,2144

$y_{F02_1_s}$=0,2621

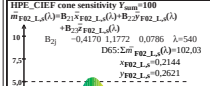

BE490−5N_3

HPE_CIEF cone sensitivity $Y_{sum}=100$

$\bar{s}_{F02_1_s}(\lambda)=B_{31}\bar{x}_{F02_1_s}(\lambda)+B_{32}\bar{y}_{F02_1_s}(\lambda)+B_{33}\bar{z}_{F02_1_s}(\lambda)$

B_{3j} 0,000 0,000 0,5168 λ=440

65: $\Sigma\bar{s}_{F02_1_s}(\lambda)$=106,04

$x_{F02_1_s}$=0,2144

$y_{F02_1_s}$=0,2621

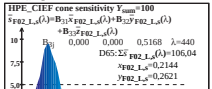

BE490−6N_3

CIEF02_1 spectral tristimulus values $Y_{sum}=100$

$\bar{y}_{F02_1_s}(\lambda)=A_{21}\bar{l}_{F02_1_s}(\lambda)+A_{22}\bar{m}_{F02_1_s}(\lambda)+A_{23}\bar{s}_{F02_1_s}(\lambda)$

A_{2j} 0,6899 0,3483 0,000 (λ=540)

65: $\Sigma\bar{y}_{F02_1_s}(\lambda)$=102,75

$x_{F02_1_s}$=0,2144

$y_{F02_1_s}$=0,2621

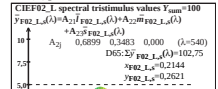

BE491−5N_1

CIEF02_1 spectral tristimulus values $Y_{sum}=100$

$\bar{z}_{F02_1_s}(\lambda)=A_{31}\bar{l}_{F02_1_s}(\lambda)+A_{32}\bar{m}_{F02_1_s}(\lambda)+A_{33}\bar{s}_{F02_1_s}(\lambda)$

A_{3j} 0,000 0,000 1,9348 (λ=440)

65: $\Sigma\bar{z}_{F02_1_s}(\lambda)$=205,18

$x_{F02_1_s}$=0,2144

$y_{F02_1_s}$=0,2621

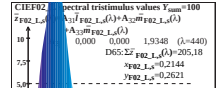

BE491−6N_1

HPE_CIEF cone excitation

$\log\{\bar{l}_{F02_1_s}(\lambda)/(0,5\bar{x}_{F02_1_s}(\lambda)+0,5\bar{m}_{F02_1_s}(\lambda))\}$

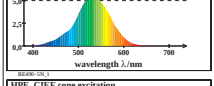

BE490−7N_3

65: $\Sigma\bar{m}_{F02_1_s}(\lambda)$=102,03

$x_{F02_1_s}$=0,2144

$y_{F02_1_s}$=0,2621

HPE_CIEF cone excitation

$\log\{\bar{s}_{F02_1_s}(\lambda)/(0,5\bar{l}_{F02_1_s}(\lambda)+0,5\bar{m}_{F02_1_s}(\lambda))\}$

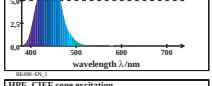

BE490−8N_3

65: $\Sigma\bar{s}_{F02_1_s}(\lambda)$=106,04

$x_{F02_1_s}$=0,2144

$y_{F02_1_s}$=0,2621

CIEF02_1 spectral tristimulus value excitation

$\log\{\bar{x}_{F02_1_s}(\lambda)/\bar{y}_{F02_1_s}(\lambda)\}$

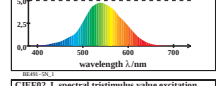

BE491−7N_1

65: $\Sigma\bar{x}_{F02_1_s}(\lambda)$=84,07

$x_{F02_1_s}$=0,2144

$y_{F02_1_s}$=0,2621

CIEF02_1 spectral tristimulus value excitation

$\log\{\bar{z}_{F02_1_s}(\lambda)/\bar{y}_{F02_1_s}(\lambda)\}$

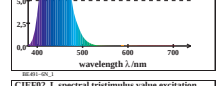

BE491−8N_1

BE490−7N

TUB-test chart BE49; LMS-CIEF_02-degree colorimetry input: *w/rgb/cmyk −> rgb*
Cone sensivity and excitation, and spectral tristimulus values for CIE illuminant D65, linear data