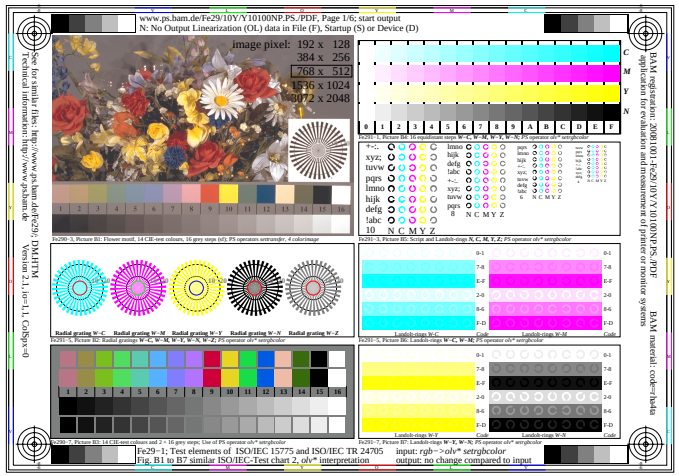
www.ps.bam.de/Fe29/10Y/Y10100NP.PS./PDF, Page 1/6; start output
N: No Output Linearization (OL) data in File (F), Startup (S) or Device (D)
image pixel: 192 x 128
384 x 256
768 x 512
1536 x 1024
3072 x 2048
Fe29/ 1; Test elements of ISO/IEC 15775 and ISO/IEC TR 24705
Fig. B1 to B7 similar ISO/IEC,-Test chart 2, olv* interpretation
input: rgb~>olv* setrgbcolor
output: no change compared to input

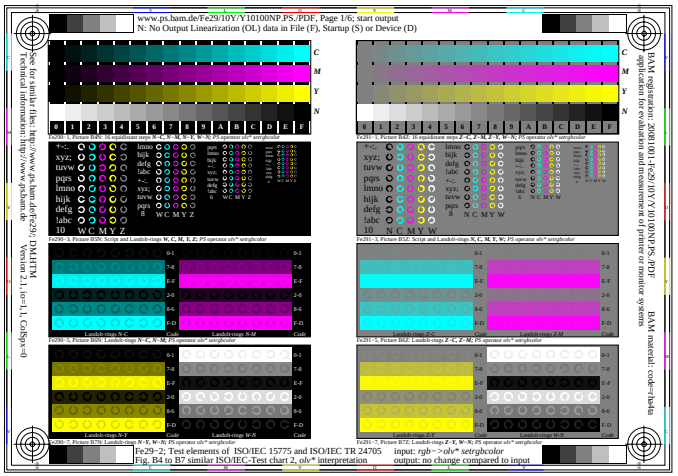
www.ps.bam.de/Fe29/10Y/Y10100NP.PS./PDF, Page 1/6; start output
N: No Output Linearization (OL) data in File (F), Startup (S) or Device (D)
Fe29/ 2; Test elements of ISO/IEC 15775 and ISO/IEC TR 24705
Fig. B4 to B7 similar ISO/IEC,-Test chart 2, olv* interpretation
input: rgb~>olv* setrgbcolor
output: no change compared to input

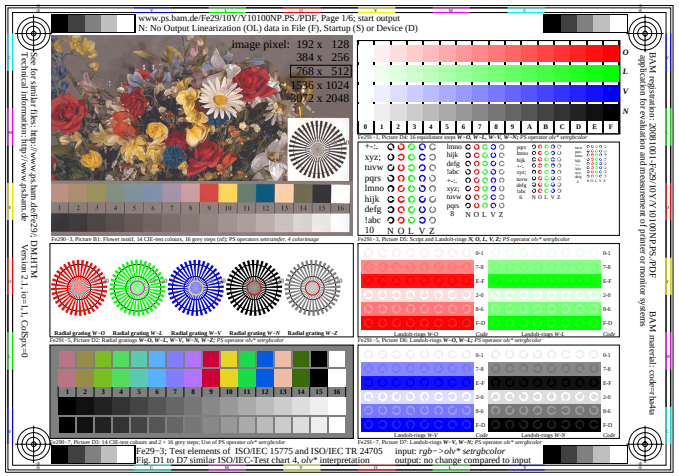
www.ps.bam.de/Fe29/10Y/Y10100NP.PS./PDF, Page 1/6; start output
N: No Output Linearization (OL) data in File (F), Startup (S) or Device (D)
image pixel: 192 x 128
384 x 256
768 x 512
1536 x 1024
3072 x 2048
Fe29/ 3; Test elements of ISO/IEC 15775 and ISO/IEC TR 24705
Fig. D1 to D7 similar ISO/IEC,-Test chart 4, olv* interpretation
input: rgb~>olv* setrgbcolor
output: no change compared to input

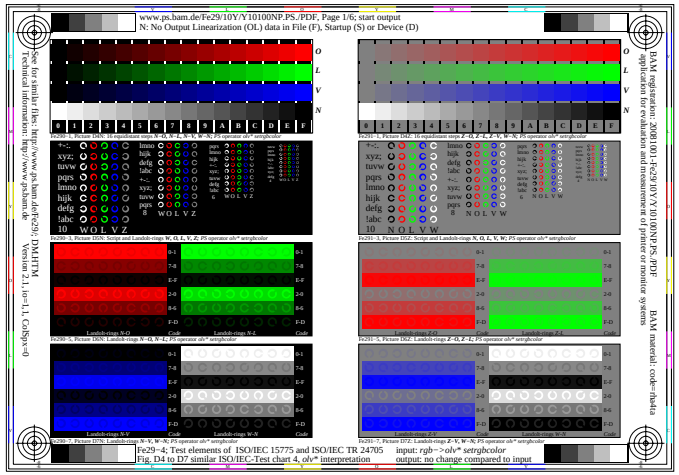
www.ps.bam.de/Fe29/10Y/Y10100NP.PS./PDF, Page 1/6; start output
N: No Output Linearization (OL) data in File (F), Startup (S) or Device (D)
Fe29/ 4; Test elements of ISO/IEC 15775 and ISO/IEC TR 24705
Fig. D4 to D7 similar ISO/IEC,-Test chart 4, olv* interpretation
input: rgb~>olv* setrgbcolor
output: no change compared to input

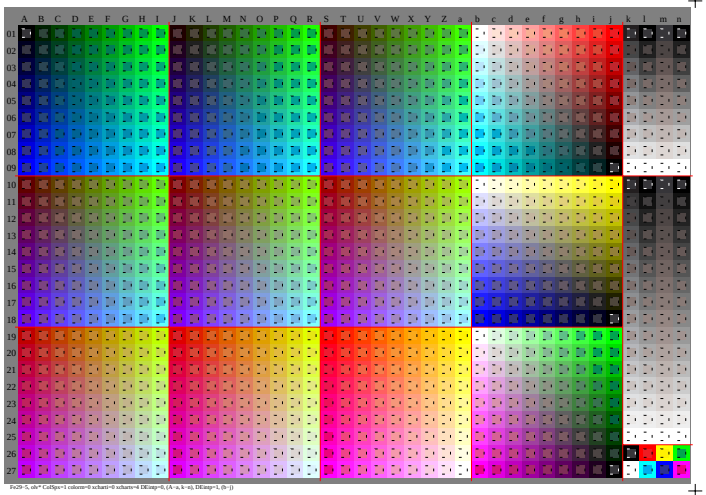
Fe29/ 5, olv* CsRpx=1 colorsw=0 scharts=0 scharts=4 DEmg=0, (A - a, k - n), DEimg=1, (b - j)

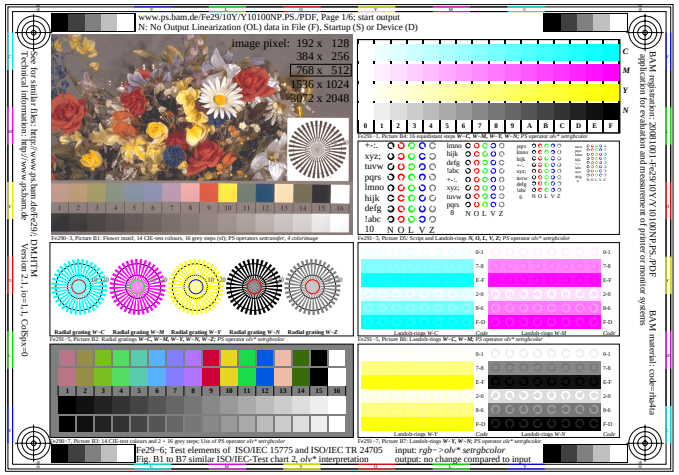
www.ps.bam.de/Fe29/10Y/Y10100NP.PS./PDF, Page 1/6; start output
N: No Output Linearization (OL) data in File (F), Startup (S) or Device (D)
image pixel: 192 x 128
384 x 256
768 x 512
1536 x 1024
3072 x 2048
Fe29/ 6; Test elements of ISO/IEC 15775 and ISO/IEC TR 24705
Fig. B1 to B7 similar ISO/IEC,-Test chart 2, olv* interpretation
input: rgb~>olv* setrgbcolor
output: no change compared to input

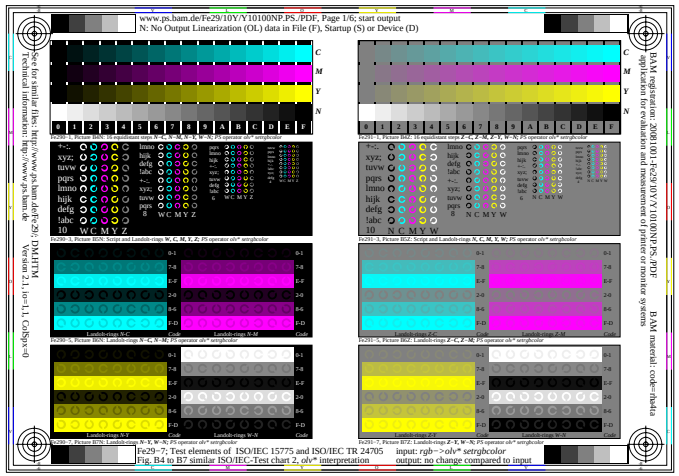
www.ps.bam.de/Fe29/10Y/Y10100NP.PS./PDF, Page 1/6; start output
N: No Output Linearization (OL) data in File (F), Startup (S) or Device (D)
Fe29/ 7; Test elements of ISO/IEC 15775 and ISO/IEC TR 24705
Fig. B4 to B7 similar ISO/IEC,-Test chart 2, olv* interpretation
input: rgb~>olv* setrgbcolor
output: no change compared to input

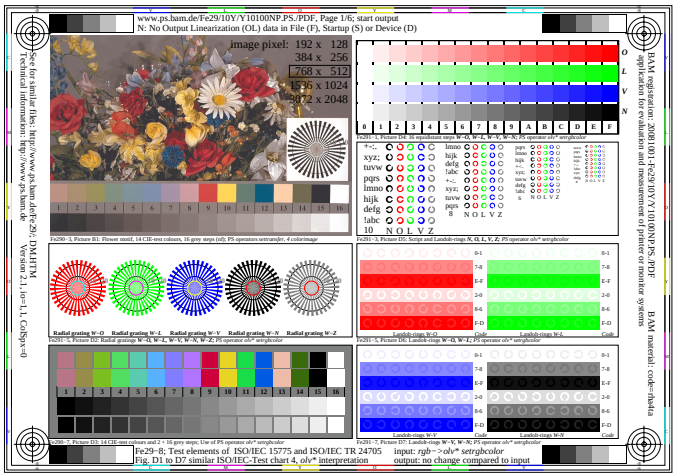
www.ps.bam.de/Fe29/10Y/Y10100NP.PS./PDF, Page 1/6; start output
N: No Output Linearization (OL) data in File (F), Startup (S) or Device (D)
image pixel: 192 x 128
384 x 256
768 x 512
1536 x 1024
3072 x 2048
Fe29/ 8; Test elements of ISO/IEC 15775 and ISO/IEC TR 24705
Fig. D1 to D7 similar ISO/IEC,-Test chart 4, olv* interpretation
input: rgb~>olv* setrgbcolor
output: no change compared to input

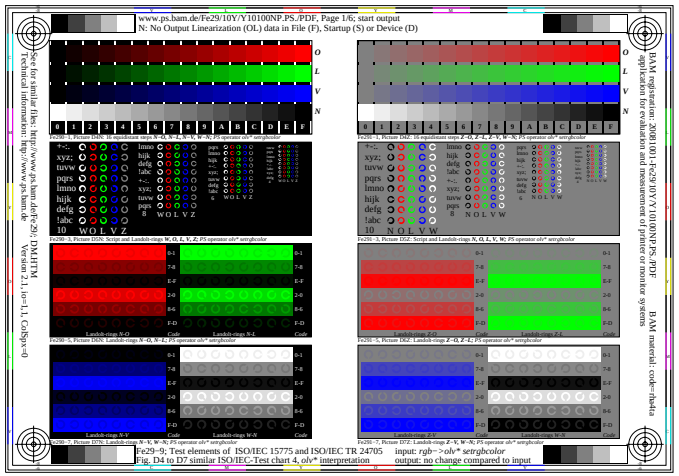
www.ps.bam.de/Fe29/10Y/Y10100NP.PS./PDF, Page 1/6; start output
N: No Output Linearization (OL) data in File (F), Startup (S) or Device (D)
Fe29/ 9; Test elements of ISO/IEC 15775 and ISO/IEC TR 24705
Fig. D4 to D7 similar ISO/IEC,-Test chart 4, olv* interpretation
input: rgb~>olv* setrgbcolor
output: no change compared to input