
www.ps.bam.de/Fe15/10L/L15e00NP.PS/ .PDF, Page 2/6; ORS20_95, L*=20_95; transfer and output
N: No Output Linearization (OL) data in File (F), Startup (S) or Device (D)
image pixel: 192 x 128
384 x 256
768 x 512
1536 x 1024
3072 x 2048
Fe15/10L/L15e00NP.PS/ .PDF
BAM registration: 20080901-Fe15/10L/L15e00NP.PS/ .PDF
application for evaluation and measurement of printer or monitor systems
BAM material: code=rgbsha
Fe15-1, Picture B1: 16 equidistant steps W=C, W=M, W=Y, W=N; PS operator ab* setrgbcolor
Fe15-2, Picture B2: 16 equidistant steps Z=C, Z=M, Z=Y, W=N; PS operator ab* setrgbcolor
Fe15-3, Picture B3: Flower motif, 14 CIE-test colours, 16 grey steps (sf); PS operators setransfer, 4 colorimage
Fe15-4, Picture B4: Script and Landolt-rings N, C, M, Y, Z; PS operator ab* setrgbcolor
Fe15-5, Picture B5: Landolt-rings W=C, W=M; PS operator ab* setrgbcolor
Fe15-6, Picture B6: Landolt-rings N=C, N=M; PS operator ab* setrgbcolor
Fe15-7, Picture B7: Landolt-rings W=Y, W=N; PS operator ab* setrgbcolor
Fe15-8, Picture B8: Landolt-rings Z=Y, W=N; PS operator ab* setrgbcolor
Fe15-2; Test charts of ISO/IEC 15775 and ISO/IEC TR 24705
Fig. B1 to B7 similar ISO/IEC-Test chart 2, olv*/rgb* interpretation
input: rgb*->olv*/rgb* setrgbcolor
output: olv*/rgb*==>cmyn6* setcmyk


www.ps.bam.de/Fe15/10L/L15e00NP.PS/ .PDF, Page 2/6; ORS20_95, L*=20_95; transfer and output
N: No Output Linearization (OL) data in File (F), Startup (S) or Device (D)
Fe15-1, Picture B1: 16 equidistant steps W=C, W=M, W=Y, W=N; PS operator ab* setrgbcolor
Fe15-2, Picture B2: 16 equidistant steps Z=C, Z=M, Z=Y, W=N; PS operator ab* setrgbcolor
Fe15-3, Picture B3: Flower motif, 14 CIE-test colours, 16 grey steps (sf); PS operators setransfer, 4 colorimage
Fe15-4, Picture B4: Script and Landolt-rings W, C, M, Y, Z; PS operator ab* setrgbcolor
Fe15-5, Picture B5: Landolt-rings W=C, W=M; PS operator ab* setrgbcolor
Fe15-6, Picture B6: Landolt-rings N=C, N=M; PS operator ab* setrgbcolor
Fe15-7, Picture B7: Landolt-rings W=Y, W=N; PS operator ab* setrgbcolor
Fe15-8, Picture B8: Landolt-rings Z=Y, W=N; PS operator ab* setrgbcolor
Fe15-2; Test charts of ISO/IEC 15775 and ISO/IEC TR 24705
Fig. B4 to B7 similar ISO/IEC-Test chart 2, olv*/rgb* interpretation
input: rgb*->olv*/rgb* setrgbcolor
output: olv*/rgb*==>cmyn6* setcmyk


www.ps.bam.de/Fe15/10L/L15e00NP.PS/ .PDF, Page 2/6; ORS20_95, L*=20_95; transfer and output
N: No Output Linearization (OL) data in File (F), Startup (S) or Device (D)
image pixel: 192 x 128
384 x 256
768 x 512
1536 x 1024
3072 x 2048
Fe15-1, Picture B1: 16 equidistant steps W=O, W=L, W=V, W=N; PS operator ab* setrgbcolor
Fe15-2, Picture B2: 16 equidistant steps Z=O, Z=L, Z=V, W=N; PS operator ab* setrgbcolor
Fe15-3, Picture B3: Flower motif, 14 CIE-test colours, 16 grey steps (sf); PS operators setransfer, 4 colorimage
Fe15-4, Picture B4: Script and Landolt-rings N, O, L, V; PS operator ab* setrgbcolor
Fe15-5, Picture B5: Landolt-rings W=O, W=L; PS operator ab* setrgbcolor
Fe15-6, Picture B6: Landolt-rings N=O, N=L; PS operator ab* setrgbcolor
Fe15-7, Picture B7: Landolt-rings W=V, W=N; PS operator ab* setrgbcolor
Fe15-8, Picture B8: Landolt-rings Z=V, W=N; PS operator ab* setrgbcolor
Fe15-3; Test charts of ISO/IEC 15775 and ISO/IEC TR 24705
Fig. D1 to D7 similar ISO/IEC-Test chart 4, olv*/rgb* interpretation
input: rgb*->olv*/rgb* setrgbcolor
output: olv*/rgb*==>cmyn6* setcmyk


www.ps.bam.de/Fe15/10L/L15e00NP.PS/ .PDF, Page 2/6; ORS20_95, L*=20_95; transfer and output
N: No Output Linearization (OL) data in File (F), Startup (S) or Device (D)
Fe15-1, Picture B1: 16 equidistant steps W=O, W=L, W=V, W=N; PS operator ab* setrgbcolor
Fe15-2, Picture B2: 16 equidistant steps Z=O, Z=L, Z=V, W=N; PS operator ab* setrgbcolor
Fe15-3, Picture D3: Flower motif, 14 CIE-test colours, 16 grey steps (sf); PS operators setransfer, 4 colorimage
Fe15-4, Picture D4: Script and Landolt-rings W, O, L, V, Z; PS operator ab* setrgbcolor
Fe15-5, Picture D5: Landolt-rings W=O, W=L; PS operator ab* setrgbcolor
Fe15-6, Picture D6: Landolt-rings N=O, N=L; PS operator ab* setrgbcolor
Fe15-7, Picture D7: Landolt-rings W=V, W=N; PS operator ab* setrgbcolor
Fe15-8, Picture D8: Landolt-rings Z=V, W=N; PS operator ab* setrgbcolor
Fe15-4; Test charts of ISO/IEC 15775 and ISO/IEC TR 24705
Fig. D4 to D7 similar ISO/IEC-Test chart 4, olv*/rgb* interpretation
input: rgb*->olv*/rgb* setrgbcolor
output: olv*/rgb*==>cmyn6* setcmyk


A B C D E F G H I J K L M N O P Q R S T U V W X Y Z a b c d e f g h i j k l m n
01 02 03 04 05 06 07 08 09 10 11 12 13 14 15 16 17 18 19 20 21 22 23 24 25 26 27
Fe15-9, ColSpa=1 column=6 schart=1 schart=4 DEcmp=6


www.ps.bam.de/Fe15/10L/L15e00NP.PS/ .PDF, Page 2/6; ORS20_95, L*=20_95; transfer and output
N: No Output Linearization (OL) data in File (F), Startup (S) or Device (D)
image pixel: 192 x 128
384 x 256
768 x 512
1536 x 1024
3072 x 2048
Fe15-1, Picture B1: 16 equidistant steps W=C', W=M', W=J', W=N; PS operator rgb* setrgbcolor
Fe15-2, Picture B2: 16 equidistant steps Z=C', Z=M', Z=J', W=N; PS operator rgb* setrgbcolor
Fe15-3, Picture B3: Flower motif, 14 CIE-test colours, 16 grey steps (sf&); PS operators setransfer, 4 colorimage
Fe15-4, Picture D5: Script and Landolt-rings N, R, G, B, Z; PS operator rgb* setrgbcolor
Fe15-5, Picture B5: Landolt-rings W=C', W=M'; PS operator rgb* setrgbcolor
Fe15-6, Picture B6: Landolt-rings N=C', N=M'; PS operator rgb* setrgbcolor
Fe15-7, Picture D7: Landolt-rings W=J', W=N; PS operator rgb* setrgbcolor
Fe15-8, Picture B8: Landolt-rings Z=J', W=N; PS operator rgb* setrgbcolor
Fe15-6; Test charts of ISO/IEC 15775 and ISO/IEC TR 24705
Fig. B1 to B7 similar ISO/IEC-Test chart 2, olv*/rgb* interpretation
input: rgb*->olv*/rgb* setrgbcolor
output: olv*/rgb*==>cmyn6* setcmyk


www.ps.bam.de/Fe15/10L/L15e00NP.PS/ .PDF, Page 2/6; ORS20_95, L*=20_95; transfer and output
N: No Output Linearization (OL) data in File (F), Startup (S) or Device (D)
Fe15-1, Picture B1: 16 equidistant steps W=C', W=M', W=J', W=N; PS operator rgb* setrgbcolor
Fe15-2, Picture B2: 16 equidistant steps Z=C', Z=M', Z=J', W=N; PS operator rgb* setrgbcolor
Fe15-3, Picture B3: Flower motif, 14 CIE-test colours, 16 grey steps (sf); PS operators setransfer, 4 colorimage
Fe15-4, Picture B4: Script and Landolt-rings W, C', M', J', Z; PS operator rgb* setrgbcolor
Fe15-5, Picture B5: Landolt-rings W=C', W=M'; PS operator rgb* setrgbcolor
Fe15-6, Picture B6: Landolt-rings N=C', N=M'; PS operator rgb* setrgbcolor
Fe15-7, Picture B7: Landolt-rings W=J', W=N; PS operator rgb* setrgbcolor
Fe15-8, Picture B8: Landolt-rings Z=J', W=N; PS operator rgb* setrgbcolor
Fe15-7; Test charts of ISO/IEC 15775 and ISO/IEC TR 24705
Fig. B4 to B7 similar ISO/IEC-Test chart 2, olv*/rgb* interpretation
input: rgb*->olv*/rgb* setrgbcolor
output: olv*/rgb*==>cmyn6* setcmyk


A B C D E F G H I J K L M N O P Q R S T U V W X Y Z a b c d e f g h i j k l m n
01 02 03 04 05 06 07 08 09 10 11 12 13 14 15 16 17 18 19 20 21 22 23 24 25 26 27
Fe15-9, ColSpa=1 column=6 schart=1 schart=7 DEcmp=6


A B C D E F G H I J K L M N O P Q R S T U V W X Y Z a b c d e f g h i j k l m n
01 02 03 04 05 06 07 08 09 10 11 12 13 14 15 16 17 18 19 20 21 22 23 24 25 26 27
Fe15-8, ColSpa=1 column=6 schart=1 schart=8 DEcmp=6