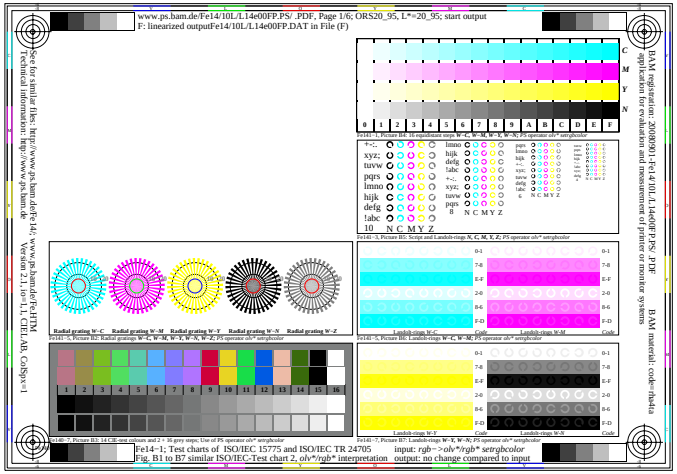
www.ps.bam.de/Fe14/10L/L14e00FP.PS/ .PDF, Page 1/6; ORS20_95, L*=20_95; start output
F: linearized outputFe14/10L/L14e00FP.DAT in File (F)
Fe14-1, Picture B4: 16 equidistant steps W-C, W-M, W-Y, W-N; PS operator ob* setrgbcolor
Fe14-1, Picture B5: Script and Landolt-rings W, C, M, Y, Z; PS operator ob* setrgbcolor
Fe14-1, Picture B2: Radial gratings W-C, W-M, W-Y, W-N, W-Z; PS operator ob* setrgbcolor
Fe14-1, Picture B6: Landolt-rings W-C, W-M; PS operator ob* setrgbcolor
Fe14-7, Picture B3: 14 CIE-test cyclusts and 2 + 16 grey steps; Use of PS operator ob* setrgbcolor
Fe14-7, Picture B7: Landolt-rings W-Y, W-N; PS operator ob* setrgbcolor
Fe14–3; Test charts of ISO/IEC 15775 and ISO/IEC TR 24705 input: rgb~>olv*/rgb* setrgbcolor
Fig. B1 to B7 similar ISO/IEC-Test chart 2, olv*/rgb* interpretation output: no change compared to input
See for similar files: http://www.ps.bam.de/ Technical information: http://www.ps.bam.de/ Version 2.1; ie=1; L; CIELAB; ColSpc=1
BAM registration: 20080901-Fe14/10L/L14e00FP.PS/ .PDF application for evaluation and measurement of printer or monitor systems
BAM material: code=rgbaka


www.ps.bam.de/Fe14/10L/L14e00FP.PS/ .PDF, Page 1/6; ORS20_95, L*=20_95; start output
F: linearized outputFe14/10L/L14e00FP.DAT in File (F)
Fe14-1, Picture B4: 16 equidistant steps W-C, W-M, W-Y, W-N; PS operator ob* setrgbcolor
Fe14-1, Picture B5: Script and Landolt-rings W, C, M, Y, Z; PS operator ob* setrgbcolor
Fe14-1, Picture B2: Radial gratings W-C, W-M, W-Y, W-N, W-Z; PS operator ob* setrgbcolor
Fe14-1, Picture B6: Landolt-rings W-C, W-M; PS operator ob* setrgbcolor
Fe14-7, Picture B3: 14 CIE-test cyclusts and 2 + 16 grey steps; Use of PS operator ob* setrgbcolor
Fe14-7, Picture B7: Landolt-rings W-Y, W-N; PS operator ob* setrgbcolor
Fe14–3; Test charts of ISO/IEC 15775 and ISO/IEC TR 24705 input: rgb~>olv*/rgb* setrgbcolor
Fig. B4 to B7 similar ISO/IEC-Test chart 2, olv*/rgb* interpretation output: no change compared to input
See for similar files: http://www.ps.bam.de/ Technical information: http://www.ps.bam.de/ Version 2.1; ie=1; L; CIELAB; ColSpc=1
BAM registration: 20080901-Fe14/10L/L14e00FP.PS/ .PDF application for evaluation and measurement of printer or monitor systems
BAM material: code=rgbaka

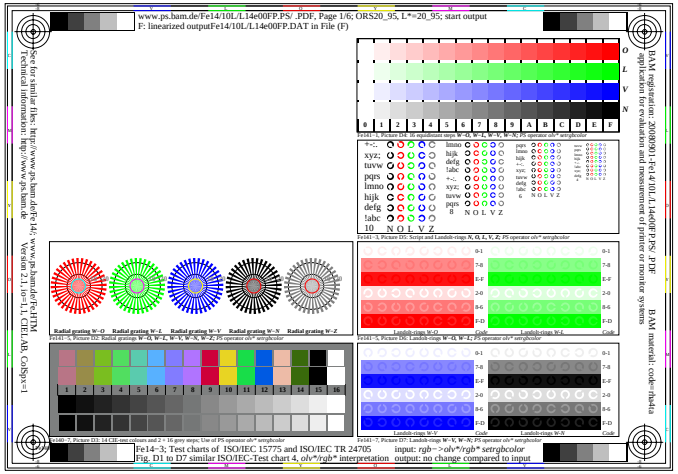
www.ps.bam.de/Fe14/10L/L14e00FP.PS/ .PDF, Page 1/6; ORS20_95, L*=20_95; start output
F: linearized outputFe14/10L/L14e00FP.DAT in File (F)
Fe14-1, Picture B4: 16 equidistant steps W-O, W-L, W-V, W-N; PS operator ob* setrgbcolor
Fe14-1, Picture D5: Script and Landolt-rings N, O, L, V, Z; PS operator ob* setrgbcolor
Fe14-1, Picture D2: Radial gratings W-O, W-L, W-V, W-N, W-Z; PS operator ob* setrgbcolor
Fe14-1, Picture D6: Landolt-rings W-O, W-L; PS operator ob* setrgbcolor
Fe14-7, Picture D3: 14 CIE-test cyclusts and 2 + 16 grey steps; Use of PS operator ob* setrgbcolor
Fe14-7, Picture D7: Landolt-rings W-V, W-N; PS operator ob* setrgbcolor
Fe14–3; Test charts of ISO/IEC 15775 and ISO/IEC TR 24705 input: rgb~>olv*/rgb* setrgbcolor
Fig. D1 to D7 similar ISO/IEC-Test chart 4, olv*/rgb* interpretation output: no change compared to input
See for similar files: http://www.ps.bam.de/ Technical information: http://www.ps.bam.de/ Version 2.1; ie=1; L; CIELAB; ColSpc=1
BAM registration: 20080901-Fe14/10L/L14e00FP.PS/ .PDF application for evaluation and measurement of printer or monitor systems
BAM material: code=rgbaka


www.ps.bam.de/Fe14/10L/L14e00FP.PS/ .PDF, Page 1/6; ORS20_95, L*=20_95; start output
F: linearized outputFe14/10L/L14e00FP.DAT in File (F)
Fe14-1, Picture D4: 16 equidistant steps W-O, W-L, W-V, W-N; PS operator ob* setrgbcolor
Fe14-1, Picture D5N: Script and Landolt-rings W, O, L, V, Z; PS operator ob* setrgbcolor
Fe14-1, Picture D6N: Landolt-rings W-O, W-L; PS operator ob* setrgbcolor
Fe14-7, Picture D3N: 14 CIE-test cyclusts and 2 + 16 grey steps; Use of PS operator ob* setrgbcolor
Fe14-7, Picture D7N: Landolt-rings W-V, W-N; PS operator ob* setrgbcolor
Fe14–3; Test charts of ISO/IEC 15775 and ISO/IEC TR 24705 input: rgb~>olv*/rgb* setrgbcolor
Fig. D4 to D7 similar ISO/IEC-Test chart 4, olv*/rgb* interpretation output: no change compared to input
See for similar files: http://www.ps.bam.de/ Technical information: http://www.ps.bam.de/ Version 2.1; ie=1; L; CIELAB; ColSpc=1
BAM registration: 20080901-Fe14/10L/L14e00FP.PS/ .PDF application for evaluation and measurement of printer or monitor systems
BAM material: code=rgbaka

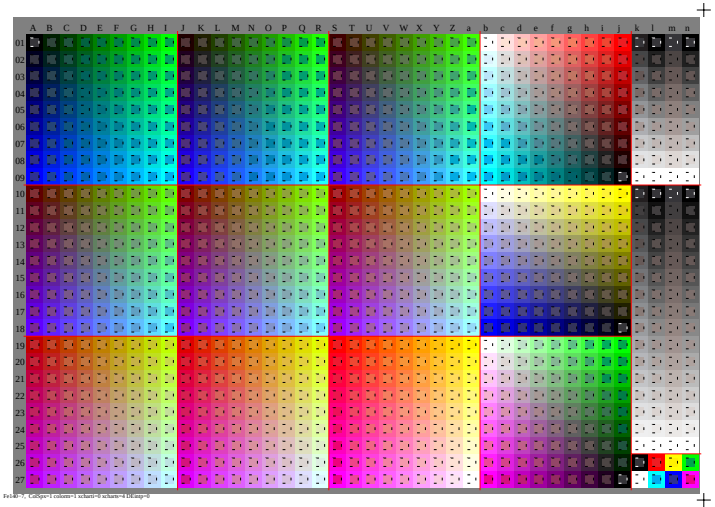
Fe14B–7, ColSpc=1 column=1 xchart=0 xchart=0 DEcomp=0

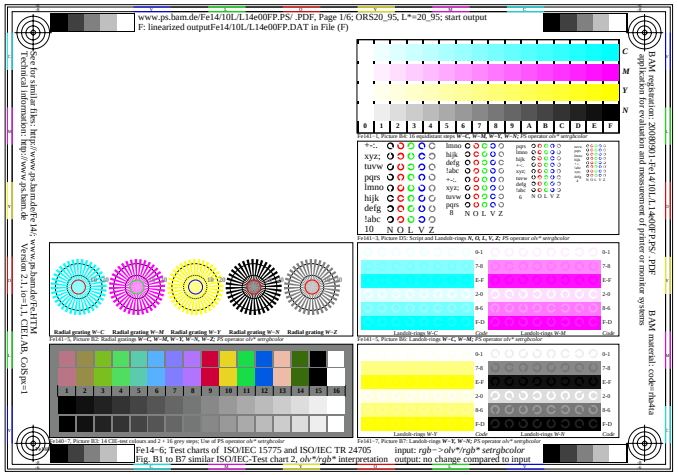
www.ps.bam.de/Fe14/10L/L14e00FP.PS/ .PDF, Page 1/6; ORS20_95, L*=20_95; start output
F: linearized outputFe14/10L/L14e00FP.DAT in File (F)
Fe14-1, Picture B4: 16 equidistant steps W-C, W-M, W-Y, W-N; PS operator ob* setrgbcolor
Fe14-1, Picture D5: Script and Landolt-rings N, O, L, V, Z; PS operator ob* setrgbcolor
Fe14-1, Picture B2: Radial gratings W-C, W-M, W-Y, W-N, W-Z; PS operator ob* setrgbcolor
Fe14-1, Picture B6: Landolt-rings W-C, W-M; PS operator ob* setrgbcolor
Fe14-7, Picture B3: 14 CIE-test cyclusts and 2 + 16 grey steps; Use of PS operator ob* setrgbcolor
Fe14-7, Picture B7: Landolt-rings W-Y, W-N; PS operator ob* setrgbcolor
Fe14–3; Test charts of ISO/IEC 15775 and ISO/IEC TR 24705 input: rgb~>olv*/rgb* setrgbcolor
Fig. B1 to B7 similar ISO/IEC-Test chart 2, olv*/rgb* interpretation output: no change compared to input
See for similar files: http://www.ps.bam.de/ Technical information: http://www.ps.bam.de/ Version 2.1; ie=1; L; CIELAB; ColSpc=1
BAM registration: 20080901-Fe14/10L/L14e00FP.PS/ .PDF application for evaluation and measurement of printer or monitor systems
BAM material: code=rgbaka


www.ps.bam.de/Fe14/10L/L14e00FP.PS/ .PDF, Page 1/6; ORS20_95, L*=20_95; start output
F: linearized outputFe14/10L/L14e00FP.DAT in File (F)
Fe14-1, Picture B4: 16 equidistant steps W-C, W-M, W-Y, W-N; PS operator ob* setrgbcolor
Fe14-1, Picture B5N: Script and Landolt-rings W, C, M, Y, Z; PS operator ob* setrgbcolor
Fe14-1, Picture B2N: Radial gratings W-C, W-M, W-Y, W-N, W-Z; PS operator ob* setrgbcolor
Fe14-1, Picture B6N: Landolt-rings W-C, W-M; PS operator ob* setrgbcolor
Fe14-7, Picture B3N: 14 CIE-test cyclusts and 2 + 16 grey steps; Use of PS operator ob* setrgbcolor
Fe14-7, Picture B7N: Landolt-rings W-Y, W-N; PS operator ob* setrgbcolor
Fe14–7; Test charts of ISO/IEC 15775 and ISO/IEC TR 24705 input: rgb~>olv*/rgb* setrgbcolor
Fig. B4 to B7 similar ISO/IEC-Test chart 2, olv*/rgb* interpretation output: no change compared to input
See for similar files: http://www.ps.bam.de/ Technical information: http://www.ps.bam.de/ Version 2.1; ie=1; L; CIELAB; ColSpc=1
BAM registration: 20080901-Fe14/10L/L14e00FP.PS/ .PDF application for evaluation and measurement of printer or monitor systems
BAM material: code=rgbaka

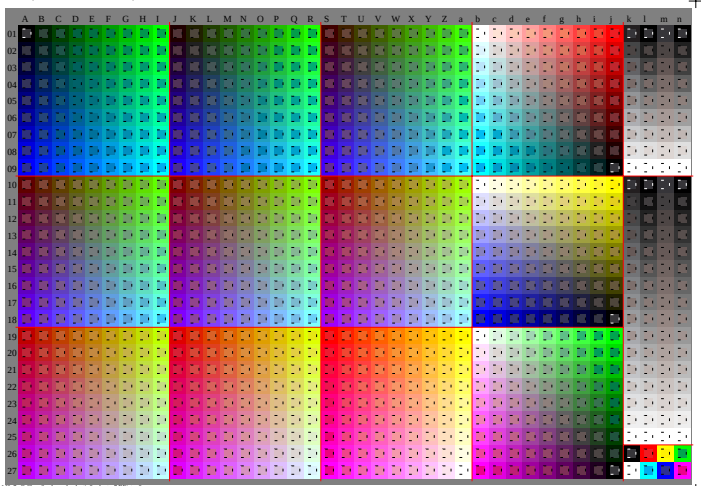
Fe14B–7, ColSpc=1 column=1 xchart=0 xchart=0 DEcomp=0

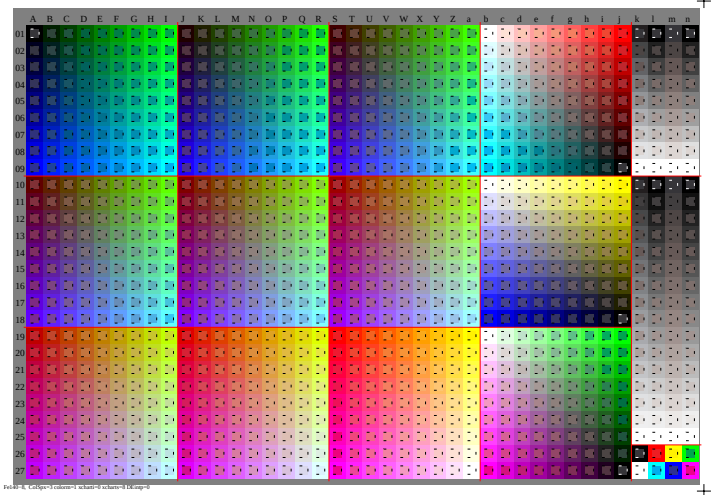
Fe14B–8, ColSpc=1 column=1 xchart=0 xchart=0 DEcomp=0


www.ps.bam.de/Fe14/10L/L14e00FP.PS/ .PDF, Page 2/6; ORS20_95, L*=20_95; linearized output
F: linearized outputFe14/10L/L14e00FP.DAT in File (F)
Fe14–2; Test charts of ISO/IEC 15775 and ISO/IEC TR 24705 input: rgb*->olv*/rgb* setrgbcolor
Fig. B1 to B7 similar ISO/IEC-Test chart 2, olv*/rgb* interpretation output: *->LAB*->cmyn6* setcmyk


www.ps.bam.de/Fe14/10L/L14e00FP.PS/ .PDF, Page 2/6; ORS20_95, L*=20_95; linearized output
F: linearized outputFe14/10L/L14e00FP.DAT in File (F)
Fe14–2; Test charts of ISO/IEC 15775 and ISO/IEC TR 24705 input: rgb*->olv*/rgb* setrgbcolor
Fig. B4 to B7 similar ISO/IEC-Test chart 2, olv*/rgb* interpretation output: *->LAB*->cmyn6* setcmyk


www.ps.bam.de/Fe14/10L/L14e00FP.PS/ .PDF, Page 2/6; ORS20_95, L*=20_95; linearized output
F: linearized outputFe14/10L/L14e00FP.DAT in File (F)
Fe14–3; Test charts of ISO/IEC 15775 and ISO/IEC TR 24705 input: rgb*->olv*/rgb* setrgbcolor
Fig. D1 to D7 similar ISO/IEC-Test chart 4, olv*/rgb* interpretation output: *->LAB*->cmyn6* setcmyk


www.ps.bam.de/Fe14/10L/L14e00FP.PS/ .PDF, Page 2/6; ORS20_95, L*=20_95; linearized output
F: linearized outputFe14/10L/L14e00FP.DAT in File (F)
Fe14–4; Test charts of ISO/IEC 15775 and ISO/IEC TR 24705 input: rgb*->olv*/rgb* setrgbcolor
Fig. D4 to D7 similar ISO/IEC-Test chart 4, olv*/rgb* interpretation output: *->LAB*->cmyn6* setcmyk




www.ps.bam.de/Fe14/10L/L14e00FP.PS/ .PDF, Page 2/6; ORS20_95, L*=20_95; linearized output
F: linearized outputFe14/10L/L14e00FP.DAT in File (F)
Fe14–3; Test charts of ISO/IEC 15775 and ISO/IEC TR 24705 input: rgb*->olv*/rgb* setrgbcolor
Fig. B1 to B7 similar ISO/IEC-Test chart 2, olv*/rgb* interpretation output: *->LAB*->cmyn6* setcmyk


www.ps.bam.de/Fe14/10L/L14e00FP.PS/ .PDF, Page 2/6; ORS20_95, L*=20_95; linearized output
F: linearized outputFe14/10L/L14e00FP.DAT in File (F)
Fe14–7; Test charts of ISO/IEC 15775 and ISO/IEC TR 24705 input: rgb*->olv*/rgb* setrgbcolor
Fig. B4 to B7 similar ISO/IEC-Test chart 2, olv*/rgb* interpretation output: *->LAB*->cmyn6* setcmyk






c
c
c
c
cm
cm

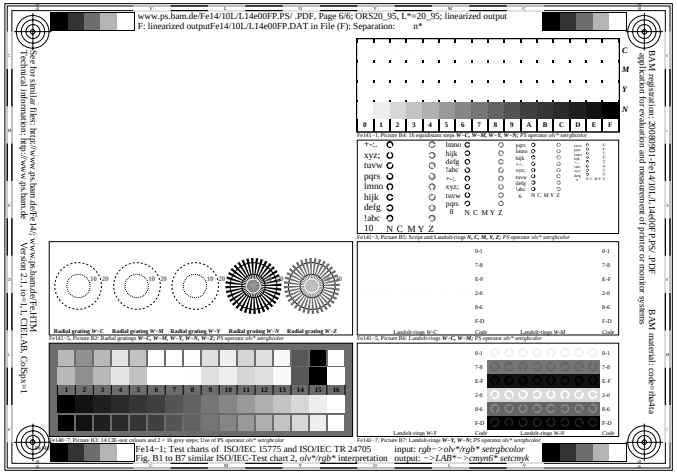
www.ps.bam.de/Fe14/10L/L14e00FP.PS/ .PDF, Page 6/6; ORS20_95, L*=20_95; linearized output
F: linearized outputFe14/10L/L14e00FP.DAT in File (F); Separation: n*
Fe14-4; Test charts of ISO/IEC 15775 and ISO/IEC TR 24705
Fig. B1 to B7 similar ISO/IEC-Test chart 2, olv*/rgb* interpretation
input: rgb*->olv*/rgb* setrgbcolor
output: *->LAB*->cmyn6* setcmyk


www.ps.bam.de/Fe14/10L/L14e00FP.PS/ .PDF, Page 6/6; ORS20_95, L*=20_95; linearized output
F: linearized outputFe14/10L/L14e00FP.DAT in File (F); Separation: n*
Fe14-4; Test charts of ISO/IEC 15775 and ISO/IEC TR 24705
Fig. B4 to B7 similar ISO/IEC-Test chart 2, olv*/rgb* interpretation
input: rgb*->olv*/rgb* setrgbcolor
output: *->LAB*->cmyn6* setcmyk

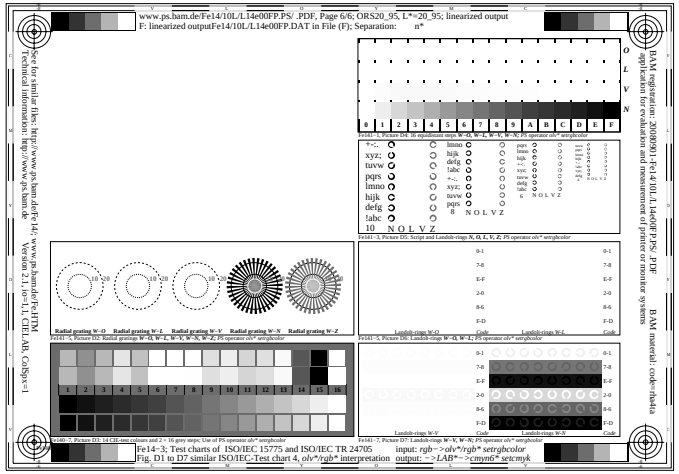
www.ps.bam.de/Fe14/10L/L14e00FP.PS/ .PDF, Page 6/6; ORS20_95, L*=20_95; linearized output
F: linearized outputFe14/10L/L14e00FP.DAT in File (F); Separation: n*
Fe14-3; Test charts of ISO/IEC 15775 and ISO/IEC TR 24705
Fig. D1 to D7 similar ISO/IEC-Test chart 4, olv*/rgb* interpretation
input: rgb*->olv*/rgb* setrgbcolor
output: *->LAB*->cmyn6* setcmyk


www.ps.bam.de/Fe14/10L/L14e00FP.PS/ .PDF, Page 6/6; ORS20_95, L*=20_95; linearized output
F: linearized outputFe14/10L/L14e00FP.DAT in File (F); Separation: n*
Fe14-4; Test charts of ISO/IEC 15775 and ISO/IEC TR 24705
Fig. D4 to D7 similar ISO/IEC-Test chart 4, olv*/rgb* interpretation
input: rgb*->olv*/rgb* setrgbcolor
output: *->LAB*->cmyn6* setcmyk


Fe140 - 9, CellSpec=1 column=14 xchart=5 xchart=14 IdGamp=8

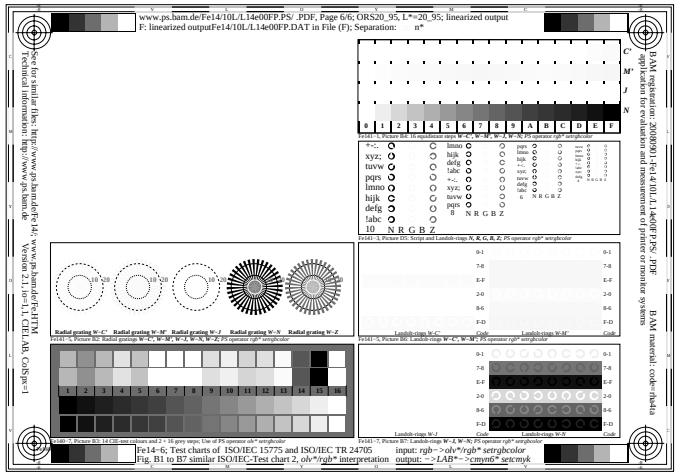
www.ps.bam.de/Fe14/10L/L14e00FP.PS/ .PDF, Page 6/6; ORS20_95, L*=20_95; linearized output
F: linearized outputFe14/10L/L14e00FP.DAT in File (F); Separation: n*
Fe14-6; Test charts of ISO/IEC 15775 and ISO/IEC TR 24705
Fig. B1 to B7 similar ISO/IEC-Test chart 2, olv*/rgb* interpretation
input: rgb*->olv*/rgb* setrgbcolor
output: *->LAB*->cmyn6* setcmyk


www.ps.bam.de/Fe14/10L/L14e00FP.PS/ .PDF, Page 6/6; ORS20_95, L*=20_95; linearized output
F: linearized outputFe14/10L/L14e00FP.DAT in File (F); Separation: n*
Fe14-7; Test charts of ISO/IEC 15775 and ISO/IEC TR 24705
Fig. B4 to B7 similar ISO/IEC-Test chart 2, olv*/rgb* interpretation
input: rgb*->olv*/rgb* setrgbcolor
output: *->LAB*->cmyn6* setcmyk


Fe140 - 9, CellSpec=1 column=14 xchart=5 xchart=14 IdGamp=8


Fe140 - 8, CellSpec=1 column=14 xchart=5 xchart=14 IdGamp=8