
www.ps.bam.de/Fe13/10L/L13e00FP.PS/ .PDF, Page 2/6; FRS12_95, L*=20_95; linearized output
F: linearized outputFe13/10L/L13e00FP.DAT in File (F)
image pixel: 192 x 128
384 x 256
768 x 512
1536 x 1024
3072 x 2048
Fe13–1; Test charts of ISO/IEC 15775 and ISO/IEC TR 24705
Fig. B1 to B7 similar ISO/IEC-Test chart 2, olv*/rgb* interpretation
input: rgb–>olv*/rgb* setrgbcolor
output: –>LAB*–>cmyn6* setcmyk
See for similar files: http://www.ps.bam.de/Fe12/; www.ps.bam.de/Fe.HTM
Technical information: http://www.ps.bam.de
BAM registration: 20080901-Fe13/10L/L13e00FP.PS/ .PDF
application for evaluation and measurement of printer or monitor systems
BAM material: code=tbak4a
Version 2.1, ir*=1.1, CIELAB, CalSys=0


www.ps.bam.de/Fe13/10L/L13e00FP.PS/ .PDF, Page 2/6; FRS12_95, L*=20_95; linearized output
F: linearized outputFe13/10L/L13e00FP.DAT in File (F)
Fe13–2; Test charts of ISO/IEC 15775 and ISO/IEC TR 24705
Fig. B4 to B7 similar ISO/IEC-Test chart 2, olv*/rgb* interpretation
input: rgb–>olv*/rgb* setrgbcolor
output: –>LAB*–>cmyn6* setcmyk


www.ps.bam.de/Fe13/10L/L13e00FP.PS/ .PDF, Page 2/6; FRS12_95, L*=20_95; linearized output
F: linearized outputFe13/10L/L13e00FP.DAT in File (F)
Fe13–3; Test charts of ISO/IEC 15775 and ISO/IEC TR 24705
Fig. D1 to D7 similar ISO/IEC-Test chart 4, olv*/rgb* interpretation
input: rgb–>olv*/rgb* setrgbcolor
output: –>LAB*–>cmyn6* setcmyk


www.ps.bam.de/Fe13/10L/L13e00FP.PS/ .PDF, Page 2/6; FRS12_95, L*=20_95; linearized output
F: linearized outputFe13/10L/L13e00FP.DAT in File (F)
Fe13–4; Test charts of ISO/IEC 15775 and ISO/IEC TR 24705
Fig. D4 to D7 similar ISO/IEC-Test chart 4, olv*/rgb* interpretation
input: rgb–>olv*/rgb* setrgbcolor
output: –>LAB*–>cmyn6* setcmyk




www.ps.bam.de/Fe13/10L/L13e00FP.PS/ .PDF, Page 2/6; FRS12_95, L*=20_95; linearized output
F: linearized outputFe13/10L/L13e00FP.DAT in File (F)
Fe13–6; Test charts of ISO/IEC 15775 and ISO/IEC TR 24705
Fig. B1 to B7 similar ISO/IEC-Test chart 2, olv*/rgb* interpretation
input: rgb–>olv*/rgb* setrgbcolor
output: –>LAB*–>cmyn6* setcmyk


www.ps.bam.de/Fe13/10L/L13e00FP.PS/ .PDF, Page 2/6; FRS12_95, L*=20_95; linearized output
F: linearized outputFe13/10L/L13e00FP.DAT in File (F)
Fe13–7; Test charts of ISO/IEC 15775 and ISO/IEC TR 24705
Fig. B4 to B7 similar ISO/IEC-Test chart 2, olv*/rgb* interpretation
input: rgb–>olv*/rgb* setrgbcolor
output: –>LAB*–>cmyn6* setcmyk


www.ps.bam.de/Fe13/10L/L13e00FP.PS/ .PDF, Page 2/6; FRS12_95, L*=20_95; linearized output
F: linearized outputFe13/10L/L13e00FP.DAT in File (F)
Fe13–8; Test charts of ISO/IEC 15775 and ISO/IEC TR 24705
Fig. D1 to D7 similar ISO/IEC-Test chart 4, olv*/rgb* interpretation
input: rgb–>olv*/rgb* setrgbcolor
output: –>LAB*–>cmyn6* setcmyk


www.ps.bam.de/Fe13/10L/L13e00FP.PS/ .PDF, Page 2/6; FRS12_95, L*=20_95; linearized output
F: linearized outputFe13/10L/L13e00FP.DAT in File (F)
Fe13–9; Test charts of ISO/IEC 15775 and ISO/IEC TR 24705
Fig. D4 to D7 similar ISO/IEC-Test chart 4, olv*/rgb* interpretation
input: rgb–>olv*/rgb* setrgbcolor
output: –>LAB*–>cmyn6* setcmyk