
www.ps.bam.de/Fe09/10/Y/Y10100NP.PS./PDF, Page 1/6; ORS20_95, L*=20_95; start output
N: No Output Linearization (OL) data in File (F), Startup (S) or Device (D)
Fe09-1; Test charts of ISO/IEC 15775 and ISO/IEC TR 24705
Fig. B1 to B7 similar ISO/IEC-Test chart 2, olv*/rgb* interpretation
input: rgb-->olv*/rgb* settrgbcolor
output: no change compared to input


www.ps.bam.de/Fe09/10/Y/Y10100NP.PS./PDF, Page 1/6; ORS20_95, L*=20_95; start output
N: No Output Linearization (OL) data in File (F), Startup (S) or Device (D)
Fe09-2; Test charts of ISO/IEC 15775 and ISO/IEC TR 24705
Fig. B4 to B7 similar ISO/IEC-Test chart 2, olv*/rgb* interpretation
input: rgb-->olv*/rgb* settrgbcolor
output: no change compared to input

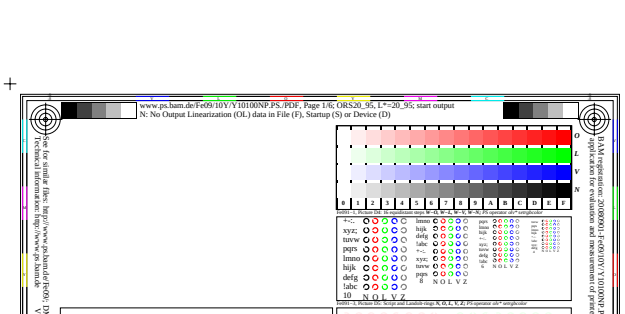
www.ps.bam.de/Fe09/10/Y/Y10100NP.PS./PDF, Page 1/6; ORS20_95, L*=20_95; start output
N: No Output Linearization (OL) data in File (F), Startup (S) or Device (D)
Fe09-3; Test charts of ISO/IEC 15775 and ISO/IEC TR 24705
Fig. D1 to D7 similar ISO/IEC-Test chart 4, olv*/rgb* interpretation
input: rgb-->olv*/rgb* settrgbcolor
output: no change compared to input


www.ps.bam.de/Fe09/10/Y/Y10100NP.PS./PDF, Page 1/6; ORS20_95, L*=20_95; start output
N: No Output Linearization (OL) data in File (F), Startup (S) or Device (D)
Fe09-4; Test charts of ISO/IEC 15775 and ISO/IEC TR 24705
Fig. D4 to D7 similar ISO/IEC-Test chart 4, olv*/rgb* interpretation
input: rgb-->olv*/rgb* settrgbcolor
output: no change compared to input




www.ps.bam.de/Fe09/10/Y/Y10100NP.PS./PDF, Page 1/6; ORS20_95, L*=20_95; start output
N: No Output Linearization (OL) data in File (F), Startup (S) or Device (D)
Fe09-6; Test charts of ISO/IEC 15775 and ISO/IEC TR 24705
Fig. B1 to B7 similar ISO/IEC-Test chart 2, olv*/rgb* interpretation
input: rgb-->olv*/rgb* settrgbcolor
output: no change compared to input


www.ps.bam.de/Fe09/10/Y/Y10100NP.PS./PDF, Page 1/6; ORS20_95, L*=20_95; start output
N: No Output Linearization (OL) data in File (F), Startup (S) or Device (D)
Fe09-7; Test charts of ISO/IEC 15775 and ISO/IEC TR 24705
Fig. B4 to B7 similar ISO/IEC-Test chart 2, olv*/rgb* interpretation
input: rgb-->olv*/rgb* settrgbcolor
output: no change compared to input

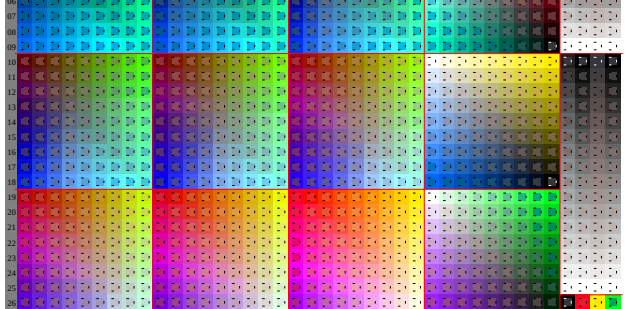
www.ps.bam.de/Fe09/10/Y/Y10100NP.PS./PDF, Page 1/6; ORS20_95, L*=20_95; start output
N: No Output Linearization (OL) data in File (F), Startup (S) or Device (D)
Fe09-8; Test charts of ISO/IEC 15775 and ISO/IEC TR 24705
Fig. D1 to D7 similar ISO/IEC-Test chart 4, olv*/rgb* interpretation
input: rgb-->olv*/rgb* settrgbcolor
output: no change compared to input


www.ps.bam.de/Fe09/10/Y/Y10100NP.PS./PDF, Page 1/6; ORS20_95, L*=20_95; start output
N: No Output Linearization (OL) data in File (F), Startup (S) or Device (D)
Fe09-9; Test charts of ISO/IEC 15775 and ISO/IEC TR 24705
Fig. D4 to D7 similar ISO/IEC-Test chart 4, olv*/rgb* interpretation
input: rgb-->olv*/rgb* settrgbcolor
output: no change compared to input



Fe09–1; Test charts of ISO/IEC 15775 and ISO/IEC TR 24705 input: *rgb*->olv*/rgb* setrgbcolor*
Fig. B1 to B7 similar ISO/IEC-Test chart 2, *olv*/rgb* interpretation output: *olv*/rgb*->cmyn6* setcmyk*



Fe09–2; Test charts of ISO/IEC 15775 and ISO/IEC TR 24705 input: *rgb*->olv*/rgb* setrgbcolor*
Fig. B4 to B7 similar ISO/IEC-Test chart 2, *olv*/rgb* interpretation output: *olv*/rgb*->cmyn6* setcmyk*



Fe09–3; Test charts of ISO/IEC 15775 and ISO/IEC TR 24705 input: *rgb*->olv*/rgb* setrgbcolor*
Fig. D1 to D7 similar ISO/IEC-Test chart 4, *olv*/rgb* interpretation output: *olv*/rgb*->cmyn6* setcmyk*



Fe09–4; Test charts of ISO/IEC 15775 and ISO/IEC TR 24705 input: *rgb*->olv*/rgb* setrgbcolor*
Fig. D4 to D7 similar ISO/IEC-Test chart 4, *olv*/rgb* interpretation output: *olv*/rgb*->cmyn6* setcmyk*





Fe09–5; Test charts of ISO/IEC 15775 and ISO/IEC TR 24705 input: *rgb*->olv*/rgb* setrgbcolor*
Fig. B1 to B7 similar ISO/IEC-Test chart 2, *olv*/rgb* interpretation output: *olv*/rgb*->cmyn6* setcmyk*



Fe09–7; Test charts of ISO/IEC 15775 and ISO/IEC TR 24705 input: *rgb*->olv*/rgb* setrgbcolor*
Fig. B4 to B7 similar ISO/IEC-Test chart 2, *olv*/rgb* interpretation output: *olv*/rgb*->cmyn6* setcmyk*



Fe09–8; Test charts of ISO/IEC 15775 and ISO/IEC TR 24705 input: *rgb*->olv*/rgb* setrgbcolor*
Fig. D1 to D7 similar ISO/IEC-Test chart 4, *olv*/rgb* interpretation output: *olv*/rgb*->cmyn6* setcmyk*



Fe09–9; Test charts of ISO/IEC 15775 and ISO/IEC TR 24705 input: *rgb*->olv*/rgb* setrgbcolor*
Fig. D4 to D7 similar ISO/IEC-Test chart 4, *olv*/rgb* interpretation output: *olv*/rgb*->cmyn6* setcmyk*

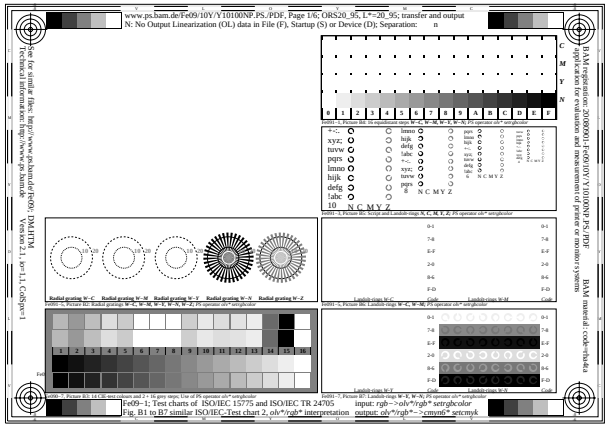
www.ps.bam.de/Fe09/10Y/Y10100NP.PS./PDF, Page 1/6; ORS20_95, L*=20_95; transfer and output
N: No Output Linearization (OL) data in File (F), Startup (S) or Device (D); Separation: n
Use for similar files: http://www.ps.bam.de/Fe09/ DM.HTM
Technical information: http://www.ps.bam.de
Version 2.1, ie=1.1, Col$ye=1
BAM registration: 20000001-Fe09/10Y/Y10100NP.PS./PDF
application for evaluation and measurement of printer or monitor systems
BAM material: code=tbaka
Fe09–1; Test charts of ISO/IEC 15775 and ISO/IEC TR 24705
Fig. B1 to B7 similar ISO/IEC-Test chart 2, olv*/rgb* interpretation
input: rgb*->olv*/rgb* setrgbcolor
output: olv*/rgb*->cmyn6* setcmyk


www.ps.bam.de/Fe09/10Y/Y10100NP.PS./PDF, Page 1/6; ORS20_95, L*=20_95; transfer and output
N: No Output Linearization (OL) data in File (F), Startup (S) or Device (D); Separation: n
Use for similar files: http://www.ps.bam.de/Fe09/ DM.HTM
Technical information: http://www.ps.bam.de
Version 2.1, ie=1.1, Col$ye=1
BAM registration: 20000001-Fe09/10Y/Y10100NP.PS./PDF
application for evaluation and measurement of printer or monitor systems
BAM material: code=tbaka
Fe09–2; Test charts of ISO/IEC 15775 and ISO/IEC TR 24705
Fig. B4 to B7 similar ISO/IEC-Test chart 2, olv*/rgb* interpretation
input: rgb*->olv*/rgb* setrgbcolor
output: olv*/rgb*->cmyn6* setcmyk

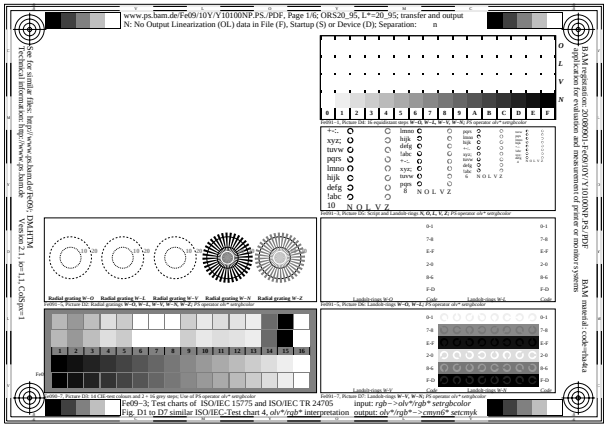
www.ps.bam.de/Fe09/10Y/Y10100NP.PS./PDF, Page 1/6; ORS20_95, L*=20_95; transfer and output
N: No Output Linearization (OL) data in File (F), Startup (S) or Device (D); Separation: n
Use for similar files: http://www.ps.bam.de/Fe09/ DM.HTM
Technical information: http://www.ps.bam.de
Version 2.1, ie=1.1, Col$ye=1
BAM registration: 20000001-Fe09/10Y/Y10100NP.PS./PDF
application for evaluation and measurement of printer or monitor systems
BAM material: code=tbaka
Fe09–3; Test charts of ISO/IEC 15775 and ISO/IEC TR 24705
Fig. D1 to D7 similar ISO/IEC-Test chart 4, olv*/rgb* interpretation
input: rgb*->olv*/rgb* setrgbcolor
output: olv*/rgb*->cmyn6* setcmyk


www.ps.bam.de/Fe09/10Y/Y10100NP.PS./PDF, Page 1/6; ORS20_95, L*=20_95; transfer and output
N: No Output Linearization (OL) data in File (F), Startup (S) or Device (D); Separation: n
Use for similar files: http://www.ps.bam.de/Fe09/ DM.HTM
Technical information: http://www.ps.bam.de
Version 2.1, ie=1.1, Col$ye=1
BAM registration: 20000001-Fe09/10Y/Y10100NP.PS./PDF
application for evaluation and measurement of printer or monitor systems
BAM material: code=tbaka
Fe09–4; Test charts of ISO/IEC 15775 and ISO/IEC TR 24705
Fig. D4 to D7 similar ISO/IEC-Test chart 4, olv*/rgb* interpretation
input: rgb*->olv*/rgb* setrgbcolor
output: olv*/rgb*->cmyn6* setcmyk



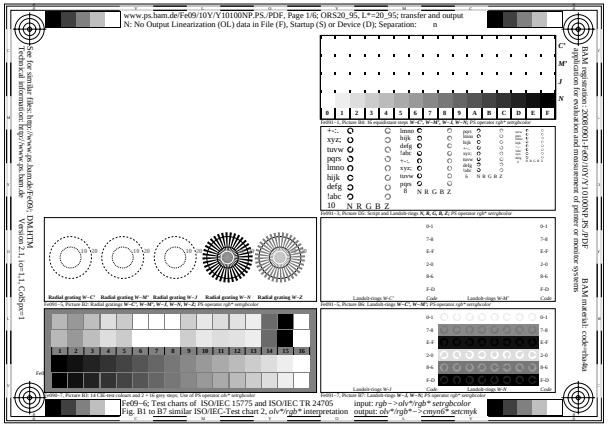
www.ps.bam.de/Fe09/10Y/Y10100NP.PS./PDF, Page 1/6; ORS20_95, L*=20_95; transfer and output
N: No Output Linearization (OL) data in File (F), Startup (S) or Device (D); Separation: n
Use for similar files: http://www.ps.bam.de/Fe09/ DM.HTM
Technical information: http://www.ps.bam.de
Version 2.1, ie=1.1, Col$ye=1
BAM registration: 20000001-Fe09/10Y/Y10100NP.PS./PDF
application for evaluation and measurement of printer or monitor systems
BAM material: code=tbaka
Fe09–6; Test charts of ISO/IEC 15775 and ISO/IEC TR 24705
Fig. B1 to B7 similar ISO/IEC-Test chart 2, olv*/rgb* interpretation
input: rgb*->olv*/rgb* setrgbcolor
output: olv*/rgb*->cmyn6* setcmyk


www.ps.bam.de/Fe09/10Y/Y10100NP.PS./PDF, Page 1/6; ORS20_95, L*=20_95; transfer and output
N: No Output Linearization (OL) data in File (F), Startup (S) or Device (D); Separation: n
Use for similar files: http://www.ps.bam.de/Fe09/ DM.HTM
Technical information: http://www.ps.bam.de
Version 2.1, ie=1.1, Col$ye=1
BAM registration: 20000001-Fe09/10Y/Y10100NP.PS./PDF
application for evaluation and measurement of printer or monitor systems
BAM material: code=tbaka
Fe09–7; Test charts of ISO/IEC 15775 and ISO/IEC TR 24705
Fig. B4 to B7 similar ISO/IEC-Test chart 2, olv*/rgb* interpretation
input: rgb*->olv*/rgb* setrgbcolor
output: olv*/rgb*->cmyn6* setcmyk

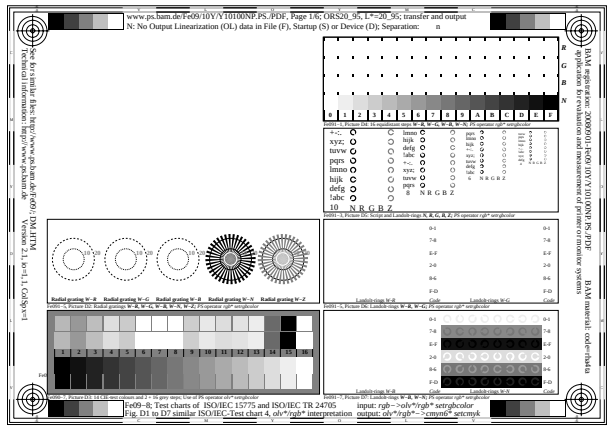
www.ps.bam.de/Fe09/10Y/Y10100NP.PS./PDF, Page 1/6; ORS20_95, L*=20_95; transfer and output
N: No Output Linearization (OL) data in File (F), Startup (S) or Device (D); Separation: n
Use for similar files: http://www.ps.bam.de/Fe09/ DM.HTM
Technical information: http://www.ps.bam.de
Version 2.1, ie=1.1, Col$ye=1
BAM registration: 20000001-Fe09/10Y/Y10100NP.PS./PDF
application for evaluation and measurement of printer or monitor systems
BAM material: code=tbaka
Fe09–8; Test charts of ISO/IEC 15775 and ISO/IEC TR 24705
Fig. D1 to D7 similar ISO/IEC-Test chart 4, olv*/rgb* interpretation
input: rgb*->olv*/rgb* setrgbcolor
output: olv*/rgb*->cmyn6* setcmyk


www.ps.bam.de/Fe09/10Y/Y10100NP.PS./PDF, Page 1/6; ORS20_95, L*=20_95; transfer and output
N: No Output Linearization (OL) data in File (F), Startup (S) or Device (D); Separation: n
Use for similar files: http://www.ps.bam.de/Fe09/ DM.HTM
Technical information: http://www.ps.bam.de
Version 2.1, ie=1.1, Col$ye=1
BAM registration: 20000001-Fe09/10Y/Y10100NP.PS./PDF
application for evaluation and measurement of printer or monitor systems
BAM material: code=tbaka
Fe09–9; Test charts of ISO/IEC 15775 and ISO/IEC TR 24705
Fig. D4 to D7 similar ISO/IEC-Test chart 4, olv*/rgb* interpretation
input: rgb*->olv*/rgb* setrgbcolor
output: olv*/rgb*->cmyn6* setcmyk