se lignende filer: http://farbe.li.tu-berlin.de/AN06/AN06.HTM
teknisk informasjon: http://farbe.li.tu-berlin.de/ eller http://farbe.li.tu-berlin.de/AE.HTM

TUB Registrering: 20190301-AN06/AN06L0FA.TXT /.PS
anvendelse for måling av display og utskriftsutgang
TUB-materiell: code=rha4ta

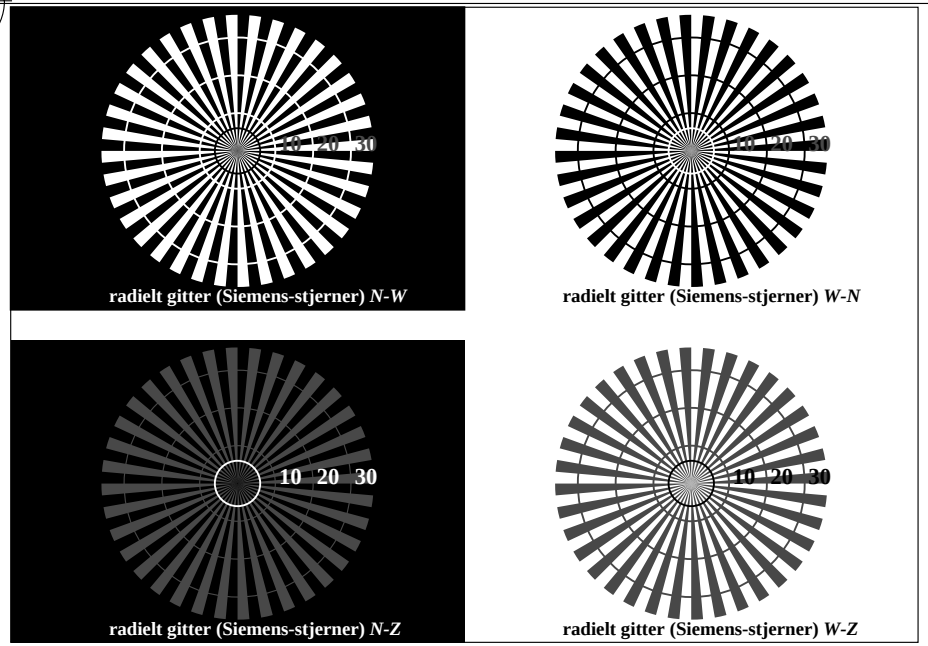

AN060-3, Figur A1W$_{de}$: Element A: Radielt gitter *N-W*, *W-N*, *N-Z* og *W-Z*; *PS* operator: *rgb/cmy0/w/000n*

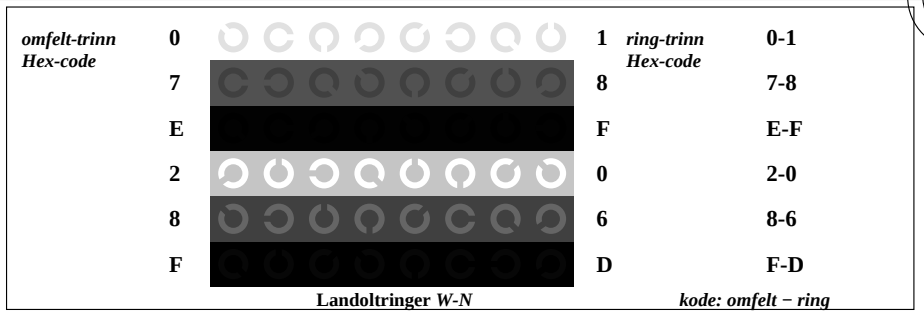

AN061-1, Figur A4W$_{de}$: Element D: Landoltringer *W-N*; *PS* operator: *rgb/cmy0/w/000n*

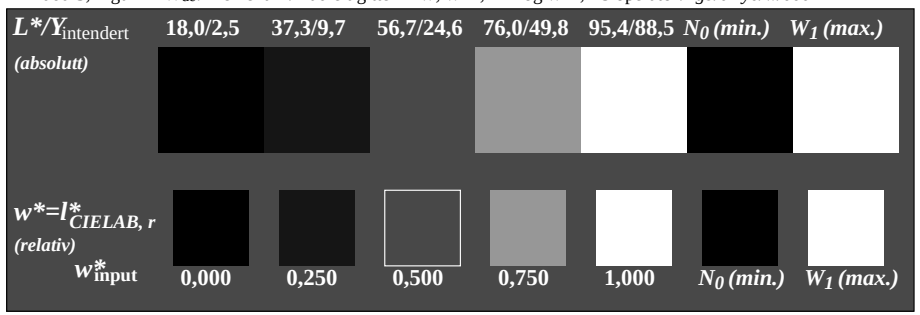

AN060-5, Figur A2W$_{de}$: Element B: 5 visuelle ekvidistante *L**-gråtrinn + *N0* + *W1*; *PS* operator: *rgb/cmy0/w/000n*

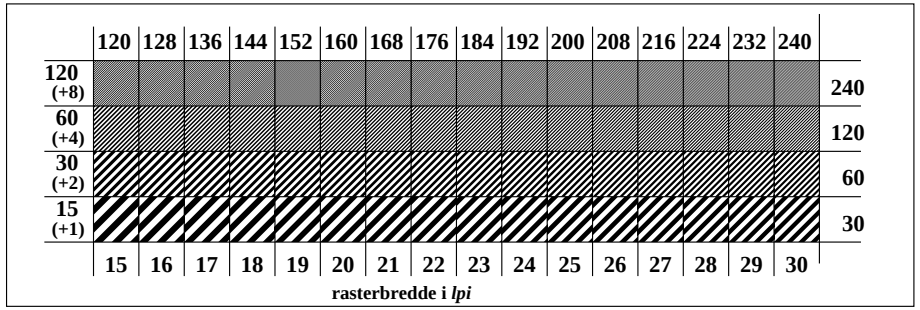

AN061-3, Figur A5W$_{de}$: Element E: Linjeraster med 45° (eller 135°); *PS* operator: *rgb/cmy0/w/000n*

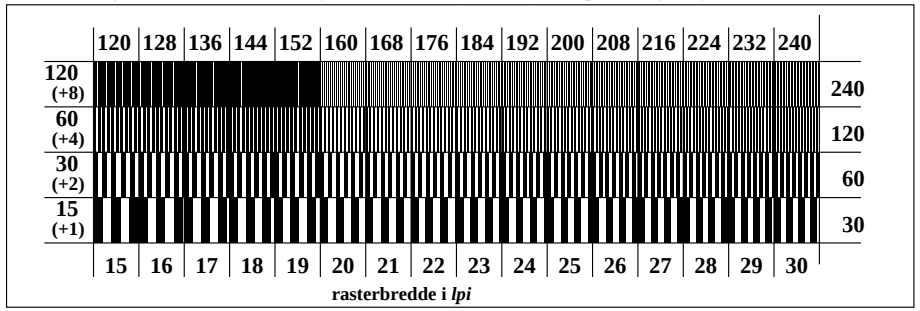

AN061-5, Figur A6W$_{de}$: Element F: Linjeraster med 90° (eller 0°); *PS* operator: *rgb/cmy0/w/000n*

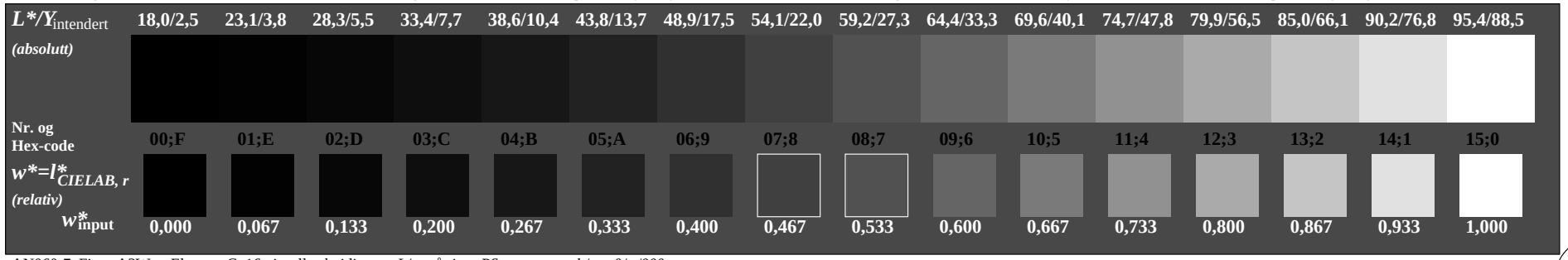

AN060-7, Figur A3W$_{de}$: Element C: 16 visuelle ekvidistante *L**−gråtrinn; *PS* operator: *rgb/cmy0/w/000n*

Prøveplansje AN06 infølge ISO 9241-306
akromatisk prøveplansje *N*

input: *rgb/cmy0/000n/w set...*
output: *->rgb*$_{de}$ *setrgbcolor*