see similar files: http://farbe.li.tu-berlin.de/AEO1/AEO1.HTM
technical information: http://farbe.li.tu-berlin.de or http://130.149.60.45/~farbmetrik

Ostw data rgb*, XYZxy, and L*ABCh$_{AB}$ in L*A*BD*-colour space

Tristimulus values of black and white: Y_{Nc}=0, Y_W=88,6

	CIEXYZ data				L*ABCh$_{AB}$ data					
	rgb*$_c$	X_c	Y_c	x_c	y_c	L^*	C^*_{AB}	h^*_{AB}	$C_{ab,c}$	$h_{ab,c}$
y_c	1 0 0	55,28	36,99	0,67	0,594	0,397	67,26	52,93	36,37	64,22
V_c	1 1 0	67,93	72,65	1,12	0,479	0,512	88,28	-2,93	71,61	71,67
G_c	0 1 0	21,11	57,87	13,29	0,228	0,627	80,66	-89,15	45,66	100,16
C_c	0 1 1	28,91	51,60	95,79	0,163	0,292	77,04	-52,96	-38,36	64,24
B_c	0 0 1	16,26	15,93	95,34	0,127	0,124	46,89	2,93	-71,61	71,67
M_c	1 0 1	43,08	30,71	83,17	0,356	0,173	62,26	89,12	-45,66	100,14
N_c	0 0 0	0,00	0,00	0,00	0,333	0,333	0,08	0,00	0,00	0,00
W_c	1 1 1	84,21	88,60	96,48	0,312	0,329	95,41	0,00	0,00	0,00
$N1_c$	0,80	0,00	0,00	0,00	0,333	0,333	0,08	0,00	0,00	0,00
$W1_c$	1,13	95,05	100,01	108,30	0,313	0,329	100,00	-0,00	0,55	0,55
$Z1_c$	0,18	17,10	17,99	19,49	0,313	0,329	49,48	0,01	0,09	0,09

Ostw data rgb*, XYZxy, and L*ABCh$_{AB}$ in L*A*BD*-colour space

Tristimulus values of black and white: Y_{Nc}=0,0, Y_W=88,6

L*ABCh$_{AB}$ data

R_c	1 0 0	67	52	36	64	34
Y_c	1 1 0	88	-2	71	71	92
G_c	0 1 0	80	-89	45	100	152
C_c	0 1 1	77	-52	-38	64	214
B_c	0 0 1	46	2	-71	71	272
M_c	1 0 1	62	89	-45	100	332
N_c	0 0 0	0	0	0	0	0
W_c	1 1 1	95	0	0	0	0

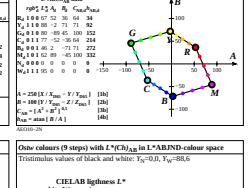

Ostw data rgb*, XYZxy, and L*ABCh$_{AB}$ in L*A*BD*-colour space

Tristimulus values of black and white: Y_{Nc}=2,2, Y_{Wc}=79,9, Y_{Zc}=18.

L*ABCh$_{AB}$ data

R_c	1 0 0	58,58	34,65	2,89	0,594	0,397	69,48	86,41	31,90	56,32
Y_c	1 1 0	61,68	65,94	3,39	0,479	0,512	84,96	-2,60	62,82	62,88
G_c	0 1 0	20,62	52,97	14,06	0,228	0,627	77,86	-78,20	46,06	87,86
C_c	0 1 1	25,48	47,07	86,45	0,163	0,292	74,49	-46,46	-31,91	56,36
B_c	0 0 1	16,37	16,19	86,05	0,127	0,124	47,22	2,57	-62,82	62,88
M_c	1 0 1	37,42	28,15	75,38	0,356	0,173	60,91	78,15	-40,06	87,82
N_c	0 0 0	2,11	2,21	2,41	0,333	0,333	16,59	0,01	0,00	0,01
W_c	1 1 1	75,95	79,92	87,05	0,312	0,329	91,65	-0,03	-0,01	0,03
$N1_c$	0,80	2,11	2,21	2,41	0,333	0,333	16,59	0,01	0,00	0,01
$W1_c$	1,13	85,46	90,04	97,42	0,313	0,329	95,97	-0,04	0,47	0,47
$Z1_c$	0,18	17,10	17,99	19,50	0,313	0,329	49,49	0,01	0,08	0,08

Ostw data rgb*, XYZxy, and L*ABCh$_{AB}$ in L*A*BD*-colour space

Tristimulus values of black and white: Y_{Nc}=2,2, Y_{Wc}=79,9, Y_{Zc}=18.

L*ABCh$_{AB}$ data

R_c	1 0 0	65	46	31	56	34
Y_c	1 1 0	77	-78	40	87	152
G_c	0 1 0	71	-62	-62	62	92
C_c	0 1 1	74	-46	-31	56	214
B_c	0 0 1	47	2	-62	62	272
M_c	1 0 1	60	78	-40	87	332
N_c	0 0 0	16	0	0	0	0
W_c	1 1 1	91	0	0	0	0

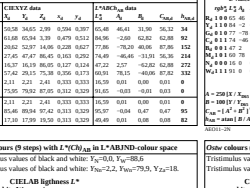

$$A = 250\,(X/X_{Nc} - Y/Y_{Nc})\quad [1b]$$
$$B = 100\,(Y/Y_{Nc} - Z/Z_{Nc})\quad [2b]$$
$$C_{ab} = (A^2 + B^2)^{1/2}\quad [3b]$$
$$h_{ab} = \mathrm{atan}\,(B/A)\quad [4b]$$

Ostw colours (9 steps) with L*(Ch)$_{AB}$ in L*A*BD*-colour space

Tristimulus values of black and white: Y_{Nc}=0, Y_W=88,6

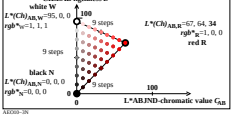

Ostw colours (9 steps) with L*(Ch)$_{AB}$ in L*A*BD*-colour space

Tristimulus values of black and white: Y_{Nc}=0, Y_W=88,6

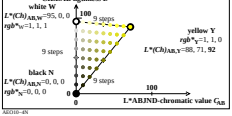

Ostw colours (9 steps) with L*(Ch)$_{AB}$ in L*A*BD*-colour space

Tristimulus values of black and white: Y_{Nc}=0,0, Y_W=88,6



Ostw colours (9 steps) with L*(Ch)$_{AB}$ in L*A*BD*-colour space

Tristimulus values of black and white: Y_{Nc}=0,0, Y_W=88,6

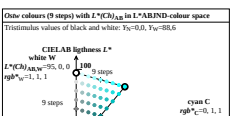

Ostw colours (9 steps) with L*(Ch)$_{AB}$ in L*A*BD*-colour space

Tristimulus values of black and white: Y_{Nc}=0,0, Y_W=88,6

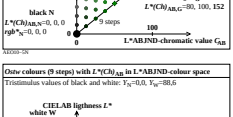

Ostw colours (9 steps) with L*(Ch)$_{AB}$ in L*A*BD*-colour space

Tristimulus values of black and white: Y_{Nc}=0,0, Y_W=88,6

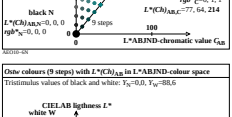

Ostw colours (9 steps) with L*(Ch)$_{AB}$ in L*A*BD*-colour space

Tristimulus values of black and white: Y_{Nc}=0,0, Y_W=88,6

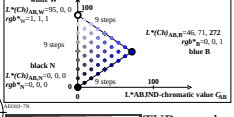

Ostw colours (9 steps) with L*(Ch)$_{AB}$ in L*A*BD*-colour space

Tristimulus values of black and white: Y_{Nc}=2,2, Y_{Wc}=79,9, Y_{Zc}=18.

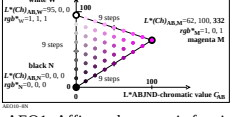

Ostw colours (9 steps) with L*(Ch)$_{AB}$ in L*A*BD*-colour space

Tristimulus values of black and white: Y_{Nc}=0,0, Y_W=88,6

Ostw colours (9 steps) with L*(Ch)$_{AB}$ in L*A*BD*-colour space

Tristimulus values of black and white: Y_{Nc}=2,2, Y_{Wc}=79,9, Y_{Zc}=18.

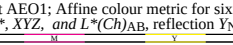

TUB-test chart AEO1; Affine colour metric for six device hues — input: *rgb/cmy0 (No 1MR)*

Ostw data *rgb*, XYZ, and L*(Ch)*$_{AB}$, reflection Y_N=0 & Y_{Nn}=2,52, Y_W=88,6, adaptation Y_Za=18.