see similar files: http://farbe.li.tu-berlin.de/AEN2/AEN2.HTM
technical information: http://farbe.li.tu-berlin.de or http://130.149.60.45/~farbmetrik

Offs data rgb, XYZxy, and LabCH*$_{ab}$ in the CIELAB-colour space

Tristimulus values of black and white: Y_{Ns}=0, Y_W=88,6

		CIEXYZ data				LabCH$_{ab}$ data				
	rgb*	X_n	Y_n	x_n	y_n	L^*_{ab}	a^*_{ab}	b^*_{ab}	C^*_{ab}	h_{ab}
S_n	1 0 0	20,01	16,24	4,26	0,585	0,328	47,28	63,84	41,22	76,60
Y_n	1 1 0	63,74	72,69	8,27	0,440	0,502	88,29	-11,92	95,13	95,87
G_n	0 1 0	8,53	20,04	9,58	0,223	0,525	51,89	-68,78	28,10	74,31
C_n	0 1 1	18,74	26,27	69,01	0,164	0,230	58,29	-29,21	-43,70	52,57
B_n	0 0 1	6,22	4,51	22,05	0,186	0,135	25,29	23,51	-47,30	52,82
M_n	1 0 1	32,46	16,95	23,04	0,449	0,233	48,19	72,77	-9,48	73,27
S_N	0 0 0	0,01	0,01	0,01	0,333	0,333	0,09	0,02	0,01	0,02
Y_N	1 1 1	84,21	88,60	96,48	0,312	0,329	95,41	-0,00	0,00	0,00
N_{L1}	0,00	0,01	0,01	0,01	0,333	0,333	0,09	0,02	0,01	0,02
W_{L1}	1,13	95,05	100,00	108,90	0,312	0,329	100,00	0,00	0,00	0,00
Z_{L1}	0,18	17,11	18,00	19,60	0,312	0,329	49,49	0,00	0,00	0,00

AEN20--3N

Offs data rgb, XYZxy, and LabCH*$_{ab}$ in the CIELAB-colour space

Tristimulus values of black and white: Y_{Ns}=0, Y_W=88,6

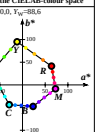

	rgb*	X_n	Y_n	x_n	y_n	L^*_{ab}	C^*_{ab}	h_{ab}
R_n	1 0 0	20,18	16,61	4,36	0,585	0,328	63	32
W_n	1 0 0	88	-11	95	95	97	95	97
G_n	0 1 0	51	-68	28	74	157		
C_n	0 1 1	58	-29	-43	52	236		
B_n	0 0 1	25	23	-47	52	296		
M_n	1 0 1	48	72	-9	73	353		
N_s	0 0 0	0	0	0	0	0		
W_N	1 1 1	95	0	0	0	0		

AEN20--2N

Offs data rgb, XYZxy, and LabCH*$_{ab}$ in the CIELAB-colour space

Tristimulus values of black and white: Y_{Ns}=12,4, Y_{Wn}=39,7, Y_{Za}=18.

		CIEXYZ data				LabCH$_{ab}$ data				
	rgb*	X_n	Y_n	x_n	y_n	L^*_{ab}	a^*_{ab}	b^*_{ab}	C^*_{ab}	h_{ab}
S_n	1 0 0	28,78	17,45	14,86	0,585	0,328	48,83	21,77	8,79	21,48
Y_n	1 1 0	31,50	34,87	16,10	0,440	0,502	65,05	-5,94	35,02	35,52
G_n	0 1 0	14,46	18,63	16,50	0,223	0,525	50,25	-18,65	7,59	20,14
C_n	0 1 1	18,42	20,55	34,85	0,164	0,230	52,45	-10,01	-16,78	21,28
B_n	0 0 1	13,74	13,83	20,54	0,186	0,135	43,99	3,05	-11,25	11,89
M_n	1 0 1	21,69	17,87	12,84	0,449	0,233	49,10	25,67	-2,68	25,83
N_s	0 0 0	11,83	12,44	13,55	0,333	0,333	41,91	-0,00	0,00	0,00
W_N	1 1 1	37,82	39,79	43,33	0,312	0,329	69,31	0,00	-0,00	0,00
N_{L2}	0,00	11,83	12,44	13,55	0,333	0,333	41,91	-0,00	0,00	0,00
W_{L2}	1,13	41,16	43,77	47,16	0,312	0,329	71,76	0,00	-0,00	0,00
Z_{L2}	0,18	17,10	18,00	19,60	0,312	0,329	49,49	0,00	0,00	0,00

AEN21--2N

Offs data rgb, XYZxy, and LabCH*$_{ab}$ in the CIELAB-colour space

Tristimulus values of black and white: Y_{Ns}=12,4, Y_{Wn}=39,7, Y_{Za}=18.

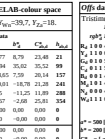

	rgb*	X_n	Y_n	x_n	y_n	L^*_{ab}	C^*_{ab}	h_{ab}
R_n	1 0 0	48	21	8	21	21	21	21
W_n	1 0 0	95	-11	95	95	35	99	
G_n	0 1 0	50	-18	7	20	157		
C_n	0 1 1	52	-10	-18	21	241		
B_n	0 0 1	43	3	-11	11	288		
M_n	1 0 1	49	25	-2	25	354		
N_s	0 0 0	41	0	0	0	0		
W_N	1 1 1	69	0	0	0	0		

AEN21--2N

Offs colours (9 steps) with L(Ch)*$_{ab}$ in the CIELAB-colour space

Tristimulus values of black and white: Y_{Ns}=0, Y_W=88,6



AEN20--3N

Offs colours (9 steps) with L(Ch)*$_{ab}$ in the CIELAB-colour space

Tristimulus values of black and white: Y_{Ns}=0, Y_W=88,6

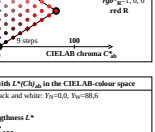

AEN20--4N

Offs colours (9 steps) with L(Ch)*$_{ab}$ in the CIELAB-colour space

Tristimulus values of black and white: Y_{Ns}=12,4, Y_{Wn}=39,7, Y_{Za}=18.



AEN21--2N

Offs colours (9 steps) with L(Ch)*$_{ab}$ in the CIELAB-colour space

Tristimulus values of black and white: Y_{Ns}=12,4, Y_{Wn}=39,7, Y_{Za}=18.

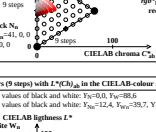

AEN21--4N

Offs colours (9 steps) with L(Ch)*$_{ab}$ in the CIELAB-colour space

Tristimulus values of black and white: Y_{Ns}=0, Y_W=88,6

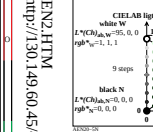

AEN20--5N

Offs colours (9 steps) with L(Ch)*$_{ab}$ in the CIELAB-colour space

Tristimulus values of black and white: Y_{Ns}=0, Y_W=88,6

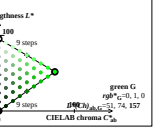

AEN20--6N

Offs colours (9 steps) with L(Ch)*$_{ab}$ in the CIELAB-colour space

Tristimulus values of black and white: Y_{Ns}=12,4, Y_{Wn}=39,7, Y_{Za}=18.

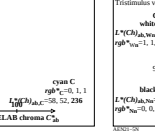

AEN21--5N

Offs colours (9 steps) with L(Ch)*$_{ab}$ in the CIELAB-colour space

Tristimulus values of black and white: Y_{Ns}=12,4, Y_{Wn}=39,7, Y_{Za}=18.

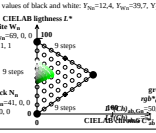

AEN21--6N

Offs colours (9 steps) with L(Ch)*$_{ab}$ in the CIELAB-colour space

Tristimulus values of black and white: Y_{Ns}=0, Y_W=88,6



AEN20--7N

Offs colours (9 steps) with L(Ch)*$_{ab}$ in the CIELAB-colour space

Tristimulus values of black and white: Y_{Ns}=0, Y_W=88,6



AEN20--8N

Offs colours (9 steps) with L(Ch)*$_{ab}$ in the CIELAB-colour space

Tristimulus values of black and white: Y_{Ns}=12,4, Y_{Wn}=39,7, Y_{Za}=18.



AEN21--7N

Offs colours (9 steps) with L(Ch)*$_{ab}$ in the CIELAB-colour space

Tristimulus values of black and white: Y_{Ns}=12,4, Y_{Wn}=39,7, Y_{Za}=18.

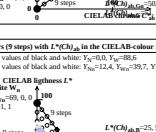

AEN21--8N

TUB-test chart AEN2; Affine colour metric for six device hues

input: *rgb/cmy0 (No 1MR)*

Offs data *rgb*, XYZ, and L*(Ch)*$_{ab}$, reflection Y_N=0 & Y_{NN}=40,32, Y_W=88,6, adaptation Y_{Za}=18.

TUB registration: 20201101-AEN2/AEN2L0N1.TXT /.PS
application for evaluation and measurement of display or print output
TUB material: code=rha4ta