http://farbe.li.tu-berlin.de/AEI3/AEI3L0N1.TXT /.PS; only vector graphic VG; start output
N: no 3D-linearization (OL) in file (F) or PS-startup (S), page 1/1

see similar files: http://farbe.li.tu-berlin.de/AEI3/AEI3.HTM
technical information: http://farbe.li.tu-berlin.de or http://130.149.60.45/~farbmetrik

TUB registration: 20201101-AEI3/AEI3L0N1.TXT /.PS
application for evaluation and measurement of display or print output

TUB material: code=lha4ta

WCGa data rgb^*, XYZxy, and L^*ABCh_{AB} in L*ABND-colour space

Tristimulus values of black and white: Y_N=0,0, Y_W=88,6

	CIEXYZ data					L^*ABCh_{AB} data				
	rgb^*	X_n	Y_n	Z_n	x_n	y_n	L^*_{AB}	A^*_{AB}	B^*_{AB}	$C_{hab,AB}$	$h_{hab,AB}$
y_n	1 0 0	56,41	23,27	0,00	0,708	0,291	55,34	90,24	23,27	93,19	14
Y_n	1 1 0	69,24	83,34	2,48	0,446	0,537	91,16	-26,23	81,86	85,20	107
G_n	0 1 0	12,81	60,07	2,48	0,169	0,797	81,87	-116,48	57,79	130,03	153
c_n	0 1 1	27,77	66,32	96,48	0,145	0,348	85,15	-62,75	-22,27	66,59	193
B_n	0 0 1	14,56	5,25	94,00	0,150	0,045	27,43	26,22	-81,06	85,20	287
M_n	1 0 1	71,39	28,52	94,00	0,368	0,147	60,35	116,46	-57,79	130,02	333
N_n	0 0 0	0,01	0,01	0,01	0,333	0,333	0,09	0,00	0,00	0,00	0
W_n	1 1 1	84,21	88,60	96,48	0,312	0,329	95,41	-0,01	0,00	0,01	0
NL_n	0,00	0,01	0,01	0,01	0,333	0,333	0,09	0,00	0,00	0,00	0
WL_n	1,13	95,05	100,00	108,90	0,312	0,329	100,00	0,00	0,00	0,00	0
ZL_n	0,18	17,11	18,00	19,60	0,312	0,329	49,49	0,00	0,00	0,00	0

AEI30–1N

WCGa data rgb^*, XYZxy, and L^*ABCh_{AB} in L*ABND-colour space

Tristimulus values of black and white: Y_N=0,0, Y_W=88,6

L^*ABCh_{AB} data

	rgb^*	L^*_{AB}	A^*_{AB}	B^*_{AB}	$C_{hab,AB}$	$h_{hab,AB}$
R_n	1 0 0	55 98	23	93	14	
Y_n	1 1 0	91 -26	81	85	107	
G_n	0 1 0	81 -116	57	130	153	
C_n	0 1 1	85 -62	-22	67	193	
B_n	0 0 1	27 26	-81	85	287	
M_n	1 0 1	60 116	-57	130	333	
N_n	0 0 0	0 0	0	0	0	
W_n	1 1 1	95 0	0	0	0	

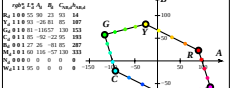

$A = 250\,|X/X_{Wn} - Y/Y_{Wn}|$ [1b]
$B = 100\,|Y/Y_{Wn} - Z/Z_{Wn}|$ [2b]
$C_{hab} = (A^2 + B^2)^{1/2}$ [3b]
$h_{hab} = \mathrm{atan}\,|B/A|$ [4b]

AEI30–2N

WCGa colours (9 steps) with $L^*(h)_{AB}$ in L*ABND-colour space

Tristimulus values of black and white: Y_N=0,0, Y_W=88,6

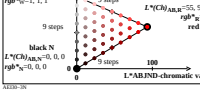

AEI30–3N

WCGa colours (9 steps) with $L^*(h)_{AB}$ in L*ABND-colour space

Tristimulus values of black and white: Y_N=0,0, Y_W=88,6

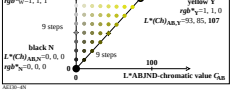

AEI30–4N

WCGa colours (9 steps) with $L^*(h)_{AB}$ in L*ABND-colour space

Tristimulus values of black and white: Y_N=0,0, Y_W=88,6

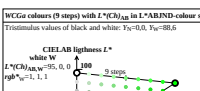

AEI30–5N

WCGa colours (9 steps) with $L^*(h)_{AB}$ in L*ABND-colour space

Tristimulus values of black and white: Y_N=0,0, Y_W=88,6



AEI30–6N

WCGa colours (9 steps) with $L^*(h)_{AB}$ in L*ABND-colour space

Tristimulus values of black and white: Y_N=0,0, Y_W=88,6



AEI30–7N

WCGa colours (9 steps) with $L^*(h)_{AB}$ in L*ABND-colour space

Tristimulus values of black and white: Y_N=0,0, Y_W=88,6

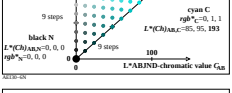

AEI30–8N

WCGa data rgb^*, XYZxy, and L^*ABCh_{AB} in L*ABND-colour space

Tristimulus values of black and white: Y_N=40,3, Y_W=88,6, Y_{Wa}=88,6

	CIEXYZ data					L^*ABCh_{AB} data				
	rgb^*	X_n	Y_n	Z_n	x_n	y_n	L^*_{AB}	A^*_{AB}	B^*_{AB}	$C_{hab,AB}$	$h_{hab,AB}$
y_n	1 0 0	69,87	53,00	43,90	0,708	0,291	77,87	49,17	12,68	50,78	14
Y_n	1 1 0	76,05	85,73	45,25	0,446	0,537	94,19	-14,29	44,18	46,43	107
G_n	0 1 0	45,30	73,05	45,25	0,169	0,797	88,47	-63,48	31,50	70,86	153
c_n	0 1 1	50,45	76,45	96,48	0,145	0,348	90,07	-50,55	-12,13	51,99	193
B_n	0 0 1	46,47	43,18	95,13	0,130	0,045	71,67	14,28	-44,17	46,42	287
M_n	1 0 1	57,22	55,86	95,13	0,368	0,147	79,53	63,46	-31,49	70,85	333
N_n	0 0 0	38,32	40,32	43,90	0,333	0,333	69,70	-0,01	0,00	0,01	0
W_n	1 1 1	84,21	88,60	96,48	0,312	0,329	95,41	-0,00	0,00	0,00	0
NL_n	0,00	38,32	40,32	43,90	0,333	0,333	69,70	-0,01	0,00	0,01	0
WL_n	1,13	99,11	94,81	103,25	0,312	0,329	97,95	0,00	-0,00	0,00	0
ZL_n	0,18	47,64	50,12	54,58	0,312	0,329	75,14	-0,00	0,00	0,01	0

AEI31–1N

WCGa data rgb^*, XYZxy, and L^*ABCh_{AB} in L*ABND-colour space

Tristimulus values of black and white: Y_N=40,3, Y_W=88,6, Y_{Wa}=88,6

L^*ABCh_{AB} data

	rgb^*	L^*_{AB}	A^*_{AB}	B^*_{AB}	$C_{hab,AB}$	$h_{hab,AB}$
R_n	1 0 0	77 49	12	50	14	
Y_n	1 1 0	94 -14	-44	46	107	
G_n	0 1 0	88 -63	31	70	153	
C_n	0 1 1	90 -50	-12	51	193	
B_n	0 0 1	71 14	-44	46	287	
M_n	1 0 1	79 63	-31	70	333	
N_n	0 0 0	69 0	0	0	0	
W_n	1 1 1	95 0	0	0	0	

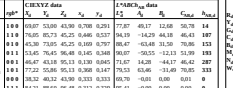

$A = 250\,|X/X_{Wn} - Y/Y_{Wn}|$ [1b]
$B = 100\,|Y/Y_{Wn} - Z/Z_{Wn}|$ [2b]
$C_{hab} = (A^2 + B^2)^{1/2}$ [3b]
$h_{hab} = \mathrm{atan}\,|B/A|$ [4b]

AEI31–2N

WCGa colours (9 steps) with $L^*(h)_{AB}$ in L*ABND-colour space

Tristimulus values of black and white: Y_N=0,0, Y_W=88,6

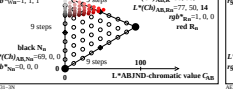

AEI31–3N

WCGa colours (9 steps) with $L^*(h)_{AB}$ in L*ABND-colour space

Tristimulus values of black and white: Y_N=0,0, Y_W=88,6



AEI31–4N

WCGa colours (9 steps) with $L^*(h)_{AB}$ in L*ABND-colour space

Tristimulus values of black and white: Y_N=0,0, Y_W=88,6

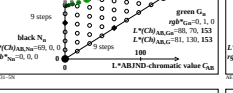

AEI31–5N

WCGa colours (9 steps) with $L^*(h)_{AB}$ in L*ABND-colour space

Tristimulus values of black and white: Y_N=0,0, Y_W=88,6

AEI31–6N

WCGa colours (9 steps) with $L^*(h)_{AB}$ in L*ABND-colour space

Tristimulus values of black and white: Y_N=0,0, Y_W=88,6

AEI31–7N

WCGa colours (9 steps) with $L^*(h)_{AB}$ in L*ABND-colour space

Tristimulus values of black and white: Y_N=0,0, Y_W=88,6

AEI31–8N

TUB-test chart AEI3; Affine colour metric for six device hues input: *rgb/cmy0 (No 1MR)*
WCGa data rgb, XYZ, and L*(Ch)AB*, reflection Y_N=0 & Y_{Na}=2,52, Y_W=88,6, adaptation Y_{Wa}=88,6.