ORS18: adapted (a) CIELAB data / ORS18: relative device colour data

	$L^*=L^*_a$	a^*_a	b^*_a	$C^*_{ab,a}$	$h^*_{ab,a}$	rgb -> olv*3			cmy*3		
O_{Ma}	47.94	65.39	50.52	82.63	38	1.0	0.0	0.0	0.0	1.0	1.0
Y_{Ma}	90.37	−10.26	91.75	92.32	96	1.0	1.0	0.0	0.0	0.0	1.0
L_{Ma}	50.9	−62.83	34.96	71.91	151	0.0	1.0	0.0	1.0	0.0	1.0
C_{Ma}	**58.62**	**−30.34**	**−45.01**	**54.3**	**236**	**0.0**	**1.0**	**1.0**	**1.0**	**0.0**	**0.0**
V_{Ma}	**25.72**	**31.1**	**−44.4**	**54.22**	**305**	**0.0**	**0.0**	**1.0**	**1.0**	**1.0**	**0.0**
M_{Ma}	48.13	75.28	−8.36	75.74	354	1.0	0.0	1.0	0.0	1.0	0.0
N_{Ma}	18.01	0.0	0.0	0.0	0	0.0	0.0	0.0	1.0	1.0	1.0
W_{Ma}	95.41	0.0	0.0	0.0	0	1.0	1.0	1.0	0.0	0.0	0.0

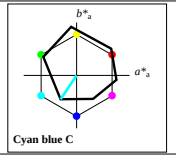

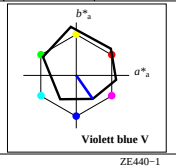

ZE440−1

ORS18: adapted (a) CIELAB data / elementary and device colour data

	$L^*=L^*_a$	a^*_a	b^*_a	$C^*_{ab,a}$	$h^*_{ab,a}$	rgb -> rgb*3			olv*3 (device data)		
R	48.0	68.58	31.54	75.48	25	1.0	0.0	0.0	1.0	0.0	0.32
R50J	62.87	38.77	65.02	75.71	59	1.0	0.5	0.0	1.0	0.35	0.0
J	86.19	−2.8	87.69	87.73	92	1.0	1.0	0.0	1.0	0.9	0.0
J50G	71.17	−35.83	64.13	73.46	119	0.5	1.0	0.0	0.51	1.0	0.0
G	52.8	−54.82	15.26	56.92	164	0.0	1.0	0.0	0.0	1.0	0.25
G50B	57.25	−36.1	−30.82	47.48	220	0.0	0.5	0.5	0.0	1.0	0.82
B	**41.78**	**1.1**	**−44.7**	**44.72**	**271**	**0.0**	**0.0**	**1.0**	**0.0**	**0.49**	**1.0**
B50R	40.78	60.78	−20.18	64.05	342	0.5	0.0	1.0	0.67	0.0	1.0

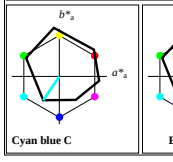

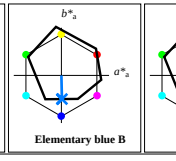

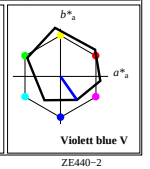

ZE440−2

NLS00: adapted (a) CIELAB data / NLS00: relative device colour data

	$L^*=L^*_a$	a^*_a	b^*_a	$C^*_{ab,a}$	$h^*_{ab,a}$	rgb -> olv*3			cmy*3		
O_{Ma}	31.81	82.62	47.7	95.4	30	1.0	0.0	0.0	0.0	1.0	1.0
Y_{Ma}	63.61	0.0	95.4	95.4	90	1.0	1.0	0.0	0.0	0.0	1.0
L_{Ma}	31.81	−82.61	47.7	95.4	150	0.0	1.0	0.0	1.0	0.0	1.0
C_{Ma}	**63.61**	**−82.61**	**−47.69**	**95.4**	**210**	**0.0**	**1.0**	**1.0**	**1.0**	**0.0**	**0.0**
V_{Ma}	**31.81**	**0.0**	**−95.39**	**95.4**	**270**	**0.0**	**0.0**	**1.0**	**1.0**	**1.0**	**0.0**
M_{Ma}	63.61	82.62	−47.69	95.4	330	1.0	0.0	1.0	0.0	1.0	0.0
N_{Ma}	0.01	0.0	0.0	0.0	0	0.0	0.0	0.0	1.0	1.0	1.0
W_{Ma}	95.41	0.0	0.0	0.0	0	1.0	1.0	1.0	0.0	0.0	0.0

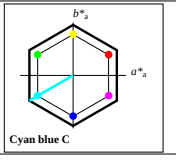

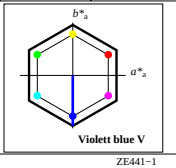

ZE441−1

NLS00: adapted (a) CIELAB data / elementary and device colour data

	$L^*=L^*_a$	a^*_a	b^*_a	$C^*_{ab,a}$	$h^*_{ab,a}$	rgb -> rgb*3			olv*3 (device data)		
R	34.59	82.62	39.37	91.52	25	1.0	0.0	0.0	1.0	0.0	0.09
R50J	48.05	40.43	72.06	82.63	61	1.0	0.5	0.0	1.0	0.51	0.0
J	62.16	−3.76	93.23	93.3	92	1.0	1.0	0.0	0.95	1.0	0.0
J50G	48.66	−38.82	72.98	82.67	118	0.5	1.0	0.0	0.53	1.0	0.0
G	38.88	−82.61	26.49	86.76	162	0.0	1.0	0.0	0.0	1.0	0.22
G50B	58.44	−69.18	−55.44	88.67	219	0.0	0.5	0.5	0.0	0.84	1.0
B	**32.9**	**2.84**	**−93.75**	**93.8**	**272**	**0.0**	**0.0**	**1.0**	**0.03**	**0.0**	**1.0**
B50R	56.17	82.62	−25.37	86.43	343	0.5	0.0	1.0	1.0	0.0	0.77

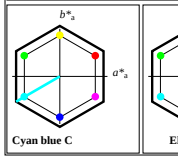

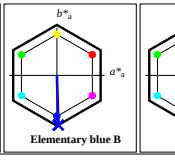

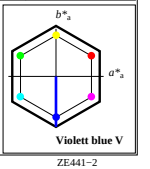

ZE441−2

TLS00: adapted (a) CIELAB data / TLS00: relative device colour data

	$L^*=L^*_a$	a^*_a	b^*_a	$C^*_{ab,a}$	$h^*_{ab,a}$	rgb -> olv*3			cmy*3		
O_{Ma}	50.5	76.92	64.55	100.42	40	1.0	0.0	0.0	0.0	1.0	1.0
Y_{Ma}	92.66	−20.69	90.75	93.08	103	1.0	1.0	0.0	0.0	0.0	1.0
L_{Ma}	83.63	−82.75	79.9	115.04	136	0.0	1.0	0.0	1.0	0.0	1.0
C_{Ma}	**86.88**	**−46.16**	**−13.55**	**48.12**	**196**	**0.0**	**1.0**	**1.0**	**1.0**	**0.0**	**0.0**
V_{Ma}	**30.39**	**76.06**	**−103.59**	**128.52**	**306**	**0.0**	**0.0**	**1.0**	**1.0**	**1.0**	**0.0**
M_{Ma}	57.3	94.35	−58.41	110.97	328	1.0	0.0	1.0	0.0	1.0	0.0
N_{Ma}	0.01	0.0	0.0	0.0	0	0.0	0.0	0.0	1.0	1.0	1.0
W_{Ma}	95.41	0.0	0.0	0.0	0	1.0	1.0	1.0	0.0	0.0	0.0

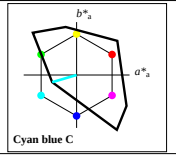

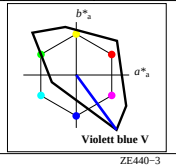

ZE440−3

TLS00: adapted (a) CIELAB data / elementary and device colour data

	$L^*=L^*_a$	a^*_a	b^*_a	$C^*_{ab,a}$	$h^*_{ab,a}$	rgb -> rgb*3			olv*3 (device data)		
R	51.95	80.62	38.42	89.31	25	1.0	0.0	0.0	1.0	0.0	0.21
R50J	65.78	41.54	74.05	84.9	61	1.0	0.5	0.0	1.0	0.36	0.0
J	85.22	−3.47	86.13	86.2	92	1.0	1.0	0.0	1.0	0.82	0.0
J50G	88.99	−45.93	86.34	97.8	118	0.5	1.0	0.0	0.59	1.0	0.0
G	85.75	−58.86	18.87	61.82	162	0.0	1.0	0.0	0.0	1.0	0.65
G50B	79.84	−30.92	−24.78	39.64	219	0.0	0.5	0.5	0.0	0.88	1.0
B	**64.86**	**1.48**	**−48.65**	**48.68**	**272**	**0.0**	**0.0**	**1.0**	**0.0**	**0.61**	**1.0**
B50R	55.6	89.99	−27.64	94.14	343	0.5	0.0	1.0	1.0	0.0	0.75

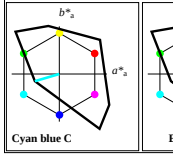

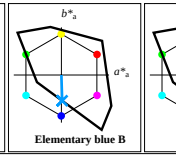

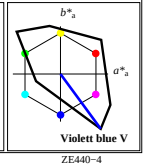

ZE440−4

NLS18: adapted (a) CIELAB data / NLS18: relative device colour data

	$L^*=L^*_a$	a^*_a	b^*_a	$C^*_{ab,a}$	$h^*_{ab,a}$	rgb -> olv*3			cmy*3		
O_{Ma}	43.81	67.03	38.7	77.4	30	1.0	0.0	0.0	0.0	1.0	1.0
Y_{Ma}	69.61	0.0	77.4	77.4	90	1.0	1.0	0.0	0.0	0.0	1.0
L_{Ma}	43.81	−67.02	38.7	77.4	150	0.0	1.0	0.0	1.0	0.0	1.0
C_{Ma}	**69.61**	**−67.02**	**−38.69**	**77.4**	**210**	**0.0**	**1.0**	**1.0**	**1.0**	**0.0**	**0.0**
V_{Ma}	**43.81**	**0.0**	**−77.39**	**77.4**	**270**	**0.0**	**0.0**	**1.0**	**1.0**	**1.0**	**0.0**
M_{Ma}	69.61	67.03	−38.69	77.4	330	1.0	0.0	1.0	0.0	1.0	0.0
N_{Ma}	18.01	0.0	0.0	0.0	0	0.0	0.0	0.0	1.0	1.0	1.0
W_{Ma}	95.41	0.0	0.0	0.0	0	1.0	1.0	1.0	0.0	0.0	0.0

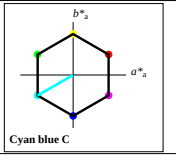

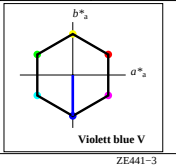

ZE441−3

NLS18: adapted (a) CIELAB data / elementary and device colour data

	$L^*=L^*_a$	a^*_a	b^*_a	$C^*_{ab,a}$	$h^*_{ab,a}$	rgb -> rgb*3			olv*3 (device data)		
R	46.06	67.03	31.94	74.25	25	1.0	0.0	0.0	1.0	0.0	0.09
R50J	56.99	32.8	58.46	67.04	61	1.0	0.5	0.0	1.0	0.51	0.0
J	68.43	−3.04	75.64	75.7	92	1.0	1.0	0.0	0.95	1.0	0.0
J50G	57.48	−31.49	59.21	67.07	118	0.5	1.0	0.0	0.53	1.0	0.0
G	49.55	−67.02	21.49	70.39	162	0.0	1.0	0.0	0.0	1.0	0.22
G50B	65.42	−56.12	−44.98	71.94	219	0.0	0.5	0.5	0.0	0.84	1.0
B	**44.7**	**2.31**	**−76.06**	**76.1**	**272**	**0.0**	**0.0**	**1.0**	**0.03**	**0.0**	**1.0**
B50R	63.57	67.03	−20.58	70.12	343	0.5	0.0	1.0	1.0	0.0	0.77

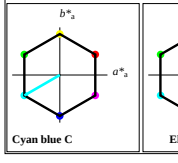

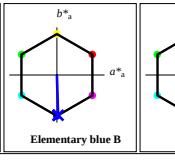

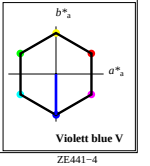

ZE441−4

FRS06: adapted (a) CIELAB data / FRS06: relative device colour data

	$L^*=L^*_a$	a^*_a	b^*_a	$C^*_{ab,a}$	$h^*_{ab,a}$	rgb -> olv*3			cmy*3		
O_{Ma}	32.57	62.32	46.49	77.75	37	1.0	0.0	0.0	0.0	1.0	1.0
Y_{Ma}	82.73	−3.16	113.99	114.03	92	1.0	1.0	0.0	0.0	0.0	1.0
L_{Ma}	39.43	−61.79	45.84	76.95	143	0.0	1.0	0.0	1.0	0.0	1.0
C_{Ma}	**47.86**	**−26.79**	**−34.24**	**43.49**	**232**	**0.0**	**1.0**	**1.0**	**1.0**	**0.0**	**0.0**
V_{Ma}	**10.16**	**55.12**	**−61.03**	**82.24**	**312**	**0.0**	**0.0**	**1.0**	**1.0**	**1.0**	**0.0**
M_{Ma}	34.5	80.68	−33.92	87.52	337	1.0	0.0	1.0	0.0	1.0	0.0
N_{Ma}	6.25	0.0	0.0	0.0	0	0.0	0.0	0.0	1.0	1.0	1.0
W_{Ma}	91.97	0.0	0.0	0.0	0	1.0	1.0	1.0	0.0	0.0	0.0

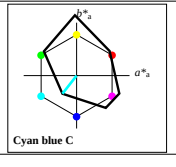

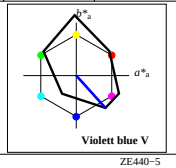

ZE440−5

FRS06: adapted (a) CIELAB data / elementary and device colour data

	$L^*=L^*_a$	a^*_a	b^*_a	$C^*_{ab,a}$	$h^*_{ab,a}$	rgb -> rgb*3			olv*3 (device data)		
R	32.87	65.21	33.86	73.47	27	1.0	0.0	0.0	1.0	0.0	0.16
R50J	51.1	38.13	71.43	80.96	62	1.0	0.5	0.0	1.0	0.37	0.0
J	82.3	−3.75	113.31	113.37	92	1.0	1.0	0.0	0.99	1.0	0.0
J50G	58.58	−35.86	75.98	84.02	115	0.5	1.0	0.0	0.44	1.0	0.0
G	42.04	−50.94	21.01	55.12	158	0.0	1.0	0.0	0.0	1.0	0.31
G50B	46.57	−32.15	−21.99	38.96	214	0.0	0.5	0.5	0.0	1.0	0.85
B	**34.31**	**2.63**	**−43.86**	**43.95**	**273**	**0.0**	**0.0**	**1.0**	**0.0**	**0.64**	**1.0**
B50R	34.06	76.5	−15.59	78.07	348	0.5	0.0	1.0	1.0	0.0	0.77

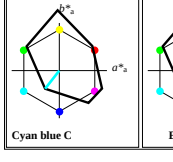

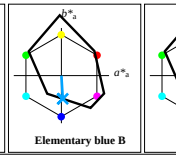

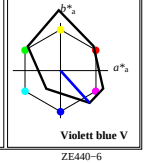

ZE440−6

SRS18: adapted (a) CIELAB data / SRS18: relative device colour data

	$L^*=L^*_a$	a^*_a	b^*_a	$C^*_{ab,a}$	$h^*_{ab,a}$	rgb -> olv*3			cmy*3		
O_{Ma}	56.71	67.03	38.7	77.4	30	1.0	0.0	0.0	0.0	1.0	1.0
Y_{Ma}	56.71	0.0	77.4	77.4	90	1.0	1.0	0.0	0.0	0.0	1.0
L_{Ma}	56.71	−67.02	38.7	77.4	150	0.0	1.0	0.0	1.0	0.0	1.0
C_{Ma}	**56.71**	**−67.02**	**−38.69**	**77.4**	**210**	**0.0**	**1.0**	**1.0**	**1.0**	**0.0**	**0.0**
V_{Ma}	**56.71**	**0.0**	**−77.39**	**77.4**	**270**	**0.0**	**0.0**	**1.0**	**1.0**	**1.0**	**0.0**
M_{Ma}	56.71	67.03	−38.69	77.4	330	1.0	0.0	1.0	0.0	1.0	0.0
N_{Ma}	18.01	0.0	0.0	0.0	0	0.0	0.0	0.0	1.0	1.0	1.0
W_{Ma}	95.41	0.0	0.0	0.0	0	1.0	1.0	1.0	0.0	0.0	0.0

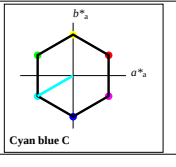

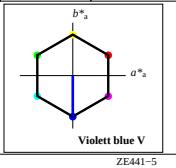

ZE441−5

SRS18: adapted (a) CIELAB data / elementary and device colour data

	$L^*=L^*_a$	a^*_a	b^*_a	$C^*_{ab,a}$	$h^*_{ab,a}$	rgb -> rgb*3			olv*3 (device data)		
R	56.71	67.03	31.94	74.25	25	1.0	0.0	0.0	1.0	0.0	0.09
R50J	56.71	32.8	58.46	67.04	61	1.0	0.5	0.0	1.0	0.51	0.0
J	56.71	−3.04	75.64	75.7	92	1.0	1.0	0.0	0.95	1.0	0.0
J50G	56.71	−31.49	59.21	67.07	118	0.5	1.0	0.0	0.53	1.0	0.0
G	56.71	−67.02	21.49	70.39	162	0.0	1.0	0.0	0.0	1.0	0.22
G50B	56.71	−56.12	−44.98	71.94	219	0.0	0.5	0.5	0.0	0.84	1.0
B	**56.71**	**2.31**	**−76.06**	**76.1**	**272**	**0.0**	**0.0**	**1.0**	**0.03**	**0.0**	**1.0**
B50R	56.71	67.03	−20.58	70.12	343	0.5	0.0	1.0	1.0	0.0	0.77

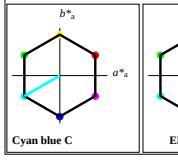

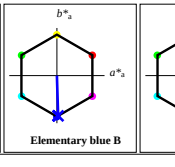

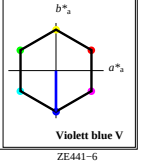

ZE441−6

TSL18: adapted (a) CIELAB data / TSL18: relative device colour data

	$L^*=L^*_a$	a^*_a	b^*_a	$C^*_{ab,a}$	$h^*_{ab,a}$	rgb -> olv*3			cmy*3		
O_{Ma}	52.76	71.63	49.88	87.29	35	1.0	0.0	0.0	0.0	1.0	1.0
Y_{Ma}	92.74	−20.02	84.97	87.3	103	1.0	1.0	0.0	0.0	0.0	1.0
L_{Ma}	84.0	−78.98	73.94	108.2	137	0.0	1.0	0.0	1.0	0.0	1.0
C_{Ma}	**87.14**	**−44.41**	**−13.11**	**46.32**	**196**	**0.0**	**1.0**	**1.0**	**1.0**	**0.0**	**0.0**
V_{Ma}	**35.47**	**64.92**	**−95.06**	**115.12**	**304**	**0.0**	**0.0**	**1.0**	**1.0**	**1.0**	**0.0**
M_{Ma}	59.01	89.33	−55.67	105.26	328	1.0	0.0	1.0	0.0	1.0	0.0
N_{Ma}	18.01	0.0	0.0	0.0	0	0.0	0.0	0.0	1.0	1.0	1.0
W_{Ma}	95.41	0.0	0.0	0.0	0	1.0	1.0	1.0	0.0	0.0	0.0

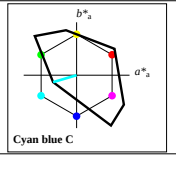

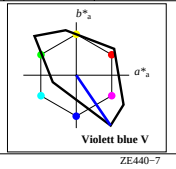

ZE440−7

TSL18: adapted (a) CIELAB data / elementary and device colour data

	$L^*=L^*_a$	a^*_a	b^*_a	$C^*_{ab,a}$	$h^*_{ab,a}$	rgb -> rgb*3			olv*3 (device data)		
R	53.62	74.08	35.3	82.06	25	1.0	0.0	0.0	1.0	0.0	0.14
R50J	68.43	35.7	63.63	72.97	61	1.0	0.5	0.0	1.0	0.39	0.0
J	85.39	−3.16	78.52	78.58	92	1.0	1.0	0.0	1.0	0.82	0.0
J50G	89.35	−42.92	80.69	91.4	118	0.5	1.0	0.0	0.61	1.0	0.0
G	86.01	−56.86	18.23	59.72	162	0.0	1.0	0.0	0.0	1.0	0.64
G50B	80.29	−29.91	−23.97	38.35	219	0.0	0.5	0.5	0.0	0.87	1.0
B	**65.47**	**1.44**	**−47.48**	**47.51**	**272**	**0.0**	**0.0**	**1.0**	**0.0**	**0.58**	**1.0**
B50R	57.25	84.34	−25.9	88.23	343	0.5	0.0	1.0	1.0	0.0	0.72

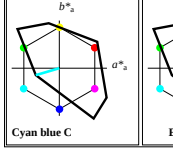

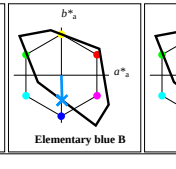

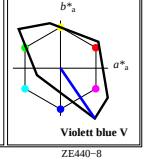

ZE440−8

TLS70: adapted (a) CIELAB data / TLS70: relative device colour data

	$L^*=L^*_a$	a^*_a	b^*_a	$C^*_{ab,a}$	$h^*_{ab,a}$	rgb -> olv*3			cmy*3		
O_{Ma}	76.43	26.27	10.57	28.32	22	1.0	0.0	0.0	0.0	1.0	1.0
Y_{Ma}	93.93	−10.76	34.63	36.27	107	1.0	1.0	0.0	0.0	0.0	1.0
L_{Ma}	89.32	−35.8	27.64	45.24	142	0.0	1.0	0.0	1.0	0.0	1.0
C_{Ma}	**90.93**	**−21.95**	**−7.07**	**23.07**	**198**	**0.0**	**1.0**	**1.0**	**1.0**	**0.0**	**0.0**
V_{Ma}	**72.1**	**15.76**	**−35.63**	**38.97**	**294**	**0.0**	**0.0**	**1.0**	**1.0**	**1.0**	**0.0**
M_{Ma}	78.5	37.52	−25.23	45.22	326	1.0	0.0	1.0	0.0	1.0	0.0
N_{Ma}	69.7	0.0	0.0	0.0	0	0.0	0.0	0.0	1.0	1.0	1.0
W_{Ma}	95.41	0.0	0.0	0.0	0	1.0	1.0	1.0	0.0	0.0	0.0

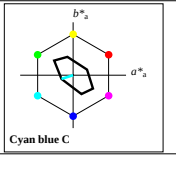

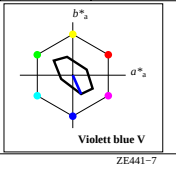

ZE441−7

TLS70: adapted (a) CIELAB data / elementary and device colour data

	$L^*=L^*_a$	a^*_a	b^*_a	$C^*_{ab,a}$	$h^*_{ab,a}$	rgb -> rgb*3			olv*3 (device data)		
R	77.25	24.54	11.69	27.18	25	1.0	0.0	0.0	1.0	0.05	0.0
R50J	83.47	11.36	20.25	23.22	61	1.0	0.5	0.0	1.0	0.4	0.0
J	89.38	−1.14	28.38	28.4	92	1.0	1.0	0.0	1.0	0.74	0.0
J50G	92.7	−17.43	32.77	37.12	118	0.5	1.0	0.0	0.73	1.0	0.0
G	90.18	−28.41	9.11	29.84	162	0.0	1.0	0.0	0.0	1.0	0.53
G50B	87.56	−15.2	−12.18	19.49	219	0.0	0.5	0.5	0.0	0.82	1.0
B	**79.6**	**0.74**	**−24.25**	**24.28**	**272**	**0.0**	**0.0**	**1.0**	**0.0**	**0.4**	**1.0**
B50R	77.62	32.75	−10.05	34.26	343	0.5	0.0	1.0	1.0	0.0	0.58

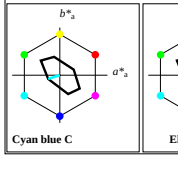

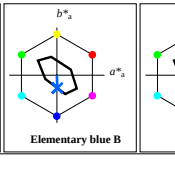

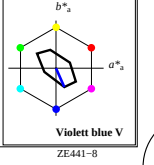

ZE441−8

See for similar files: http://www.ps.bam.de/ZE44/; www.ps.bam.de/ZE.HTM
Technical information: http://www.ps.bam.de Version 2.1, io=1,1

BAM registration: 20071001-ZE44/10L/L44E00NA.PS/.TXT BAM material: code=rha4ta
application for evaluation and measurement of printer or monitor systems